


Date : 04/24/12

Count Number : TMC1213

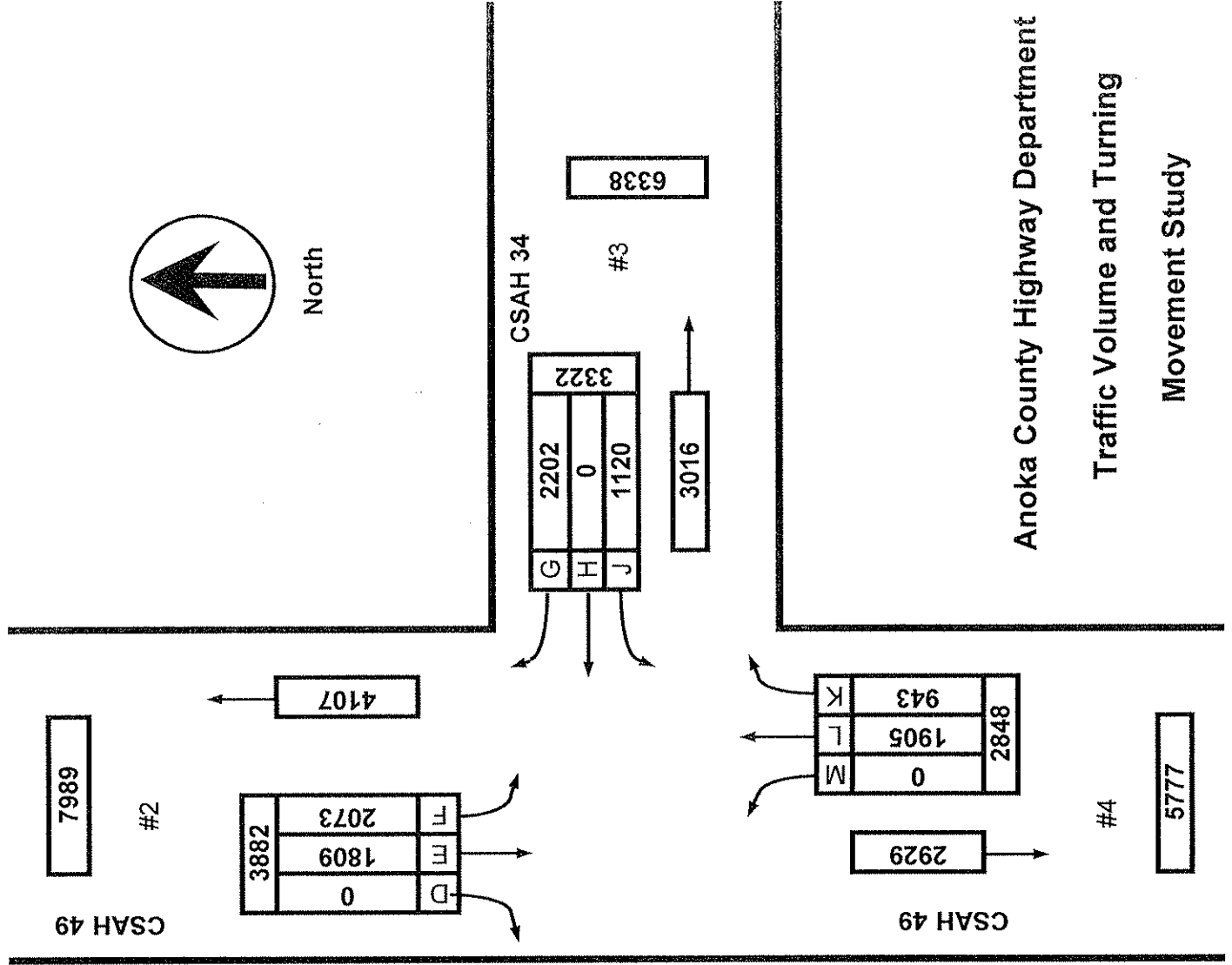
Location : CSAH 34 (Birch St.)

@ CSAH 49 (Hodgson Rd.)

Collection Period : PEAK HOURS
6-9 AM, 4-7 PM



North



Anoka County Highway Department
Traffic Volume and Turning
Movement Study

	EXISTING LANES OF APPROACH			TOTAL
	RIGHT TURN LANE	LEFT TURN LANE	THRU LANES	
#1	0	0	0	0
#2	0	1	1	2
#3	1	1	0	2
#4	1	0	1	2

Date : 04/24/12

Count Number : TMC1213

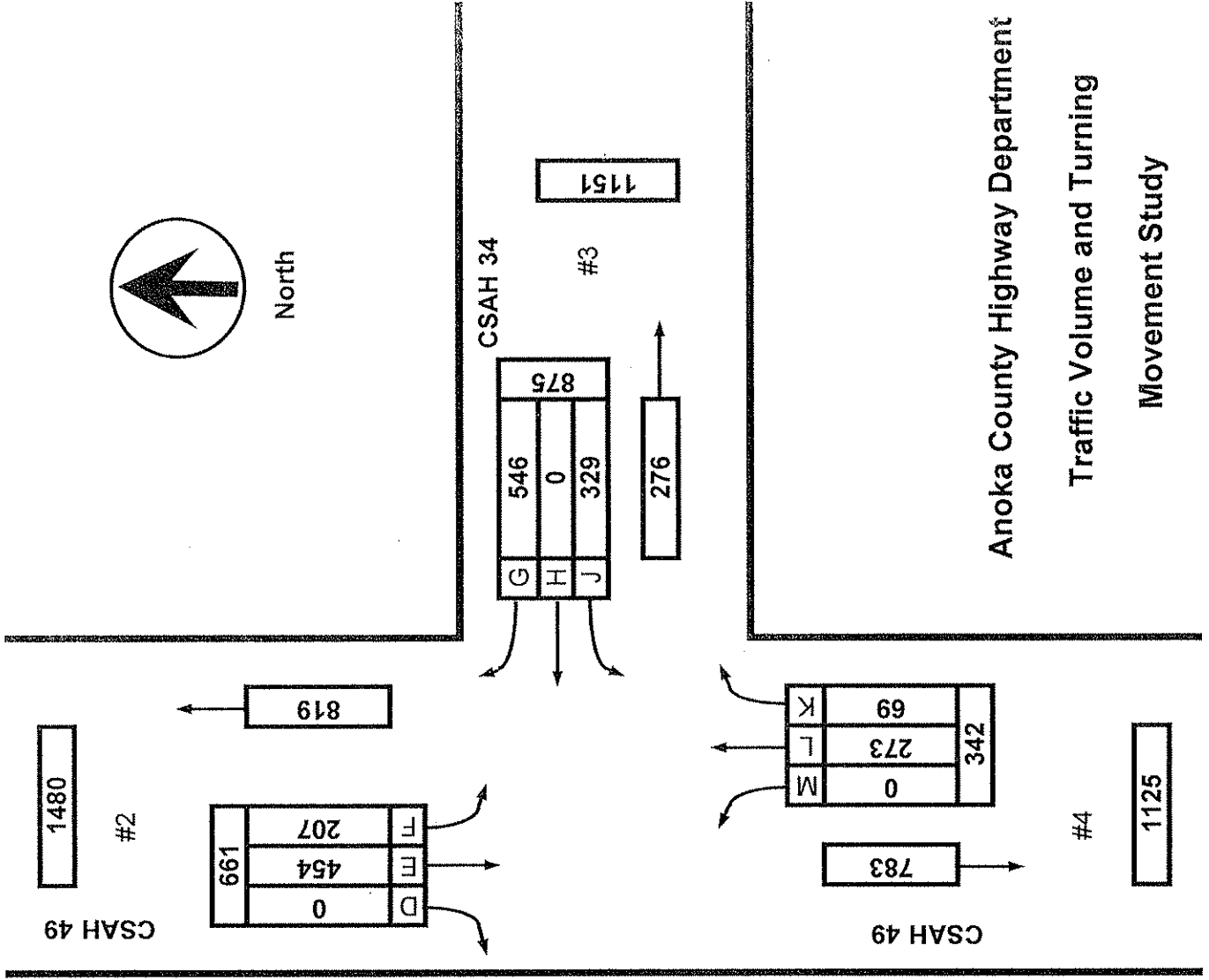
Location : CSAH 34 (Birch St.)

@ CSAH 49 (Hodgson Rd.)

Collection Period : AM PEAK

Hour : 7:15 AM - 8:15 AM

	EXISTING LANES OF APPROACH			TOTAL
	RIGHT TURN LANE	LEFT TURN LANE	THRU LANES	
#1	0	0	0	0
#2	0	1	1	2
#3	1	1	0	2
#4	1	0	1	2



Anoka County Highway Department
Traffic Volume and Turning
Movement Study

Date : 04/26/12

Count Number : TMC1213

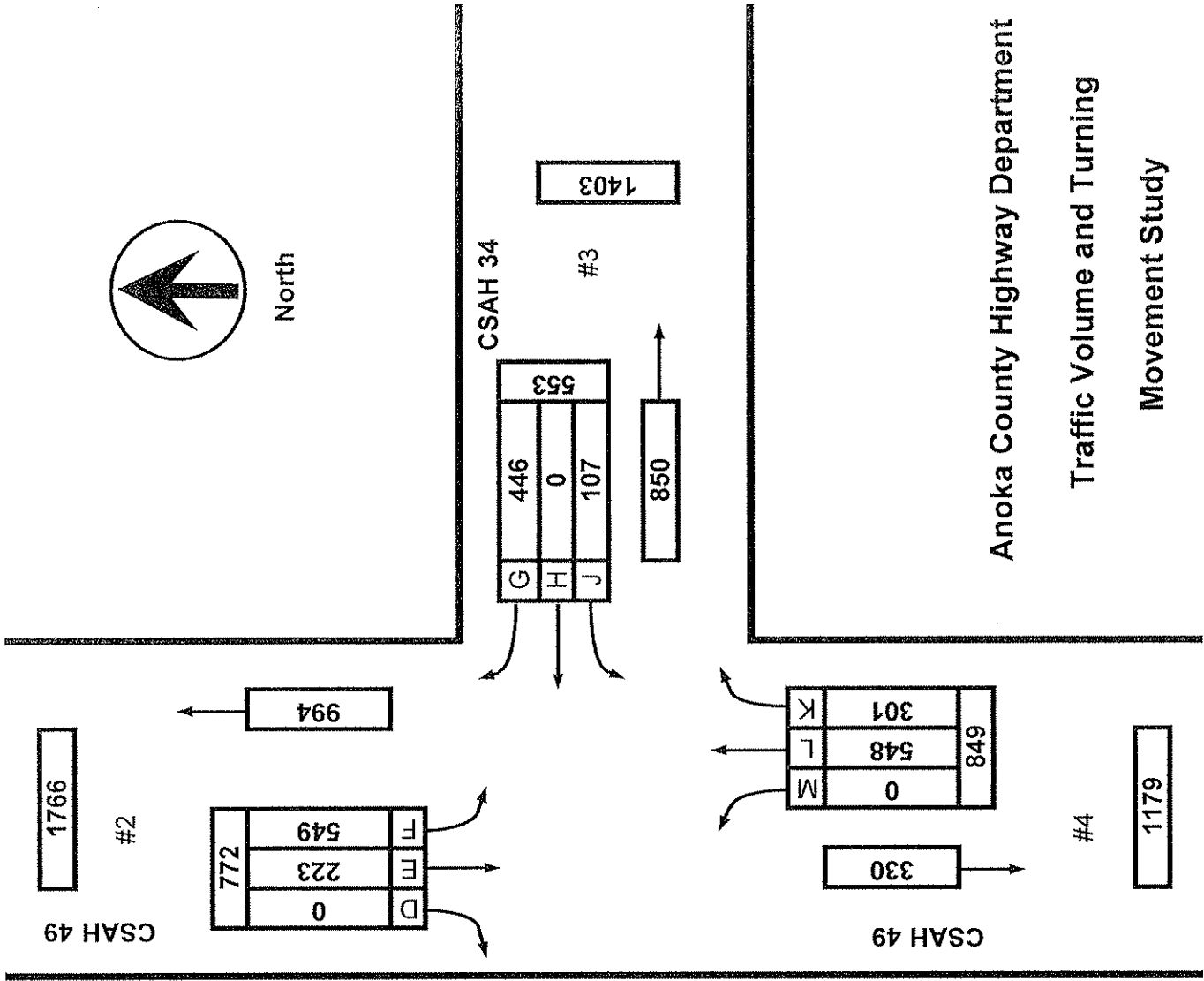
Location : CSAH 34 (Birch St.)

@ CSAH 49 (Hodgson Rd.)

Collection Period : PM PEAK

Hour : 5:15 PM - 6:15 PM

	EXISTING LANES OF APPROACH			TOTAL
	RIGHT TURN LANE	LEFT TURN LANE	THRU LANES	
#1	0	0	0	0
#2	0	1	1	2
#3	1	1	0	2
#4	1	0	1	2



Anoka County Highway Department
 Traffic Volume and Turning
 Movement Study



Anoka County Highway Department

Traffic Engineering Section

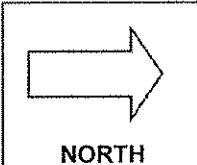
Traffic Volume and Turning Movement Study

File Name : tmc1213
 Site Code : 12130202
 Start Date : 04/26/2012
 Page No : 1

Weather: Cool/Sunny
 Counter: DB-400
 study conducted by: Andrea/Sam

Groups Printed- Unshifted

Start Time	CSAH 49 Southbound					CSAH 34 Westbound					CSAH 49 Northbound					NONE Eastbound					Exclu. Total	Inclu. Total	Int. Total
	Left	Thru	Right	Heavys	App. Total	Left	Thru	Right	Heavys	App. Total	Left	Thru	Right	Heavys	App. Total	Left	Thru	Right	Heavys	App. Total			
06:00	14	65	0	0	79	46	0	33	0	79	0	15	4	1	19	0	0	0	0	0	1	177	178
06:15	22	94	0	2	116	65	0	39	1	104	0	25	5	0	30	0	0	0	0	0	3	250	253
06:30	24	109	0	0	133	83	0	59	0	142	0	26	13	12	39	0	0	0	0	0	12	314	326
06:45	34	139	0	2	173	91	0	71	4	162	0	31	11	12	42	0	0	0	0	0	18	377	395
Total	94	407	0	4	501	285	0	202	5	487	0	97	33	25	130	0	0	0	0	0	34	1118	1152
07:00	46	149	0	8	195	94	0	94	2	188	0	45	8	12	53	0	0	0	0	0	22	436	458
07:15	45	141	0	5	186	86	0	127	13	213	0	59	24	7	83	0	0	0	0	0	25	482	507
07:30	57	121	0	17	178	94	0	101	5	195	0	52	18	6	70	0	0	0	0	0	28	443	471
07:45	52	104	0	6	156	93	0	147	3	240	0	90	17	8	107	0	0	0	0	0	17	503	520
Total	200	515	0	36	715	367	0	469	23	836	0	246	67	33	313	0	0	0	0	0	92	1854	1956
08:00	53	88	0	16	141	56	0	171	12	227	0	72	10	5	82	0	0	0	0	0	33	450	483
08:15	67	75	0	10	142	59	0	75	1	134	0	31	7	3	38	0	0	0	0	0	14	314	328
08:30	38	52	0	8	90	44	0	56	3	100	0	35	14	7	49	0	0	0	0	0	18	239	257
08:45	47	38	0	5	85	41	0	66	8	107	0	37	15	4	52	0	0	0	0	0	17	244	261
Total	205	253	0	39	458	200	0	368	24	568	0	175	46	19	221	0	0	0	0	0	82	1247	1329
09:00	0	0	0	0	0	0	0	0	0	0	0	0	0	0	0	0	0	0	0	0	0	0	0
09:15	0	0	0	0	0	0	0	0	0	0	0	0	0	0	0	0	0	0	0	0	0	0	0
09:30	0	0	0	0	0	0	0	0	0	0	0	0	0	0	0	0	0	0	0	0	0	0	0
09:45	0	0	0	0	0	0	0	0	0	0	0	0	0	0	0	0	0	0	0	0	0	0	0
Total	0	0	0	0	0	0	0	0	0	0	0	0	0	0	0	0	0	0	0	0	0	0	0
10:00	0	0	0	0	0	0	0	0	0	0	0	0	0	0	0	0	0	0	0	0	0	0	0
10:15	0	0	0	0	0	0	0	0	0	0	0	0	0	0	0	0	0	0	0	0	0	0	0
10:30	0	0	0	0	0	0	0	0	0	0	0	0	0	0	0	0	0	0	0	0	0	0	0
10:45	0	0	0	0	0	0	0	0	0	0	0	0	0	0	0	0	0	0	0	0	0	0	0
Total	0	0	0	0	0	0	0	0	0	0	0	0	0	0	0	0	0	0	0	0	0	0	0
11:00	0	0	0	0	0	0	0	0	0	0	0	0	0	0	0	0	0	0	0	0	0	0	0
11:15	0	0	0	0	0	0	0	0	0	0	0	0	0	0	0	0	0	0	0	0	0	0	0
11:30	0	0	0	0	0	0	0	0	0	0	0	0	0	0	0	0	0	0	0	0	0	0	0
11:45	0	0	0	0	0	0	0	0	0	0	0	0	0	0	0	0	0	0	0	0	0	0	0
Total	0	0	0	0	0	0	0	0	0	0	0	0	0	0	0	0	0	0	0	0	0	0	0
12:00	0	0	0	0	0	0	0	0	0	0	0	0	0	0	0	0	0	0	0	0	0	0	0
12:15	0	0	0	0	0	0	0	0	0	0	0	0	0	0	0	0	0	0	0	0	0	0	0
12:30	0	0	0	0	0	0	0	0	0	0	0	0	0	0	0	0	0	0	0	0	0	0	0
12:45	0	0	0	0	0	0	0	0	0	0	0	0	0	0	0	0	0	0	0	0	0	0	0
Total	0	0	0	0	0	0	0	0	0	0	0	0	0	0	0	0	0	0	0	0	0	0	0
13:00	0	0	0	0	0	0	0	0	0	0	0	0	0	0	0	0	0	0	0	0	0	0	0
13:15	0	0	0	0	0	0	0	0	0	0	0	0	0	0	0	0	0	0	0	0	0	0	0
13:30	0	0	0	0	0	0	0	0	0	0	0	0	0	0	0	0	0	0	0	0	0	0	0
13:45	0	0	0	0	0	0	0	0	0	0	0	0	0	0	0	0	0	0	0	0	0	0	0
Total	0	0	0	0	0	0	0	0	0	0	0	0	0	0	0	0	0	0	0	0	0	0	0
14:00	0	0	0	0	0	0	0	0	0	0	0	0	0	0	0	0	0	0	0	0	0	0	0
14:15	0	0	0	0	0	0	0	0	0	0	0	0	0	0	0	0	0	0	0	0	0	0	0
14:30	0	0	0	0	0	0	0	0	0	0	0	0	0	0	0	0	0	0	0	0	0	0	0
14:45	0	0	0	0	0	0	0	0	0	0	0	0	0	0	0	0	0	0	0	0	0	0	0
Total	0	0	0	0	0	0	0	0	0	0	0	0	0	0	0	0	0	0	0	0	0	0	0
15:00	0	0	0	0	0	0	0	0	0	0	0	0	0	0	0	0	0	0	0	0	0	0	0
15:15	0	0	0	0	0	0	0	0	0	0	0	0	0	0	0	0	0	0	0	0	0	0	0
15:30	0	0	0	0	0	0	0	0	0	0	0	0	0	0	0	0	0	0	0	0	0	0	0
15:45	0	0	0	0	0	0	0	0	0	0	0	0	0	0	0	0	0	0	0	0	0	0	0
Total	0	0	0	0	0	0	0	0	0	0	0	0	0	0	0	0	0	0	0	0	0	0	0
16:00	104	75	0	7	179	20	0	76	7	96	0	122	53	1	175	0	0	0	0	0	15	450	465
16:15	115	57	0	14	172	24	0	63	8	87	0	132	65	4	197	0	0	0	0	0	26	456	482
16:30	125	46	0	4	171	24	0	82	5	106	0	135	94	6	229	0	0	0	0	0	15	506	521
16:45	140	64	0	3	204	17	0	85	1	102	0	140	79	1	219	0	0	0	0	0	5	525	530
Total	484	242	0	28	726	85	0	306	21	391	0	529	291	12	820	0	0	0	0	0	61	1937	1998
17:00	130	62	0	3	192	22	0	98	3	120	0	117	73	6	190	0	0	0	0	0	12	502	514
17:15	138	56	0	7	194	33	0	89	3	122	0	148	63	3	211	0	0	0	0	0	13	527	540
17:30	116	53	0	2	169	26	0	120	1	146	0	156	70	7	226	0	0	0	0	0	10	541	551
17:45	124	51	0	3	175	25	0	133	1	158	0	147	102	7	249	0	0	0	0	0	11	582	593
Total	508	222	0	15	730	106	0	440	8	546	0	568	308	23	876	0	0	0	0	0	46	2152	2198



COUNT LOCATION:

CSAH 34 (Birch St.)

DATE:

04/24/2012

@ CSAH 49 (Hodgson Rd.)

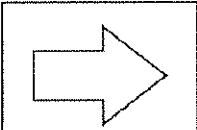
APP. #1 = CSAH 49
APP. #2 = None
APP. #3 = CSAH 49
APP. #4 = CSAH 34

APP. #1	APP. #3
APP. #4	

- HEAVY VEHICLE- ANY VEHICLE HAVING MORE THAN FOUR TIRES TOUCHING THE PAVEMENT
- A. TRUCKS- A HEAVY VEHICLE INVOLVED PRIMARILY IN THE TRANSPORT OF GOODS OR IN THE DELIVERY OF A SERVICE.
 - B. RV- A HEAVY VEHICLE OPERATED BY A PRIVATE MOTORIST AND INVOLVED IN THE TRANSPORT OF RECREATIONAL EQUIPMENT OR FACILITIES.
 - C. BUSES- A HEAVY VEHICLE INVOLVED IN THE TRANSPORTATION OF GROUPS OF PEOPLE.

TIME	PEDESTRIANS					HEAVY VEHICLES		
	APP. #1	APP. #2	APP. #3	APP. #4	15 MIN TOT	TRUCKS	RV	BUS
6:00-6:15AM								1
6:15-6:30						3		
6:30-6:45								12
6:45-7:00						5		15
HOURLY TOTAL								36
7:00-7:15						6		16
7:15-7:30						9		16
7:30-7:45						10		20
7:45-8:00						8		10
HOURLY TOTAL						HOURLY TOTAL		95
8:00-8:15						5		28
8:15-8:30						6		9
8:30-8:45						7		10
8:45-9:00						9		7
HOURLY TOTAL						HOURLY TOTAL		81
9:00-9:15								
9:15-9:30								
9:30-9:45								
9:45-10:00								
HOURLY TOTAL						HOURLY TOTAL		
10:00-10:15								
10:15-10:30								
10:30-10:45								
10:45-11:00								
HOURLY TOTAL						HOURLY TOTAL		
11:00-11:15								
11:15-11:30								
11:30-11:45								
11:45-12:00								
HOURLY TOTAL						HOURLY TOTAL		
12:00-12:15								
12:15-12:30								
12:30-12:45								
12:45-1:00								
HOURLY TOTAL						HOURLY TOTAL		
1:00-1:15								
1:15-1:30								
1:30-1:45								
1:45-2:00								
HOURLY TOTAL						HOURLY TOTAL		
					TOTAL		TOTAL	212

1
2
3
4
5
6
7
8
9
10
11
12
13
14
15
16
17
18
19
20
21
22
23
24
25
26
27
28
29
30
31
32



COUNT LOCATION:

CSAH 34 (Birch St.)

DATE:

04/26/2012

@ CSAH 49 (Hodgson Rd.)

NORTH

APP. #1 = CSAH 49
APP. #2 = None
APP. #3 = CSAH 49
APP. #4 = CSAH 34

APP. #1 APP. #3

APP. #4

- HEAVY VEHICLE- ANY VEHICLE HAVING MORE THAN FOUR TIRES TOUCHING THE PAVEMENT
- A. TRUCKS- A HEAVY VEHICLE INVOLVED PRIMARILY IN THE TRANSPORT OF GOODS OR IN THE DELIVERY OF A SERVICE.
 - B. RV- A HEAVY VEHICLE OPERATED BY A PRIVATE MOTORIST AND INVOLVED IN THE TRANSPORT OF RECREATIONAL EQUIPMENT OR FACILITIES.
 - C. BUSES- A HEAVY VEHICLE INVOLVED IN THE TRANSPORTATION OF GROUPS OF PEOPLE.

TIME	PEDESTRIANS					HEAVY VEHICLES		
	APP. #1	APP. #2	APP. #3	APP. #4	15 MIN TOT	TRUCKS	RV	BUS
2:00-2:15PM								
2:15-2:30								
2:30-2:45								
2:45-3:00								
HOURLY TOTAL						HOURLY TOTAL		
3:00-3:15								
3:15-3:30								
3:30-3:45								
3:45-4:00								
HOURLY TOTAL						HOURLY TOTAL		
4:00-4:15						2		13
4:15-4:30						6		19
4:30-4:45						11		5
4:45-5:00						1		5
HOURLY TOTAL						HOURLY TOTAL		62
5:00-5:15						8		2
5:15-5:30						13		1
5:30-5:45						6		3
5:45-6:00						11		
HOURLY TOTAL						HOURLY TOTAL		44
6:00-6:15						1		
6:15-6:30						9		
6:30-6:45						5		3
6:45-7:00						2		2
HOURLY TOTAL						HOURLY TOTAL		22
7:00-7:15								
7:15-7:30								
7:30-7:45								
7:45-8:00								
HOURLY TOTAL						HOURLY TOTAL		
8:00-8:15								
8:15-8:30								
8:30-8:45								
8:45-9:00								
HOURLY TOTAL						HOURLY TOTAL		
9:00-9:15								
9:15-9:30								
9:30-9:45								
9:45-10:00								
HOURLY TOTAL						HOURLY TOTAL		
					TOTAL		TOTAL	340

1
2
3
4
5
6
7
8
9
10
11
12
13
14
15
16
17
18
19
20
21
22
23
24
25
26
27
28
29
30
31
32