


Date : 07/12/12

Count Number : TMC1216

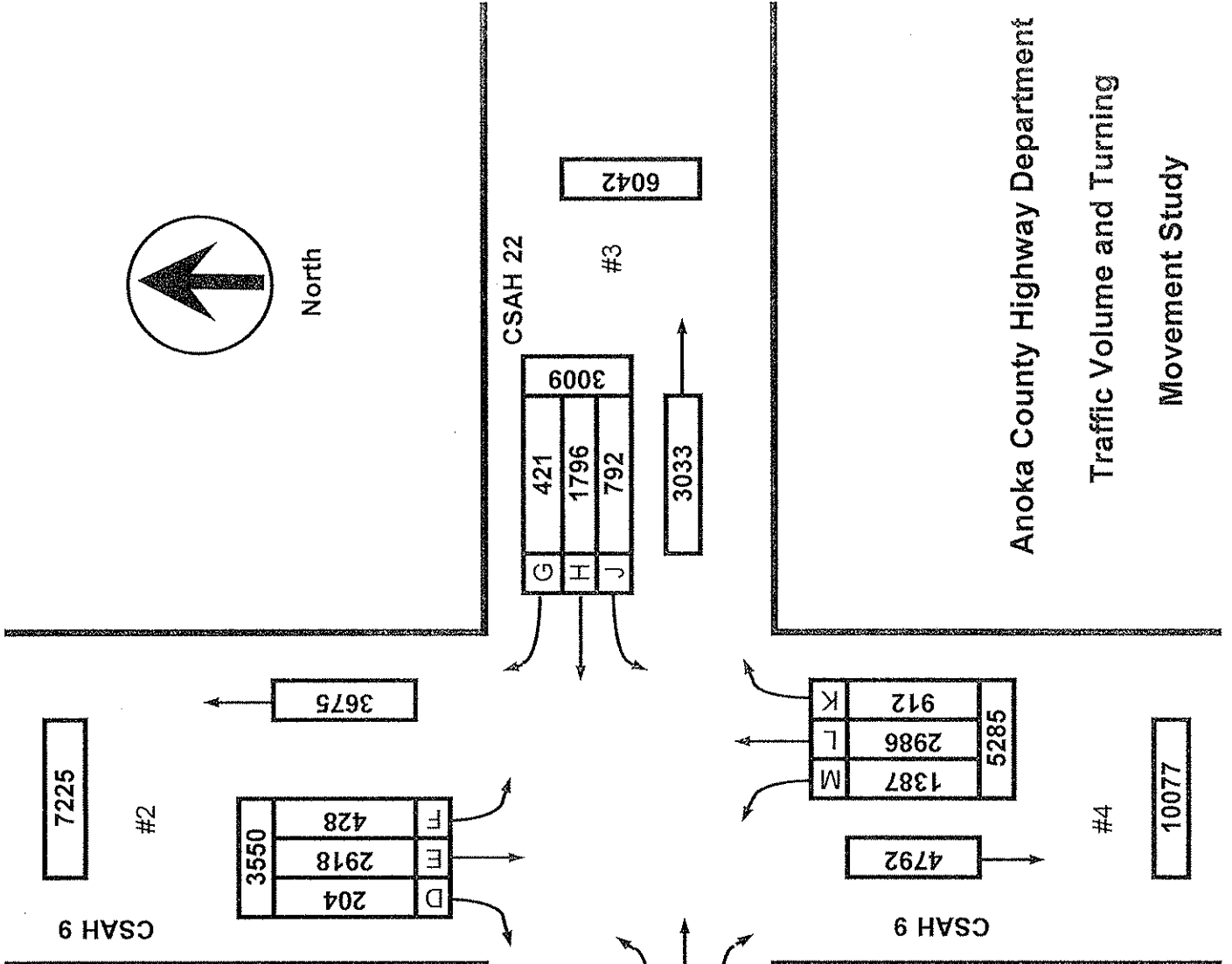
Location : CSAH 22 (Viking Blvd.)

@ CSAH 9 (Lake George Blvd.)

Collection Period : 6:00 AM - 10:00 PM



North



EXISTING LANES OF APPROACH				
	RIGHT TURN LANE	LEFT TURN LANE	THRU LANES	TOTAL
#1	1	0	1	2
#2	1	0	1	2
#3	1	0	1	2
#4	1	0	1	2

Anoka County Highway Department  
 Traffic Volume and Turning  
 Movement Study

Date : 07/12/12


Count Number : TMC1216

Location : CSAH 22 (Viking Blvd.)

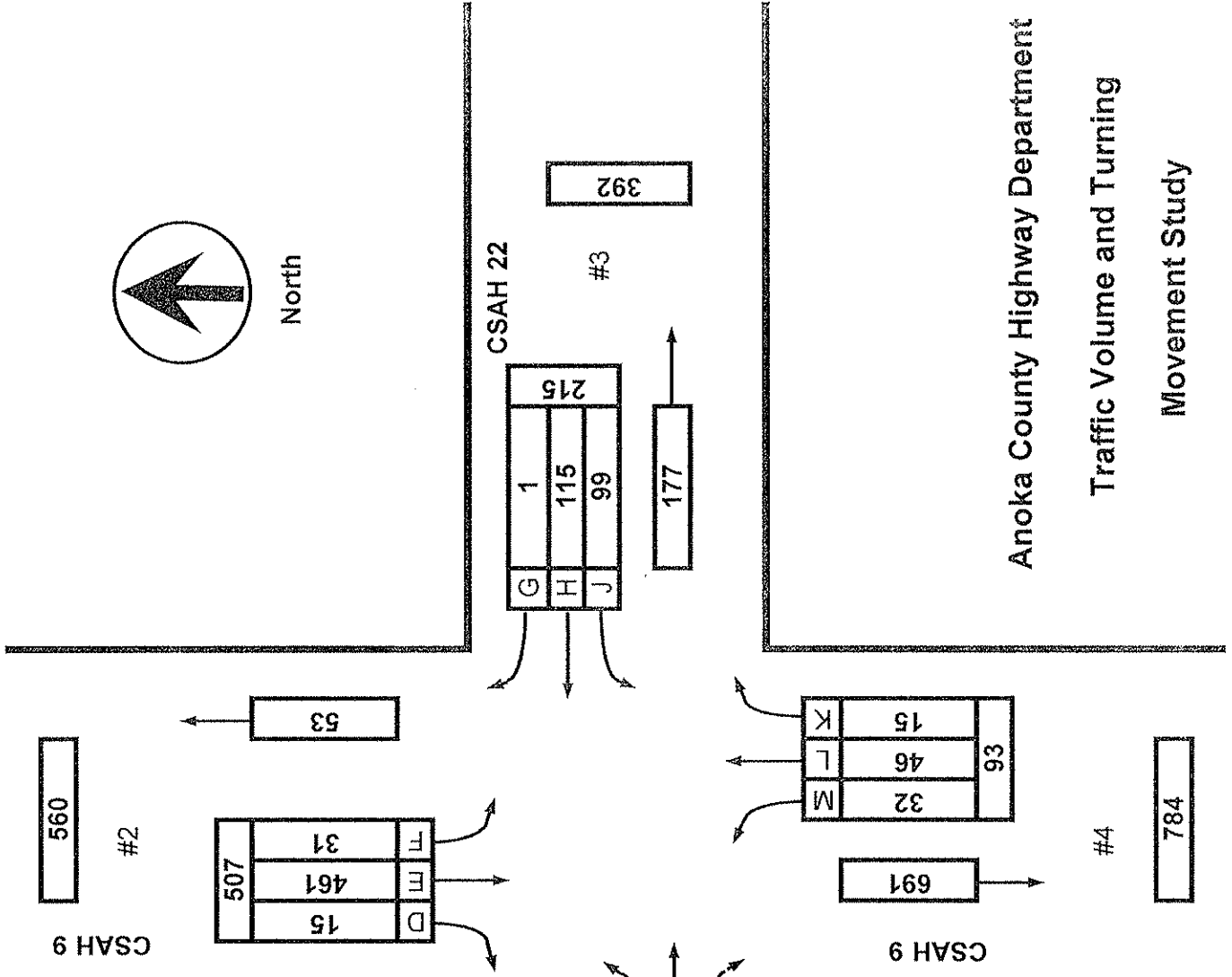
@ CSAH 9 (Lake George Blvd.)

Collection Period : AM PEAK

Hour : 6:15 AM - 7:15 AM



North



EXISTING LANES OF APPROACH				TOTAL
RIGHT TURN LANE	LEFT TURN LANE	THRU LANES		
#1	1	0	1	2
#2	1	0	1	2
#3	1	0	1	2
#4	1	0	1	2

Anoka County Highway Department  
 Traffic Volume and Turning  
 Movement Study

Date : 07/09/12


Count Number : TMC1216

Location : CSAH 22 (Viking Blvd.)

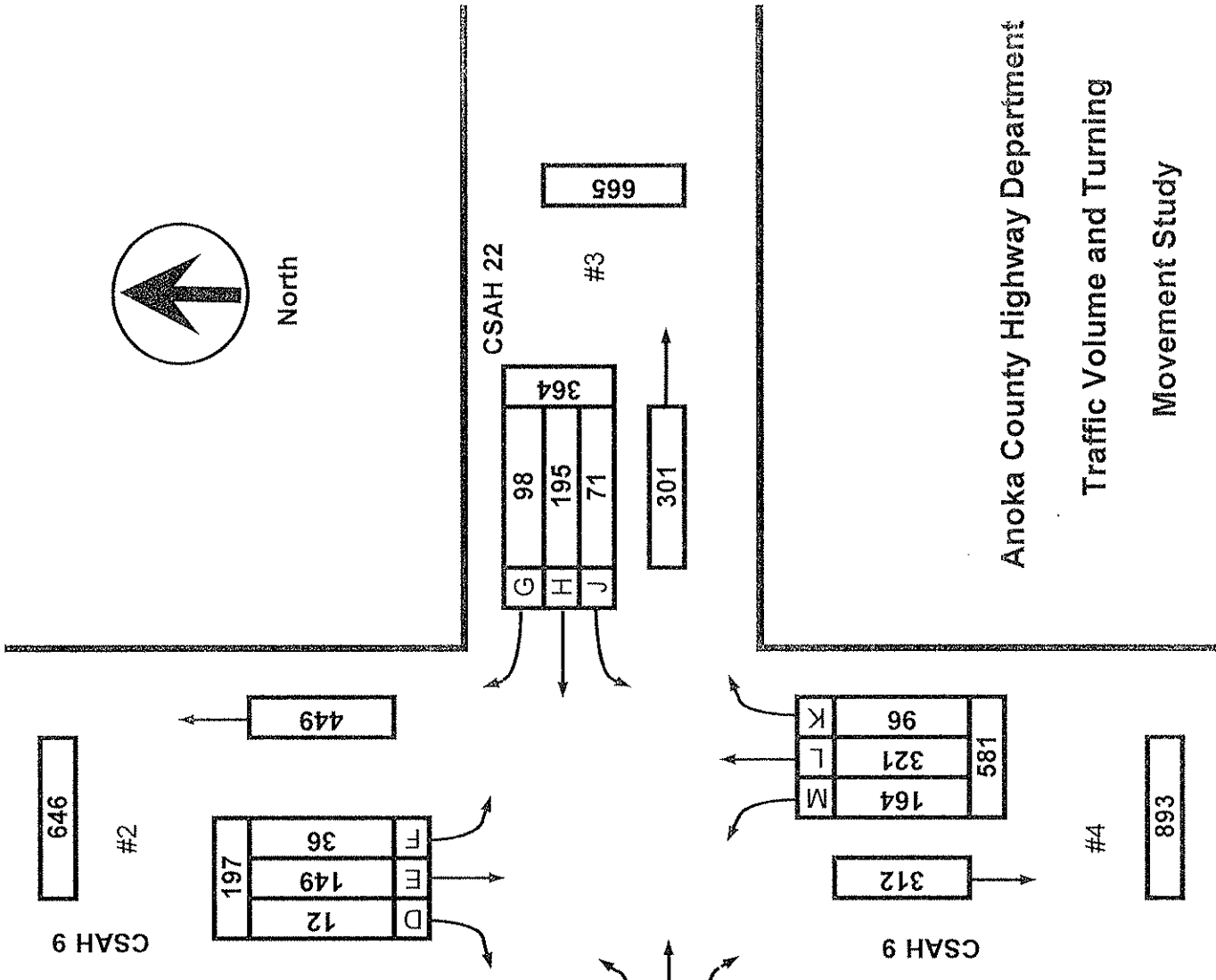
@ CSAH 9 (Lake George Blvd.)

Collection Period : PM PEAK

Hour : 5:15 PM - 6:15 PM



North



	EXISTING LANES OF APPROACH			TOTAL
	RIGHT TURN LANE	LEFT TURN LANE	THRU LANES	
#1	1	0	1	2
#2	1	0	1	2
#3	1	0	1	2
#4	1	0	1	2

Anoka County Highway Department  
 Traffic Volume and Turning  
 Movement Study

Weather: Warm and Sunny

Counter: DB-400

study conducted by: Reno and Hannah

Groups Printed- Unshifted

Start Time	CSAH 9 Southbound					CSAH 22 Westbound					CSAH 9 Northbound					CSAH 22 Eastbound					Exclu. Total	Inclu. Total	Int. Total
	Left	Thru	Right	Heavys	App. Total	Left	Thru	Right	Heavys	App. Total	Left	Thru	Right	Heavys	App. Total	Left	Thru	Right	Heavys	App. Total			
06:00	3	111	6	2	120	18	14	2	0	34	5	10	1	1	16	0	26	18	3	44	6	214	220
06:15	8	125	3	0	136	29	29	0	3	58	8	10	2	0	20	3	32	27	3	62	6	276	282
06:30	6	122	4	2	132	25	39	0	3	64	7	14	4	1	25	1	33	40	5	74	11	295	306
06:45	9	129	3	4	141	21	27	1	4	49	7	13	4	0	24	0	26	31	1	57	9	271	280
Total	26	487	16	8	529	93	109	3	10	205	27	47	11	2	85	4	117	116	12	237	32	1056	1088
07:00	8	85	5	4	98	24	20	0	2	44	10	9	5	1	24	2	40	33	5	75	12	241	253
07:15	8	102	5	1	115	19	24	3	5	46	13	16	4	3	33	2	39	32	2	73	11	267	278
07:30	10	79	5	5	94	28	33	1	5	62	13	19	5	2	37	2	52	32	4	86	16	279	295
07:45	4	85	4	2	93	17	31	5	4	53	16	19	10	1	45	0	36	28	5	64	12	255	267
Total	30	351	19	12	400	88	108	9	16	205	52	63	24	7	139	6	167	125	16	298	51	1042	1093
08:00	9	77	6	3	92	13	21	3	3	37	12	15	6	1	33	3	29	26	0	58	7	220	227
08:15	4	68	4	1	76	14	26	7	3	47	9	22	5	1	36	2	24	24	7	50	12	209	221
08:30	4	49	3	3	56	16	18	6	2	40	7	17	9	2	33	0	30	13	6	43	13	172	185
08:45	11	42	1	2	54	15	22	5	3	42	16	25	6	2	47	2	32	21	4	55	11	198	209
Total	28	236	14	9	278	58	87	21	11	166	44	79	26	6	149	7	115	84	17	206	43	799	842
09:00	15	54	2	3	71	12	27	1	2	40	18	15	6	0	39	3	20	12	5	35	10	185	195
09:15	8	55	5	3	68	16	13	4	4	33	12	26	9	1	47	1	23	21	2	45	10	193	203
09:30	10	59	4	4	73	14	14	3	1	31	13	26	9	4	48	0	18	14	3	32	12	184	196
09:45	8	48	12	3	68	12	17	6	1	35	20	28	7	1	55	4	18	14	3	36	8	194	202
Total	41	216	23	13	280	54	71	14	8	139	63	95	31	6	189	8	79	61	13	148	40	756	796
10:00	6	52	4	1	62	13	29	4	3	46	12	23	5	3	40	3	20	16	6	39	13	187	200
10:15	3	46	3	1	52	8	17	4	2	29	9	21	7	4	37	1	21	17	3	39	10	157	167
10:30	9	49	7	3	65	12	18	4	2	34	13	31	9	1	53	5	14	11	2	30	8	182	190
10:45	10	46	2	1	58	11	20	4	4	35	15	32	14	1	61	3	24	16	3	43	9	197	206
Total	28	193	16	6	237	44	84	16	11	144	49	107	35	9	191	12	79	60	14	151	40	723	763
11:00	7	24	4	3	35	7	18	4	3	29	13	31	10	3	54	4	26	17	5	47	14	165	179
11:15	7	36	3	1	46	5	19	2	2	26	17	34	15	5	66	6	20	12	3	38	11	176	187
11:30	4	44	0	3	48	8	28	8	4	44	18	33	9	1	60	2	25	16	1	43	9	195	204
11:45	3	32	3	0	38	17	24	9	3	50	26	36	9	3	71	4	25	15	1	44	7	203	210
Total	21	136	10	7	167	37	89	23	12	149	74	134	43	12	251	16	96	60	10	172	41	739	780
12:00	7	51	0	1	58	18	31	4	4	53	11	40	14	3	65	3	16	13	4	32	12	208	220
12:15	4	53	6	4	63	13	20	3	3	36	18	47	8	2	73	5	17	12	4	34	13	206	219
12:30	7	34	4	2	45	10	18	6	5	34	16	53	17	4	86	7	18	21	2	46	13	211	224
12:45	3	32	2	1	37	14	18	7	5	39	18	54	13	4	85	2	19	18	3	39	13	200	213
Total	21	170	12	8	203	55	87	20	17	162	63	194	52	13	309	17	70	64	13	151	51	825	876
13:00	8	49	0	3	57	7	17	9	5	33	19	41	23	1	83	8	32	10	9	50	18	223	241
13:15	8	47	3	3	58	11	26	7	9	44	15	37	9	4	61	6	14	9	5	29	21	192	213
13:30	3	47	1	2	51	6	23	7	5	36	29	61	21	2	111	7	20	14	4	41	13	239	252
13:45	6	35	3	1	44	15	21	7	3	43	23	49	15	1	87	4	27	20	3	51	8	225	233
Total	25	178	7	9	210	39	87	30	22	156	86	188	68	8	342	25	93	53	21	171	60	879	939
14:00	2	39	1	3	42	12	30	5	6	47	20	53	18	3	91	6	31	12	8	49	20	229	249
14:15	5	38	4	1	47	13	33	6	2	52	23	61	15	3	99	6	21	13	6	40	12	238	250
14:30	6	43	3	0	52	7	29	8	4	44	18	58	17	6	93	8	30	12	3	50	13	239	252
14:45	9	43	5	1	57	3	28	10	7	41	28	78	16	0	122	6	34	11	5	51	13	271	284
Total	22	163	13	5	198	35	120	29	19	184	89	250	66	12	405	26	116	48	22	190	58	977	1035
15:00	5	43	6	1	54	11	22	5	1	38	31	82	15	2	128	3	15	20	2	38	6	258	264
15:15	6	33	3	3	42	5	30	3	7	38	32	74	21	0	127	5	31	13	4	49	14	256	270
15:30	8	38	1	1	47	13	54	8	4	75	33	87	28	4	148	8	29	17	4	54	13	324	337
15:45	14	42	7	1	63	10	42	9	6	61	36	85	19	4	140	6	41	18	8	65	19	329	348
Total	33	156	17	6	206	39	148	25	18	212	132	328	83	10	543	22	116	68	18	206	52	1167	1219
16:00	14	32	7	3	53	14	40	11	7	65	33	86	18	2	137	10	38	17	6	65	18	320	338
16:15	6	44	3	1	53	15	52	20	2	87	36	85	32	6	153	3	35	17	1	55	10	348	358
16:30	7	31	3	0	41	8	62	26	5	96	46	78	23	1	147	7	53	21	6	81	12	365	377
16:45	10	41	1	1	52	13	65	7	6	85	35	80	19	1	134	10	31	22	0	63	8	334	342
Total	37	148	14	5	199	50	219	64	20	333	150	329	92	10	571	30	157	77	13	264	48	1367	1415
17:00	6	41	2	1	49	21	58	15	3	94	38	82	40	3	160	6	33	20	0	59	7	362	369
17:15	8	30	4	2	42	22	47	16	2	85	41	79	18	3	138	9	41	19	3	69	10	334	344
17:30	11	44	4	1	59	15	49	34	0	98	46	68	26	1	140	7	44	27	2	78	4	375	379
17:45	8	39	3	1	50	8	48	26	3	82	39	91	27	1	157	8	43	20	0	71	5	360	365
Total	33	154	13	5	200	66	202	91	8	359	164	320	111	8	595	30	161	86	5	277	26	1431	1457
18:00	9	36	1	0	46	26	51	22	1	99	38	83	25	3	146	6	41	26	1	73	5	364	369
18:15	10	42	0	0	52	14	28	7	2	49	39	90	20	0	149	8	27	23	1	58	3	308	311
18:30	7	30	0	1	37	12	43	5	2	60	23	79	22	3	124	4	21	17	0	42	6	263	269
18:45	10	34	4	1	48	8	32	4	2	44	27	50	19	0	96	4	24	17	2	45	5	233	238
Total	36	142	5	2	183	60	154	38	7	252	127	302	86	6	515	22	113	83	4	218	19	1168	1187

Weather: Warm and Sunny  
 Counter: DB-400  
 study conducted by: Reno and Hannah

File Name : TMC1216  
 Site Code : 12160202  
 Start Date : 07/09/2012  
 Page No : 2

Groups Printed- Unshifted

Start Time	CSAH 9 Southbound					CSAH 22 Westbound					CSAH 9 Northbound					CSAH 22 Eastbound					Excl. Total	Incl. Total	Int. Total
	Left	Thru	Right	Heavys	App. Total	Left	Thru	Right	Heavys	App. Total	Left	Thru	Right	Heavys	App. Total	Left	Thru	Right	Heavys	App. Total			
19:00	3	32	1	1	36	6	18	4	0	28	26	58	21	2	105	5	29	9	1	43	4	212	216
19:15	9	21	3	0	33	8	23	3	4	34	19	59	13	0	91	7	22	11	2	40	6	198	204
19:30	5	16	2	0	23	14	17	3	0	34	41	56	11	2	108	2	18	4	0	24	2	189	191
19:45	3	13	2	0	18	3	25	3	0	31	22	66	12	1	100	4	25	7	0	36	1	185	186
Total	20	82	6	1	110	31	83	13	4	127	108	239	57	5	404	18	94	31	3	143	13	784	797
20:00	3	13	2	0	18	8	27	5	4	40	25	39	13	3	77	5	11	11	0	27	7	162	169
20:15	5	12	6	0	23	2	21	5	1	28	23	40	11	0	74	5	11	7	1	23	2	148	150
20:30	3	11	3	1	17	3	29	3	2	35	25	45	16	2	86	2	12	9	0	23	5	161	166
20:45	6	12	0	0	18	8	17	6	0	31	27	62	16	1	105	4	16	9	0	29	1	183	184
Total	17	48	11	1	76	21	94	19	7	134	100	186	56	6	342	16	50	36	1	102	15	654	669
21:00	1	14	2	0	17	10	17	1	1	28	21	37	20	0	78	3	32	9	0	44	1	167	168
21:15	4	17	0	0	21	2	12	1	1	15	13	23	22	0	58	2	18	10	1	30	2	124	126
21:30	4	11	3	0	18	6	13	3	0	22	13	37	8	0	58	2	9	6	0	17	0	115	115
21:45	1	16	1	0	18	4	12	1	0	17	12	28	21	0	61	2	11	5	0	18	0	114	114
Total	10	58	6	0	74	22	54	6	2	82	59	125	71	0	255	9	70	30	1	109	3	520	523
Grand Total	428	2918	204	97	3550	792	1796	421	192	3009	1387	2986	912	120	5285	268	1693	1082	183	3043	592	14887	15479
Apprch %	12.1	82.2	5.7			26.3	59.7	14			26.2	56.5	17.3			8.8	55.6	35.6					
Total %	2.9	19.6	1.4		23.8	5.3	12.1	2.8		20.2	9.3	20.1	6.1		35.5	1.8	11.4	7.3		20.4	3.8	96.2	

Start Time	CSAH 9 Southbound				CSAH 22 Westbound				CSAH 9 Northbound				CSAH 22 Eastbound				Int. Total
	Left	Thru	Right	App. Total	Left	Thru	Right	App. Total	Left	Thru	Right	App. Total	Left	Thru	Right	App. Total	
Peak Hour Analysis From 06:00 to 11:45 - Peak 1 of 1																	
Peak Hour for Entire Intersection Begins at 06:15																	
06:15	8	125	3	136	29	29	0	58	8	10	2	20	3	32	27	62	276
06:30	6	122	4	132	25	39	0	64	7	14	4	25	1	33	40	74	295
06:45	9	129	3	141	21	27	1	49	7	13	4	24	0	26	31	57	271
07:00	8	85	5	98	24	20	0	44	10	9	5	24	2	40	33	75	241
Total Volume	31	461	15	507	99	115	1	215	32	46	15	93	6	131	131	268	1083
% App. Total	6.1	90.9	3		46	53.5	0.5		34.4	49.5	16.1		2.2	48.9	48.9		
PHF	.861	.893	.750	.899	.853	.737	.250	.840	.800	.821	.750	.930	.500	.819	.819	.893	.918

Start Time	CSAH 9 Southbound				CSAH 22 Westbound				CSAH 9 Northbound				CSAH 22 Eastbound				Int. Total
	Left	Thru	Right	App. Total	Left	Thru	Right	App. Total	Left	Thru	Right	App. Total	Left	Thru	Right	App. Total	
Peak Hour Analysis From 12:00 to 21:45 - Peak 1 of 1																	
Peak Hour for Entire Intersection Begins at 17:15																	
17:15	8	30	4	42	22	47	16	85	41	79	18	138	9	41	19	69	334
17:30	11	44	4	59	15	49	34	98	46	68	26	140	7	44	27	78	375
17:45	8	39	3	50	8	48	26	82	39	91	27	157	8	43	20	71	360
18:00	9	36	1	46	26	51	22	99	38	83	25	146	6	41	26	73	364
Total Volume	36	149	12	197	71	195	98	364	164	321	96	581	30	169	92	291	1433
% App. Total	18.3	75.6	6.1		19.5	53.6	26.9		28.2	55.2	16.5		10.3	58.1	31.6		
PHF	.818	.847	.750	.835	.683	.956	.721	.919	.891	.882	.889	.925	.833	.960	.852	.933	.955



**ANOKA COUNTY HIGHWAY  
PC-WARRANTS  
TRAFFIC SIGNAL WARRANT ANALYSIS**

Study Name : TMC1216  
Study Date : 07/13/12  
Page No. : 1

**Signal Warrants - Summary**

**Major Street Approaches**

**Northbound: CSAH 9**

Number of Lanes: 2  
85% Speed > 40 MPH.  
Total Approach Volume: 5,285

**Southbound: CSAH 9**

Number of Lanes: 2  
85% Speed > 40 MPH.  
Total Approach Volume: 3,550

**Minor Street Approaches**

**Eastbound: CSAH 22**

Number of Lanes: 2  
  
Total Approach Volume: 3,043

**Westbound: CSAH 22**

Number of Lanes: 2  
  
Total Approach Volume: 3,009

**Warrant Summary (Rural values apply.)**

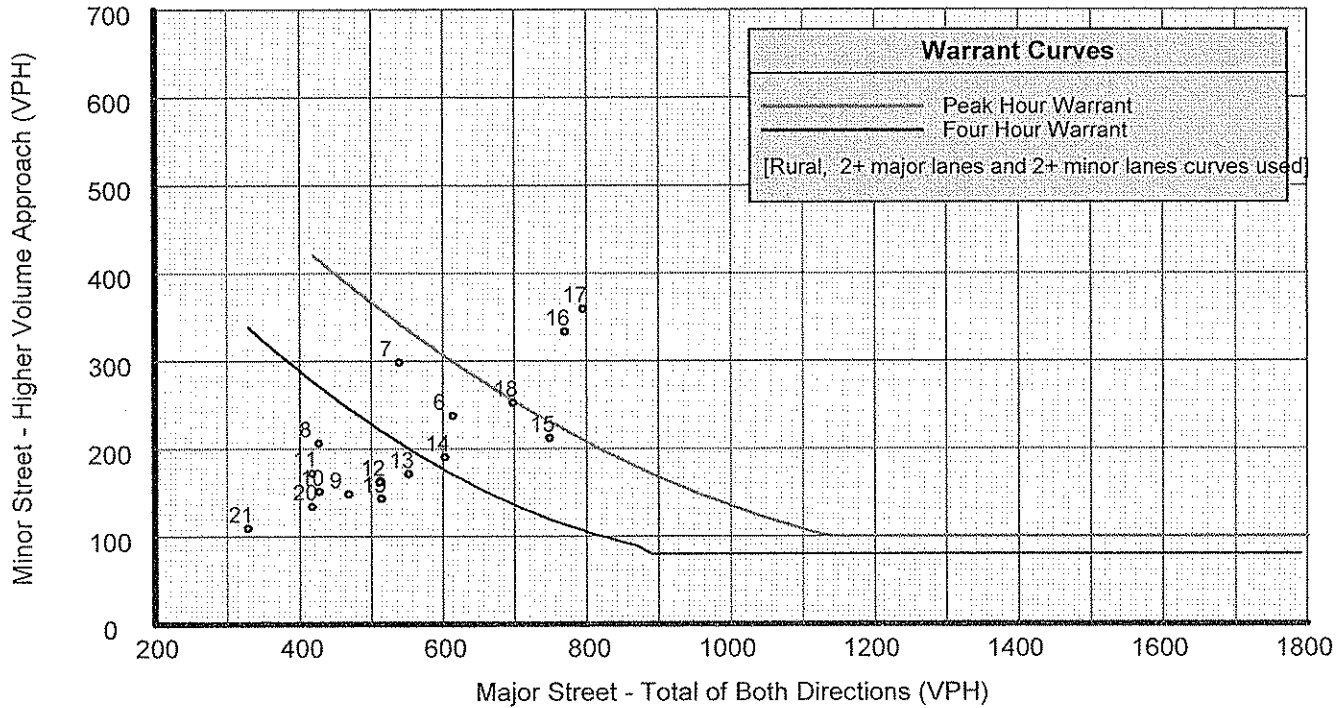
<b>Warrant 1 - Eight Hour Vehicular Volumes</b> .....	<b>Satisfied</b>
<b>Warrant 1A - Minimum Vehicular Volume</b> .....	<b>Satisfied</b>
Required volumes reached for 13 hours, 8 are needed	
<b>Warrant 1B - Interruption of Continuous Traffic</b> .....	<b>Not Satisfied</b>
Required volumes reached for 4 hours, 8 are needed	
<b>Warrant 1 A&amp;B - Combination of Warrants</b> .....	<b>Satisfied</b>
Required volumes reached for 10 hours, 8 are needed	
<b>Warrant 2 - Four Hour Volumes</b> .....	<b>Satisfied</b>
Number of hours (7) volumes exceed minimum >= minimum required (4).	
<b>Warrant 3 - Peak Hour</b> .....	<b>Satisfied</b>
<b>Warrant 3A - Peak Hour Delay</b> .....	<b>Satisfied</b>
Number of hours (38) volumes exceed minimum >= required (1). Delay data not evaluated.	
<b>Warrant 3B - Peak Hour Volumes</b> .....	<b>Satisfied</b>
Volumes exceed minimums for at least one hour.	
<b>Warrant 4 - Pedestrian Volumes</b> .....	<b>Not Evaluated</b>
<b>Warrant 5 - School Crossing</b> .....	<b>Not Evaluated</b>
<b>Warrant 6 - Coordinated Signal System</b> .....	<b>Not Evaluated</b>
<b>Warrant 7 - Crash Experience</b> .....	<b>Not Evaluated</b>
<b>Warrant 8 - Roadway Network</b> .....	<b>Not Evaluated</b>
<b>Warrant 9 - Intersection Near a Grade Crossing</b> .....	<b>Not Evaluated</b>



# ANOKA COUNTY HIGHWAY PC-WARRANTS TRAFFIC SIGNAL WARRANT ANALYSIS

Study Name : TMC1216  
Study Date : 07/13/12  
Page No. : 2

## Signal Warrants - Summary



### Analysis of 8-Hour Volume Warrants:

Hour Begin	Major Total	Higher Minor Vol	Dir	War 1A			War 1B			War 1A&B		
				Major Crit	Minor Crit	Meets?	Major Crit	Minor Crit	Meets?	Major Crit	Minor Crit	Meets?
00:00	0	0	EB	420-No	140-No	---	630-No	70-No	---	504-No	112-No	---
01:00	0	0	EB	420-No	140-No	---	630-No	70-No	---	504-No	112-No	---
02:00	0	0	EB	420-No	140-No	---	630-No	70-No	---	504-No	112-No	---
03:00	0	0	EB	420-No	140-No	---	630-No	70-No	---	504-No	112-No	---
04:00	0	0	EB	420-No	140-No	---	630-No	70-No	---	504-No	112-No	---
05:00	0	0	EB	420-No	140-No	---	630-No	70-No	---	504-No	112-No	---
06:00	614	237	EB	420-Yes	140-Yes	Both	630-No	70-Yes	Minor	504-Yes	112-Yes	Both
07:00	539	298	EB	420-Yes	140-Yes	Both	630-No	70-Yes	Minor	504-Yes	112-Yes	Both
08:00	427	206	EB	420-Yes	140-Yes	Both	630-No	70-Yes	Minor	504-No	112-Yes	Minor
09:00	469	148	EB	420-Yes	140-Yes	Both	630-No	70-Yes	Minor	504-No	112-Yes	Minor
10:00	428	151	EB	420-Yes	140-Yes	Both	630-No	70-Yes	Minor	504-No	112-Yes	Minor
11:00	418	172	EB	420-No	140-Yes	Minor	630-No	70-Yes	Minor	504-No	112-Yes	Minor
12:00	512	162	WB	420-Yes	140-Yes	Both	630-No	70-Yes	Minor	504-Yes	112-Yes	Both
13:00	552	171	EB	420-Yes	140-Yes	Both	630-No	70-Yes	Minor	504-Yes	112-Yes	Both
14:00	603	190	EB	420-Yes	140-Yes	Both	630-No	70-Yes	Minor	504-Yes	112-Yes	Both
15:00	749	212	WB	420-Yes	140-Yes	Both	630-Yes	70-Yes	Both	504-Yes	112-Yes	Both
16:00	770	333	WB	420-Yes	140-Yes	Both	630-Yes	70-Yes	Both	504-Yes	112-Yes	Both
17:00	795	359	WB	420-Yes	140-Yes	Both	630-Yes	70-Yes	Both	504-Yes	112-Yes	Both
18:00	698	252	WB	420-Yes	140-Yes	Both	630-Yes	70-Yes	Both	504-Yes	112-Yes	Both
19:00	514	143	EB	420-Yes	140-Yes	Both	630-No	70-Yes	Minor	504-Yes	112-Yes	Both
20:00	418	134	WB	420-No	140-No	---	630-No	70-Yes	Minor	504-No	112-Yes	Minor
21:00	329	109	EB	420-No	140-No	---	630-No	70-Yes	Minor	504-No	112-No	---
22:00	0	0	EB	420-No	140-No	---	630-No	70-No	---	504-No	112-No	---
23:00	0	0	EB	420-No	140-No	---	630-No	70-No	---	504-No	112-No	---



**ANOKA COUNTY HIGHWAY  
PC-WARRANTS  
TRAFFIC SIGNAL WARRANT ANALYSIS**

Study Name : TMC1216  
Study Date : 07/13/12  
Page No. : 1

**Multi-Way Stop Warrant Report**

**Major Street Approaches**

**Northbound: CSAH 9**  
Total Approach Volume: 5,285  
85% Speed > 40 MPH.

**Southbound: CSAH 9**  
Total Approach Volume: 3,550  
85% Speed > 40 MPH.

**Minor Street Approaches**

**Eastbound: CSAH 22**  
Total Approach Volume: 3,043

**Westbound: CSAH 22**  
Total Approach Volume: 3,009

**Warrant Summary**

**Criteria A - Interim Measure** ..... Not Evaluated  
If traffic signals are justified, stop signs can be installed as an interim measure.

**Criteria B - Crash Experience** ..... Not Evaluated

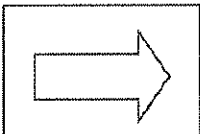
**Criteria C - Minimum Volumes and Delays** ..... Satisfied  
Delay data not evaluated  
Required volumes reached for 16 hours, 8 are needed

**Criteria D - 80% of Volumes, Delays, and Crashes** ..... Not Evaluated  
Delay data not evaluated  
Number of crashes (-1) is less than the minimum required (4).  
Required volumes reached for 0 hours, 8 are needed

**Analysis of 8 Hour Volume Warrants:**

Time	Major Total	Minor Total	Crit C			Crit D		
			Major	Minor Crit	Meets?	Major Crit	Minor Crit	Meets?
05:30 - 06:30	292	198	210-Yes	140-Yes	Both	240-Yes	160-Yes	Both
06:30 - 07:30	592	482	210-Yes	140-Yes	Both	240-Yes	160-Yes	Both
07:30 - 08:30	506	457	210-Yes	140-Yes	Both	240-Yes	160-Yes	Both
08:30 - 09:30	415	333	210-Yes	140-Yes	Both	240-Yes	160-Yes	Both
09:30 - 10:30	435	287	210-Yes	140-Yes	Both	240-Yes	160-Yes	Both
10:30 - 11:30	438	282	210-Yes	140-Yes	Both	240-Yes	160-Yes	Both
11:30 - 12:30	476	336	210-Yes	140-Yes	Both	240-Yes	160-Yes	Both
12:30 - 13:30	512	314	210-Yes	140-Yes	Both	240-Yes	160-Yes	Both
13:30 - 14:30	572	359	210-Yes	140-Yes	Both	240-Yes	160-Yes	Both
14:30 - 15:30	675	349	210-Yes	140-Yes	Both	240-Yes	160-Yes	Both
15:30 - 16:30	794	527	210-Yes	140-Yes	Both	240-Yes	160-Yes	Both
16:30 - 17:30	763	632	210-Yes	140-Yes	Both	240-Yes	160-Yes	Both
17:30 - 18:30	799	608	210-Yes	140-Yes	Both	240-Yes	160-Yes	Both
18:30 - 19:30	570	336	210-Yes	140-Yes	Both	240-Yes	160-Yes	Both
19:30 - 20:30	441	243	210-Yes	140-Yes	Both	240-Yes	160-Yes	Both
20:30 - 21:30	400	235	210-Yes	140-Yes	Both	240-Yes	160-Yes	Both
00:00 - 01:00	0	0	210-No	140-No	No	240-No	160-No	No
00:15 - 01:15	0	0	210-No	140-No	No	240-No	160-No	No
00:30 - 01:30	0	0	210-No	140-No	No	240-No	160-No	No
00:45 - 01:45	0	0	210-No	140-No	No	240-No	160-No	No
01:00 - 02:00	0	0	210-No	140-No	No	240-No	160-No	No
01:15 - 02:15	0	0	210-No	140-No	No	240-No	160-No	No
01:30 - 02:30	0	0	210-No	140-No	No	240-No	160-No	No
01:45 - 02:45	0	0	210-No	140-No	No	240-No	160-No	No





COUNT LOCATION:

CSAH 9 (Round Lake Blvd.)

DATE:

07/12/2012

@ CSAH 22 (Viking Blvd.)

NORTH

APP. #1 = CSAH 9
APP. #2 = CSAH 22
APP. #3 = CSAH 9
APP. #4 = CSAH 22

APP. #2	APP. #3
APP. #1	APP. #4

HEAVY VEHICLE- ANY VEHICLE HAVING MORE THAN FOUR TIRES TOUCHING THE PAVEMENT

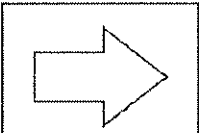
A. TRUCKS- A HEAVY VEHICLE INVOLVED PRIMARILY IN THE TRANSPORT OF GOODS OR IN THE DELIVERY OF A SERVICE.

B. RV- A HEAVY VEHICLE OPERATED BY A PRIVATE MOTORIST AND INVOLVED IN THE TRANSPORT OF RECREATIONAL EQUIPMENT OR FACILITIES.

C. BUSES- A HEAVY VEHICLE INVOLVED IN THE TRANSPORTATION OF GROUPS OF PEOPLE.

TIME	PEDESTRIANS					HEAVY VEHICLES		
	APP. #1	APP. #2	APP. #3	APP. #4	15 MIN TOT	TRUCKS	RV	BUS
6:00-6:15AM						6		
6:15-6:30						6		
6:30-6:45						10		1
6:45-7:00						7		2
<b>HOURLY TOTAL</b>						<b>HOURLY TOTAL</b>		<b>32</b>
7:00-7:15						12		
7:15-7:30						10		1
7:30-7:45		1			1	14		2
7:45-8:00						11		
<b>HOURLY TOTAL</b>					<b>1</b>	<b>HOURLY TOTAL</b>		<b>50</b>
8:00-8:15						6		1
8:15-8:30						10		2
8:30-8:45						13		1
8:45-9:00						9		2
<b>HOURLY TOTAL</b>						<b>HOURLY TOTAL</b>		<b>44</b>
9:00-9:15						7		3
9:15-9:30						6		4
9:30-9:45		1			1	11		1
9:45-10:00						7		1
<b>HOURLY TOTAL</b>					<b>1</b>	<b>HOURLY TOTAL</b>		<b>40</b>
10:00-10:15						16		
10:15-10:30						10		
10:30-10:45						6		2
10:45-11:00						9		
<b>HOURLY TOTAL</b>						<b>HOURLY TOTAL</b>		<b>43</b>
11:00-11:15				1	1	11		3
11:15-11:30						8	1	2
11:30-11:45						9		
11:45-12:00						5	1	1
<b>HOURLY TOTAL</b>					<b>1</b>	<b>HOURLY TOTAL</b>		<b>41</b>
12:00-12:15						10		1
12:15-12:30						11		1
12:30-12:45						10		3
12:45-1:00						11	1	1
<b>HOURLY TOTAL</b>						<b>HOURLY TOTAL</b>		<b>49</b>
1:00-1:15						17	1	
1:15-1:30						21		
1:30-1:45						12		1
1:45-2:00						8		
<b>HOURLY TOTAL</b>						<b>HOURLY TOTAL</b>		<b>60</b>
				<b>TOTAL</b>	<b>3</b>		<b>TOTAL</b>	<b>359</b>

1  
2  
3  
4  
5  
6  
7  
8  
9  
10  
11  
12  
13  
14  
15  
16  
17  
18  
19  
20  
21  
22  
23  
24  
25  
26  
27  
28  
29  
30  
31  
32



COUNT LOCATION:

CSAH 9 (Round Lake Blvd.)

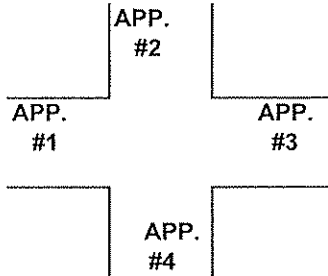
DATE:

07/09/2012

@ CSAH 22 (Viking Blvd.)

NORTH

APP. #1 = CSAH 9
APP. #2 = CSAH 22
APP. #3 = CSAH 9
APP. #4 = CSAH 22



- HEAVY VEHICLE- ANY VEHICLE HAVING MORE THAN FOUR TIRES TOUCHING THE PAVEMENT
- A. TRUCKS- A HEAVY VEHICLE INVOLVED PRIMARILY IN THE TRANSPORT OF GOODS OR IN THE DELIVERY OF A SERVICE.
  - B. RV- A HEAVY VEHICLE OPERATED BY A PRIVATE MOTORIST AND INVOLVED IN THE TRANSPORT OF RECREATIONAL EQUIPMENT OR FACILITIES.
  - C. BUSES- A HEAVY VEHICLE INVOLVED IN THE TRANSPORTATION OF GROUPS OF PEOPLE.

TIME	PEDESTRIANS					HEAVY VEHICLES			
	APP. #1	APP. #2	APP. #3	APP. #4	15 MIN TOT	TRUCKS	RV	BUS	
2:00-2:15PM						18	1	1	1
2:15-2:30						10	1	1	2
2:30-2:45		1			1	13			3
2:45-3:00						12		1	4
<b>HOURLY TOTAL</b>					<b>1</b>	<b>HOURLY TOTAL</b>		<b>58</b>	
3:00-3:15						6			5
3:15-3:30						11		3	6
3:30-3:45						12			7
3:45-4:00						19	1		8
<b>HOURLY TOTAL</b>						<b>HOURLY TOTAL</b>		<b>52</b>	
4:00-4:15						19			9
4:15-4:30		2			2	9		1	10
4:30-4:45						10	2		11
4:45-5:00						8			12
<b>HOURLY TOTAL</b>					<b>2</b>	<b>HOURLY TOTAL</b>		<b>49</b>	
5:00-5:15						6		1	13
5:15-5:30						8	1	1	14
5:30-5:45						4			15
5:45-6:00						4		1	16
<b>HOURLY TOTAL</b>						<b>HOURLY TOTAL</b>		<b>26</b>	
6:00-6:15						6			17
6:15-6:30						3			18
6:30-6:45						5		1	19
6:45-7:00						5			20
<b>HOURLY TOTAL</b>						<b>HOURLY TOTAL</b>		<b>20</b>	
7:00-7:15						4			21
7:15-7:30						6			22
7:30-7:45						2			23
7:45-8:00						1			24
<b>HOURLY TOTAL</b>						<b>HOURLY TOTAL</b>		<b>13</b>	
8:00-8:15						6	1		25
8:15-8:30						2			26
8:30-8:45						4			27
8:45-9:00						2			28
<b>HOURLY TOTAL</b>						<b>HOURLY TOTAL</b>		<b>15</b>	
9:00-9:15							1		29
9:15-9:30						1	1		30
9:30-9:45									31
9:45-10:00									32
<b>HOURLY TOTAL</b>						<b>HOURLY TOTAL</b>		<b>3</b>	
					<b>TOTAL</b>		<b>TOTAL</b>	<b>595</b>	
					<b>6</b>				