


Date : 09/13/12

Count Number : TMC1223

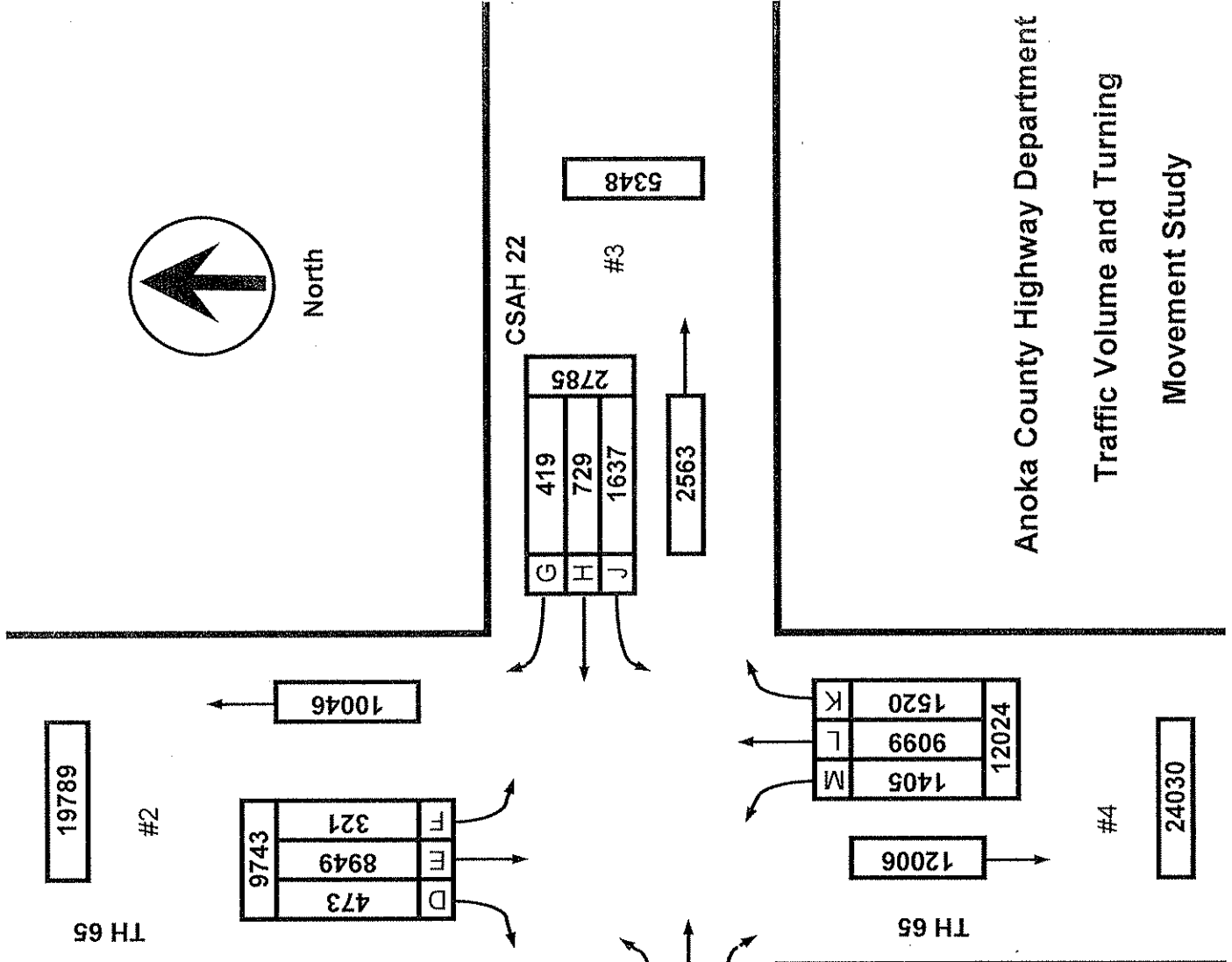
Location : CSAH 22 (Viking Blvd.)

@ TH 65 (Central Ave.)

Collection Period : 6:00 AM - 7:00 PM



North



Anoka County Highway Department
 Traffic Volume and Turning
 Movement Study

	EXISTING LANES OF APPROACH				TOTAL
	RIGHT TURN LANE	LEFT TURN LANE	THRU LANES		
#1	1	0	1	2	4
#2	1	1	2	4	4
#3	1	0	1	2	4
#4	1	1	2	4	4

Date : 09/13/12

Count Number : TMC1223

Location : CSAH 22 (Viking Blvd.)

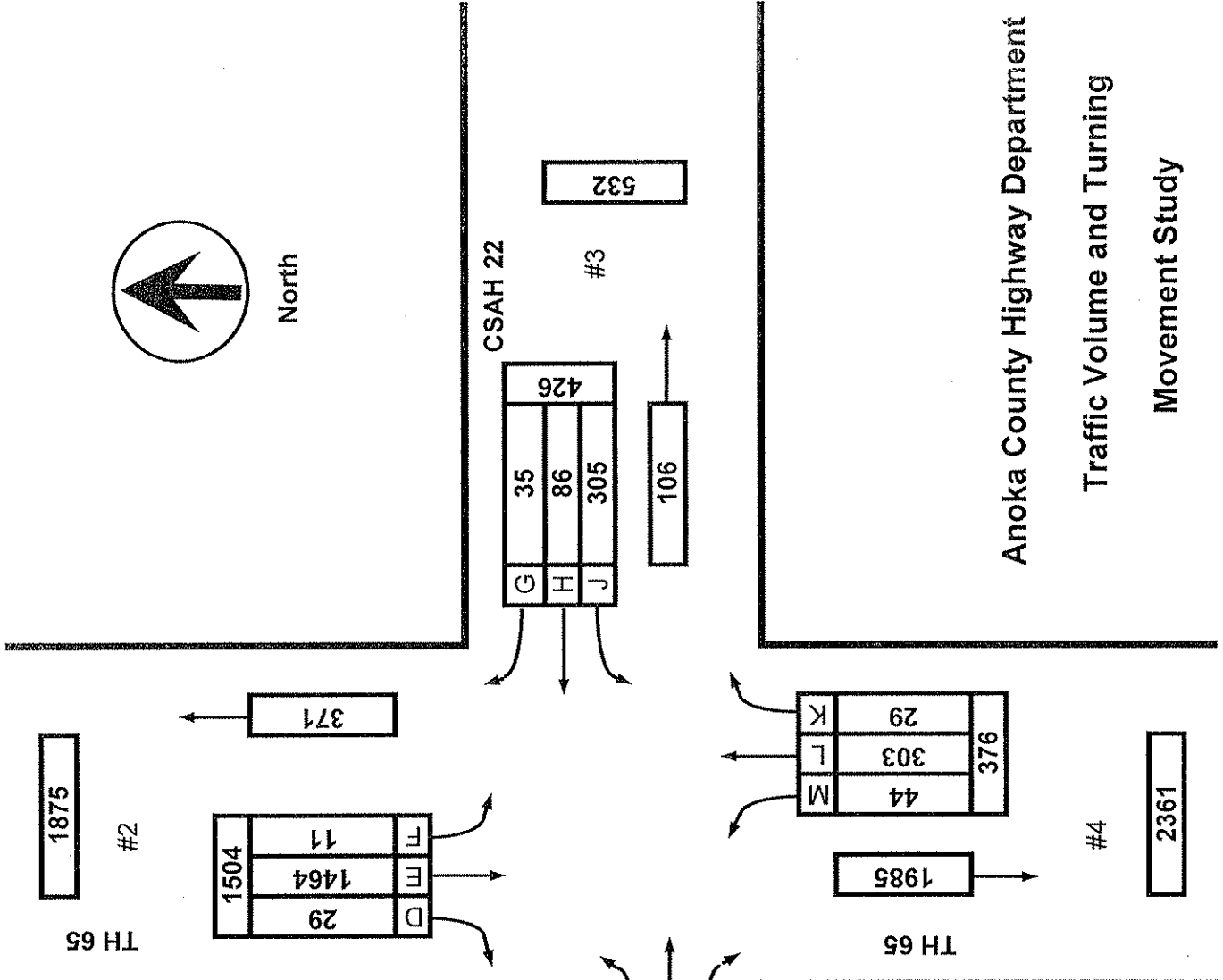
@ TH 65 (Central Ave.)

Collection Period : AM PEAK

Hour : 6:15 AM - 7:15 AM



North



Anoka County Highway Department
Traffic Volume and Turning
Movement Study

EXISTING LANES OF APPROACH				
	RIGHT TURN LANE	LEFT TURN LANE	THRU LANES	TOTAL
#1	1	0	1	2
#2	1	1	2	4
#3	1	0	1	2
#4	1	1	2	4

Date : 09/12/12


Count Number : TMC1223

Location : CSAH 22 (Viking Blvd.)

@ TH 65 (Central Ave.)

Collection Period : PM PEAK

Hour : 4:15 PM - 5:15 PM



North

2279

#2

TH 65

732	D	59
646	M	
27	T	

1547

CSAH 22

54	G
100	H
82	J
236	

#3

624

388

381

#1

595

CSAH 22

214	A	83
82	B	
49	C	

EXISTING LANES OF APPROACH				
	RIGHT TURN LANE	LEFT TURN LANE	THRU LANES	TOTAL
#1	1	0	1	2
#2	1	1	2	4
#3	1	0	1	2
#4	1	1	2	4

222	M
1444	L
279	K
1945	

811

TH 65

#4

2756

Anoka County Highway Department

Traffic Volume and Turning

Movement Study



Anoka County Highway Department

Traffic Engineering Section

Traffic Volume and Turning Movement Study

File Name : TMC1223
 Site Code : 12230202
 Start Date : 09/12/2012
 Page No : 1

Weather: Sunny and Cool
 Counter: DB-400
 Counted by: Sam and Andrea

Groups Printed- Unshifted

Start Time	TH 65 Southbound					CSAH 22 Westbound					TH 65 Northbound					CSAH 22 Eastbound					Encls. Total	Incls. Total	Int. Total
	Left	Thru	Right	Heavys	App. Total	Left	Thru	Right	Heavys	App. Total	Left	Thru	Right	Heavys	App. Total	Left	Thru	Right	Heavys	App. Total			
06:00	7	368	8	8	383	78	16	5	0	99	4	42	4	5	50	4	11	44	1	59	14	591	605
06:15	3	431	8	10	442	70	24	5	0	99	9	60	2	3	71	11	12	62	4	85	17	697	714
06:30	0	378	7	7	385	86	24	13	6	123	6	81	8	3	95	8	13	53	5	74	21	677	698
06:45	5	343	5	16	353	72	17	11	1	100	16	80	10	8	106	3	22	59	9	84	34	643	677
Total	15	1520	28	41	1563	306	81	34	7	421	35	263	24	19	322	26	58	218	19	302	86	2608	2694
07:00	3	312	9	12	324	77	21	6	3	104	13	82	9	14	104	11	19	42	4	72	33	604	637
07:15	6	287	9	10	302	55	22	15	1	92	17	116	8	11	141	8	17	52	2	77	24	612	636
07:30	7	326	13	15	346	68	18	9	3	95	10	144	19	8	173	12	14	75	4	101	30	715	745
07:45	2	273	13	22	288	55	10	7	2	72	17	91	10	11	118	7	13	63	5	83	40	561	601
Total	18	1198	44	59	1260	255	71	37	9	363	57	433	46	44	536	38	63	232	15	333	127	2492	2619
08:00	1	230	4	7	235	45	14	7	2	66	11	85	14	10	110	9	21	47	8	77	27	488	515
08:15	14	253	11	14	278	32	15	8	3	55	15	123	16	17	154	13	12	34	7	59	41	546	587
08:30	4	187	7	4	198	41	6	10	6	57	13	85	17	11	115	12	17	27	5	56	26	426	452
08:45	12	227	10	13	249	41	13	7	2	61	11	95	13	12	119	7	7	32	2	46	29	475	504
Total	31	897	32	38	960	159	48	32	13	239	50	388	60	50	498	41	57	140	22	238	123	1935	2058
09:00	7	156	10	10	173	35	13	8	7	56	17	94	19	17	130	14	8	20	6	42	40	401	441
09:15	4	147	9	7	160	19	11	7	3	37	19	94	10	14	123	8	10	24	4	42	28	362	390
09:30	3	174	7	14	184	23	9	0	5	32	13	113	19	14	145	10	8	30	4	48	37	409	446
09:45	4	145	4	15	153	26	12	6	1	44	13	115	15	15	143	9	12	25	9	46	40	386	426
Total	18	622	30	46	670	103	45	21	16	169	62	416	63	60	541	41	38	99	23	178	145	1558	1703
10:00	8	145	5	7	158	27	15	3	4	45	19	99	14	17	132	7	9	27	7	43	35	378	413
10:15	3	147	4	20	154	24	7	12	3	43	10	116	7	13	133	6	5	21	3	32	39	362	401
10:30	6	140	5	12	151	33	5	6	3	44	17	90	15	6	122	10	12	14	6	36	27	353	380
10:45	5	155	10	16	170	15	9	9	4	33	16	105	22	10	143	6	9	15	5	30	35	376	411
Total	22	587	24	55	633	99	36	30	14	165	62	410	58	46	530	29	35	77	21	141	136	1469	1605
11:00	1	110	5	9	116	23	12	5	5	40	19	132	13	14	164	5	5	13	0	23	28	343	371
11:15	8	153	5	18	166	18	8	3	0	29	14	115	28	16	157	12	11	18	3	41	37	393	430
11:30	8	117	5	10	130	25	9	8	1	42	13	102	27	11	142	9	9	30	2	48	24	362	386
11:45	7	134	9	13	150	26	12	8	6	46	21	136	16	24	173	13	11	19	3	43	46	412	458
Total	24	514	24	50	562	92	41	24	12	157	67	485	84	65	636	39	36	80	8	155	135	1510	1645
12:00	9	127	4	12	140	23	9	3	6	35	11	94	17	10	122	5	14	15	6	34	34	331	365
12:15	7	134	12	15	153	22	16	3	3	41	19	154	27	23	200	11	9	11	3	31	44	425	469
12:30	1	118	6	11	125	29	7	7	2	43	15	122	24	10	161	18	9	13	8	40	31	369	400
12:45	3	92	11	10	106	16	10	8	1	34	29	127	23	25	179	10	8	18	1	36	37	355	392
Total	20	471	33	48	524	90	42	21	12	153	74	497	91	68	662	44	40	57	18	141	146	1480	1626
13:00	7	148	5	9	160	26	9	8	4	43	22	116	23	21	161	6	10	15	5	31	39	395	434
13:15	7	150	7	9	164	23	7	8	1	38	20	145	16	8	181	8	11	20	3	39	21	422	443
13:30	6	113	5	14	124	21	14	7	3	42	13	144	24	14	181	11	20	23	7	54	38	401	439
13:45	3	111	5	12	119	25	12	8	1	45	28	169	20	25	217	2	7	16	1	25	39	406	445
Total	23	522	22	44	567	95	42	31	9	168	83	574	83	68	740	27	48	74	16	149	137	1624	1761
14:00	9	131	12	13	152	22	7	6	1	35	24	148	29	6	201	4	10	22	5	36	25	424	449
14:15	3	147	15	9	165	16	5	5	2	26	29	180	29	8	238	11	10	24	4	45	23	474	497
14:30	7	105	20	15	132	21	10	7	2	38	35	236	44	14	315	9	15	20	4	44	35	529	564
14:45	10	108	12	11	130	17	15	10	3	42	32	212	35	12	279	7	11	19	6	37	32	488	520
Total	29	491	59	48	579	76	37	28	8	141	120	776	137	40	1033	31	46	85	19	162	115	1915	2030
15:00	11	122	9	8	142	21	3	9	1	33	25	244	40	18	309	15	15	18	2	48	29	532	561
15:15	4	105	9	8	118	21	11	9	2	41	39	248	51	9	338	20	23	19	5	62	24	559	583
15:30	15	124	9	15	148	20	9	7	1	36	34	334	44	18	412	17	18	28	0	63	34	659	693
15:45	5	119	14	10	138	17	11	9	2	37	42	298	53	13	393	21	19	26	10	66	35	634	669
Total	35	470	41	41	546	79	34	34	6	147	140	1124	188	58	1452	73	75	91	17	239	122	2384	2506
16:00	4	161	10	9	175	29	24	7	3	60	40	319	52	18	411	10	18	31	3	59	33	705	738
16:15	6	132	16	8	154	24	28	17	6	69	49	350	75	12	474	13	25	14	3	52	29	749	778
16:30	4	145	14	6	163	21	27	15	4	63	62	383	47	14	492	9	22	26	3	57	27	775	802
16:45	11	213	17	8	241	13	29	15	2	57	63	338	76	15	477	17	18	21	3	56	28	831	859
Total	25	651	57	31	733	87	108	54	15	249	214	1380	250	59	1854	49	83	92	12	224	117	3060	3177
17:00	6	156	12	7	174	24	16	7	0	47	48	373	81	13	502	10	17	22	1	49	21	772	793
17:15	13	133	8	2	154	23	19	11	2	53	57	292	69	6	418	19	24	17	3	60	13	685	698
17:30	10	145	9	5	164	36	28	17	1	81	47	392	70	7	509	6	11	28	0	45	13	799	812
17:45	11	149	10	9	170	27	19	5	0	51	72	326	49	4	447	16	21	21	1	58	14	726	740
Total	40	583	39	23	662	110	82	40	3	232	224</												



Anoka County Highway Department

Traffic Engineering Section

Traffic Volume and Turning Movement Study

Weather: Sunny and Cool
 Counter: DB-400
 Counted by: Sam and Andrea

File Name : TMC1223
 Site Code : 12230202
 Start Date : 09/12/2012
 Page No : 2

Groups Printed- Unshifted

Start Time	TH 65 Southbound					CSAH 22 Westbound					TH 65 Northbound					CSAH 22 Eastbound					Excl. Total	Inclu. Total	Int. Total
	Left	Thru	Right	Heavys	App. Total	Left	Thru	Right	Heavys	App. Total	Left	Thru	Right	Heavys	App. Total	Left	Thru	Right	Heavys	App. Total			
18:00	6	125	6	3	137	23	15	7	2	45	66	280	51	8	397	12	27	29	0	68	13	647	660
18:15	6	93	16	8	115	25	22	8	1	55	80	222	40	7	342	6	10	25	0	41	16	553	569
18:30	7	121	11	1	139	18	14	7	1	39	45	256	38	4	339	11	17	15	1	43	7	560	567
18:45	2	84	7	2	93	20	11	11	1	42	26	202	38	5	266	10	16	18	1	44	9	445	454
Total	21	423	40	14	484	86	62	33	5	181	217	960	167	24	1344	39	70	87	2	196	45	2205	2250
Grand Total	321	8949	473	538	9743	1637	729	419	129	2785	1405	9099	1520	631	12024	528	722	1420	197	2670	1495	27222	28717
Apprch %	3.3	91.9	4.9			58.8	26.2	15			11.7	75.7	12.6			19.8	27	53.2					
Total %	1.2	32.9	1.7		35.8	6	2.7	1.5		10.2	5.2	33.4	5.6		44.2	1.9	2.7	5.2		9.8	5.2	94.8	

Start Time	TH 65 Southbound				CSAH 22 Westbound				TH 65 Northbound				CSAH 22 Eastbound				Int. Total
	Left	Thru	Right	App. Total	Left	Thru	Right	App. Total	Left	Thru	Right	App. Total	Left	Thru	Right	App. Total	
Peak Hour Analysis From 06:00 to 11:45 - Peak 1 of 1																	
Peak Hour for Entire Intersection Begins at 08:15																	
06:15	3	431	8	442	70	24	5	99	9	60	2	71	11	12	62	85	697
06:30	0	378	7	385	86	24	13	123	6	81	8	95	8	13	53	74	677
06:45	5	343	5	353	72	17	11	100	16	80	10	106	3	22	59	84	643
07:00	3	312	9	324	77	21	6	104	13	82	9	104	11	19	42	72	604
Total Volume	11	1464	29	1504	305	86	35	426	44	303	29	376	33	66	216	315	2621
% App. Total	0.7	97.3	1.9		71.6	20.2	8.2		11.7	80.6	7.7		10.5	21	68.6		
PHF	.550	.849	.806	.851	.887	.896	.673	.866	.688	.924	.725	.887	.750	.750	.871	.926	.940

Start Time	TH 65 Southbound				CSAH 22 Westbound				TH 65 Northbound				CSAH 22 Eastbound				Int. Total
	Left	Thru	Right	App. Total	Left	Thru	Right	App. Total	Left	Thru	Right	App. Total	Left	Thru	Right	App. Total	
Peak Hour Analysis From 12:00 to 18:45 - Peak 1 of 1																	
Peak Hour for Entire Intersection Begins at 16:15																	
16:15	6	132	16	154	24	28	17	69	49	350	75	474	13	25	14	52	749
16:30	4	145	14	163	21	27	15	63	62	383	47	492	9	22	26	57	775
16:45	11	213	17	241	13	29	15	57	63	338	76	477	17	18	21	56	831
17:00	6	156	12	174	24	16	7	47	48	373	81	502	10	17	22	49	772
Total Volume	27	646	59	732	82	100	54	236	222	1444	279	1945	49	82	83	214	3127
% App. Total	3.7	88.3	8.1		34.7	42.4	22.9		11.4	74.2	14.3		22.9	38.3	38.8		
PHF	.614	.758	.868	.759	.854	.862	.794	.855	.881	.943	.861	.969	.721	.820	.798	.939	.941



**ANOKA COUNTY HIGHWAY
PC-WARRANTS
TRAFFIC SIGNAL WARRANT ANALYSIS**

Study Name : TMC1223
Study Date : 09/14/12
Page No. : 1

Signal Warrants - Summary

Major Street Approaches

Northbound: TH 65
Number of Lanes: 2
85% Speed > 40 MPH.
Total Approach Volume: 12,024

Southbound: TH 65
Number of Lanes: 2
85% Speed > 40 MPH.
Total Approach Volume: 9,743

Minor Street Approaches

Eastbound: CSAH 22
Number of Lanes: 2

Total Approach Volume: 2,670

Westbound: CSAH 22
Number of Lanes: 2

Total Approach Volume: 2,785

Warrant Summary (Rural values apply.)

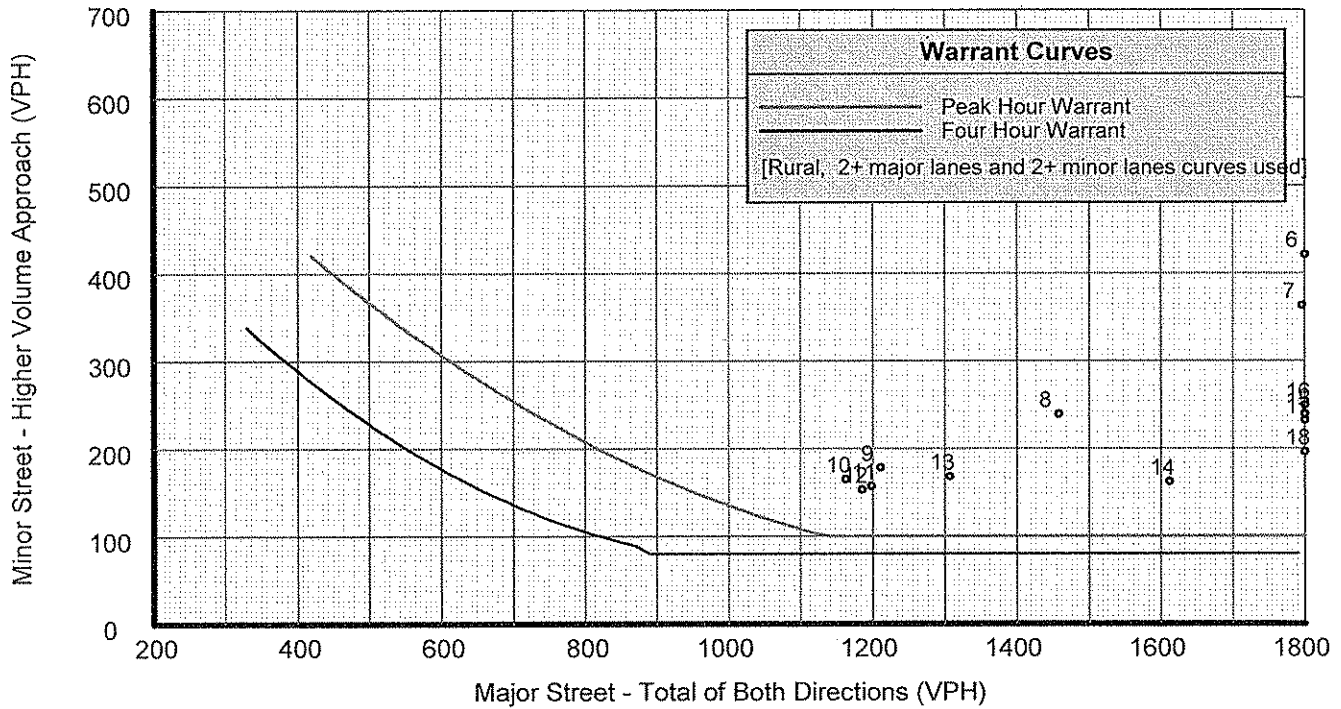
Warrant 1 - Eight Hour Vehicular Volumes	Satisfied
Warrant 1A - Minimum Vehicular Volume	Satisfied
Required volumes reached for 13 hours, 8 are needed	
Warrant 1B - Interruption of Continuous Traffic	Satisfied
Required volumes reached for 13 hours, 8 are needed	
Warrant 1 A&B - Combination of Warrants	Satisfied
Required volumes reached for 13 hours, 8 are needed	
 Warrant 2 - Four Hour Volumes	 Satisfied
Number of hours (13) volumes exceed minimum >= minimum required (4).	
 Warrant 3 - Peak Hour	 Satisfied
Warrant 3A - Peak Hour Delay	Satisfied
Number of hours (44) volumes exceed minimum >= required (1). Delay data not evaluated.	
Warrant 3B - Peak Hour Volumes	Satisfied
Volumes exceed minimums for at least one hour.	
 Warrant 4 - Pedestrian Volumes	 Not Evaluated
 Warrant 5 - School Crossing	 Not Evaluated
 Warrant 6 - Coordinated Signal System	 Not Evaluated
 Warrant 7 - Crash Experience	 Not Evaluated
 Warrant 8 - Roadway Network	 Not Evaluated
 Warrant 9 - Intersection Near a Grade Crossing	 Not Evaluated



ANOKA COUNTY HIGHWAY PC-WARRANTS TRAFFIC SIGNAL WARRANT ANALYSIS

Study Name : TMC1223
Study Date : 09/14/12
Page No. : 2

Signal Warrants - Summary



Analysis of 8-Hour Volume Warrants:

Hour Begin	Major Total	Higher Minor Vol	Dir	War 1A			War 1B			War 1A&B		
				Major Crit	Minor Crit	Meets?	Major Crit	Minor Crit	Meets?	Major Crit	Minor Crit	Meets?
00:00	0	0	EB	420-No	140-No	---	630-No	70-No	---	504-No	112-No	---
01:00	0	0	EB	420-No	140-No	---	630-No	70-No	---	504-No	112-No	---
02:00	0	0	EB	420-No	140-No	---	630-No	70-No	---	504-No	112-No	---
03:00	0	0	EB	420-No	140-No	---	630-No	70-No	---	504-No	112-No	---
04:00	0	0	EB	420-No	140-No	---	630-No	70-No	---	504-No	112-No	---
05:00	0	0	EB	420-No	140-No	---	630-No	70-No	---	504-No	112-No	---
06:00	1,885	421	WB	420-Yes	140-Yes	Both	630-Yes	70-Yes	Both	504-Yes	112-Yes	Both
07:00	1,796	363	WB	420-Yes	140-Yes	Both	630-Yes	70-Yes	Both	504-Yes	112-Yes	Both
08:00	1,458	239	WB	420-Yes	140-Yes	Both	630-Yes	70-Yes	Both	504-Yes	112-Yes	Both
09:00	1,211	178	EB	420-Yes	140-Yes	Both	630-Yes	70-Yes	Both	504-Yes	112-Yes	Both
10:00	1,163	165	WB	420-Yes	140-Yes	Both	630-Yes	70-Yes	Both	504-Yes	112-Yes	Both
11:00	1,198	157	WB	420-Yes	140-Yes	Both	630-Yes	70-Yes	Both	504-Yes	112-Yes	Both
12:00	1,186	153	WB	420-Yes	140-Yes	Both	630-Yes	70-Yes	Both	504-Yes	112-Yes	Both
13:00	1,307	168	WB	420-Yes	140-Yes	Both	630-Yes	70-Yes	Both	504-Yes	112-Yes	Both
14:00	1,612	162	EB	420-Yes	140-Yes	Both	630-Yes	70-Yes	Both	504-Yes	112-Yes	Both
15:00	1,998	239	EB	420-Yes	140-Yes	Both	630-Yes	70-Yes	Both	504-Yes	112-Yes	Both
16:00	2,587	249	WB	420-Yes	140-Yes	Both	630-Yes	70-Yes	Both	504-Yes	112-Yes	Both
17:00	2,538	232	WB	420-Yes	140-Yes	Both	630-Yes	70-Yes	Both	504-Yes	112-Yes	Both
18:00	1,828	196	EB	420-Yes	140-Yes	Both	630-Yes	70-Yes	Both	504-Yes	112-Yes	Both
19:00	0	0	EB	420-No	140-No	---	630-No	70-No	---	504-No	112-No	---
20:00	0	0	EB	420-No	140-No	---	630-No	70-No	---	504-No	112-No	---
21:00	0	0	EB	420-No	140-No	---	630-No	70-No	---	504-No	112-No	---
22:00	0	0	EB	420-No	140-No	---	630-No	70-No	---	504-No	112-No	---
23:00	0	0	EB	420-No	140-No	---	630-No	70-No	---	504-No	112-No	---



**ANOKA COUNTY HIGHWAY
PC-WARRANTS
TRAFFIC SIGNAL WARRANT ANALYSIS**

Study Name : TMC1223
Study Date : 09/14/12
Page No. : 1

Multi-Way Stop Warrant Report

Major Street Approaches

Northbound: TH 65
Total Approach Volume: 12,024
85% Speed > 40 MPH.

Southbound: TH 65
Total Approach Volume: 9,743
85% Speed > 40 MPH.

Minor Street Approaches

Eastbound: CSAH 22
Total Approach Volume: 2,670

Westbound: CSAH 22
Total Approach Volume: 2,785

Warrant Summary

Criteria A - Interim Measure Not Evaluated
If traffic signals are justified, stop signs can be installed as an interim measure.

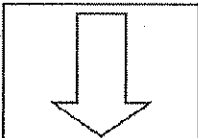
Criteria B - Crash Experience Not Evaluated

Criteria C - Minimum Volumes and Delays Satisfied
Delay data not evaluated
Required volumes reached for 14 hours, 8 are needed

Criteria D - 80% of Volumes, Delays, and Crashes Not Evaluated
Delay data not evaluated
Number of crashes (-1) is less than the minimum required (4).
Required volumes reached for 0 hours, 8 are needed

Analysis of 8 Hour Volume Warrants:

Time	Major Total	Minor Total	Crit C			Crit D		
			Major	Minor Crit	Meets?	Major Crit	Minor Crit	Meets?
05:15 - 06:15	433	158	210-Yes	140-Yes	Both	240-Yes	160-No	Major
06:15 - 07:15	1,880	741	210-Yes	140-Yes	Both	240-Yes	160-Yes	Both
07:15 - 08:15	1,713	663	210-Yes	140-Yes	Both	240-Yes	160-Yes	Both
08:15 - 09:15	1,416	432	210-Yes	140-Yes	Both	240-Yes	160-Yes	Both
09:15 - 10:15	1,198	337	210-Yes	140-Yes	Both	240-Yes	160-Yes	Both
10:15 - 11:15	1,153	281	210-Yes	140-Yes	Both	240-Yes	160-Yes	Both
11:15 - 12:15	1,180	318	210-Yes	140-Yes	Both	240-Yes	160-Yes	Both
12:15 - 13:15	1,245	299	210-Yes	140-Yes	Both	240-Yes	160-Yes	Both
13:15 - 14:15	1,339	314	210-Yes	140-Yes	Both	240-Yes	160-Yes	Both
14:15 - 15:15	1,710	313	210-Yes	140-Yes	Both	240-Yes	160-Yes	Both
15:15 - 16:15	2,133	424	210-Yes	140-Yes	Both	240-Yes	160-Yes	Both
16:15 - 17:15	2,677	450	210-Yes	140-Yes	Both	240-Yes	160-Yes	Both
17:15 - 18:15	2,396	461	210-Yes	140-Yes	Both	240-Yes	160-Yes	Both
18:15 - 19:15	1,294	264	210-Yes	140-Yes	Both	240-Yes	160-Yes	Both
00:00 - 01:00	0	0	210-No	140-No	No	240-No	160-No	No
00:15 - 01:15	0	0	210-No	140-No	No	240-No	160-No	No
00:30 - 01:30	0	0	210-No	140-No	No	240-No	160-No	No
00:45 - 01:45	0	0	210-No	140-No	No	240-No	160-No	No
01:00 - 02:00	0	0	210-No	140-No	No	240-No	160-No	No
01:15 - 02:15	0	0	210-No	140-No	No	240-No	160-No	No
01:30 - 02:30	0	0	210-No	140-No	No	240-No	160-No	No
01:45 - 02:45	0	0	210-No	140-No	No	240-No	160-No	No
02:00 - 03:00	0	0	210-No	140-No	No	240-No	160-No	No
02:15 - 03:15	0	0	210-No	140-No	No	240-No	160-No	No



COUNT LOCATION:

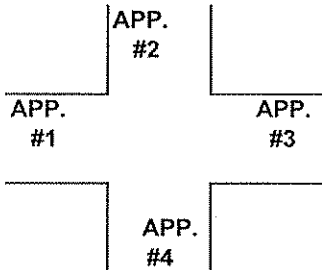
TH 65 (Central Ave.)

DATE:

09/13/2012

@ CSAH 22 (Viking Blvd.)

NORTH
APP. #1 = CSAH 22
APP. #2 = TH 65
APP. #3 = CSAH 22
APP. #4 = TH 65



HEAVY VEHICLE- ANY VEHICLE HAVING MORE THAN FOUR TIRES TOUCHING THE PAVEMENT

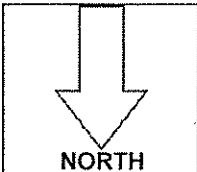
A. TRUCKS- A HEAVY VEHICLE INVOLVED PRIMARILY IN THE TRANSPORT OF GOODS OR IN THE DELIVERY OF A SERVICE.

B. RV- A HEAVY VEHICLE OPERATED BY A PRIVATE MOTORIST AND INVOLVED IN THE TRANSPORT OF RECREATIONAL EQUIPMENT OR FACILITIES.

C. BUSES- A HEAVY VEHICLE INVOLVED IN THE TRANSPORTATION OF GROUPS OF PEOPLE.

TIME	PEDESTRIANS					HEAVY VEHICLES		
	APP. #1	APP. #2	APP. #3	APP. #4	15 MIN TOT	TRUCKS	RV	BUS
6:00-6:15AM						14		
6:15-6:30						17		
6:30-6:45						21		
6:45-7:00						34		
HOURLY TOTAL						HOURLY TOTAL		86
7:00-7:15						33		
7:15-7:30						24		
7:30-7:45						30		
7:45-8:00						40		
HOURLY TOTAL						HOURLY TOTAL		127
8:00-8:15						27		
8:15-8:30						41		
8:30-8:45						26		
8:45-9:00						29		
HOURLY TOTAL						HOURLY TOTAL		123
9:00-9:15						40		
9:15-9:30						28		
9:30-9:45						37		
9:45-10:00						40		
HOURLY TOTAL						HOURLY TOTAL		145
10:00-10:15						35		
10:15-10:30						39		
10:30-10:45						27		
10:45-11:00						35		
HOURLY TOTAL						HOURLY TOTAL		136
11:00-11:15						28		
11:15-11:30						37		
11:30-11:45						24		
11:45-12:00						46		
HOURLY TOTAL						HOURLY TOTAL		135
12:00-12:15						34		
12:15-12:30						44		
12:30-12:45						31		
12:45-1:00						37		
HOURLY TOTAL						HOURLY TOTAL		146
1:00-1:15						39		
1:15-1:30						21		
1:30-1:45						38		
1:45-2:00						39		
HOURLY TOTAL						HOURLY TOTAL		137
					TOTAL		TOTAL	1035

1
2
3
4
5
6
7
8
9
10
11
12
13
14
15
16
17
18
19
20
21
22
23
24
25
26
27
28
29
30
31
32



COUNT LOCATION:

TH 65 (Central Ave.)

DATE:

09/12/2012

@ CSAH 22 (Viking Blvd.)

APP. #1 = CSAH 22
APP. #2 = TH 65
APP. #3 = CSAH 22
APP. #4 = TH 65

APP. #2

HEAVY VEHICLE- ANY VEHICLE HAVING MORE THAN FOUR TIRES TOUCHING THE PAVEMENT

APP. #1

APP. #3

A. TRUCKS- A HEAVY VEHICLE INVOLVED PRIMARILY IN THE TRANSPORT OF GOODS OR IN THE DELIVERY OF A SERVICE.

B. RV- A HEAVY VEHICLE OPERATED BY A PRIVATE MOTORIST AND INVOLVED IN THE TRANSPORT OF RECREATIONAL EQUIPMENT OR FACILITIES.

C. BUSES- A HEAVY VEHICLE INVOLVED IN THE TRANSPORTATION OF GROUPS OF PEOPLE.

APP. #4

TIME	PEDESTRIANS					HEAVY VEHICLES		
	APP. #1	APP. #2	APP. #3	APP. #4	15 MIN TOT	TRUCKS	RV	BUS
2:00-2:15PM						25		
2:15-2:30						23		
2:30-2:45						35		
2:45-3:00						32		
HOURLY TOTAL						HOURLY TOTAL		115
3:00-3:15						29		
3:15-3:30						24		
3:30-3:45						34		
3:45-4:00						35		
HOURLY TOTAL						HOURLY TOTAL		122
4:00-4:15						33		
4:15-4:30						29		
4:30-4:45						27		
4:45-5:00						28		
HOURLY TOTAL						HOURLY TOTAL		117
5:00-5:15						21		
5:15-5:30						13		
5:30-5:45						13		
5:45-6:00						14		
HOURLY TOTAL						HOURLY TOTAL		61
6:00-6:15						13		
6:15-6:30						16		
6:30-6:45						7		
6:45-7:00						9		
HOURLY TOTAL						HOURLY TOTAL		45
7:00-7:15								
7:15-7:30								
7:30-7:45								
7:45-8:00								
HOURLY TOTAL						HOURLY TOTAL		
8:00-8:15								
8:15-8:30								
8:30-8:45								
8:45-9:00								
HOURLY TOTAL						HOURLY TOTAL		
9:00-9:15								
9:15-9:30								
9:30-9:45								
9:45-10:00								
HOURLY TOTAL						HOURLY TOTAL		
					TOTAL		TOTAL	1495

1
2
3
4
5
6
7
8
9
10
11
12
13
14
15
16
17
18
19
20
21
22
23
24
25
26
27
28
29
30
31
32