

Date : 10/4 & 10/16/12


Count Number : TMC1232

Location : CSAH 116 (Bunker Lake Blvd.)

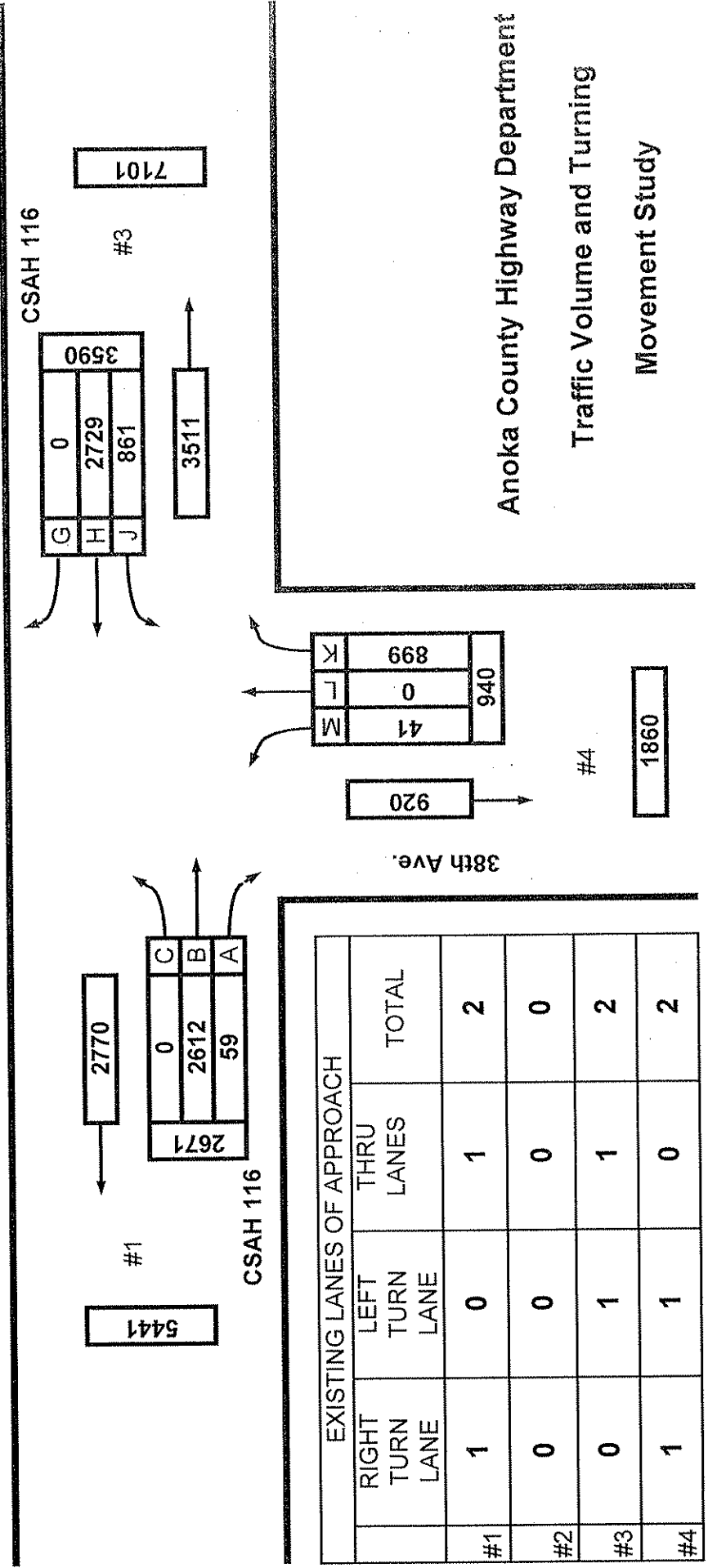
@ 38th Ave.

Collection Period : PEAK HOURS

6:30-8:30 AM, 11-1 PM, 4-6 PM



North



Anoka County Highway Department
Traffic Volume and Turning
Movement Study

Date : 10/4 & 10/16/12

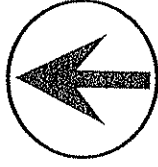
Count Number : TMC1232

Location : CSAH 116 (Bunker Lake Blvd.)

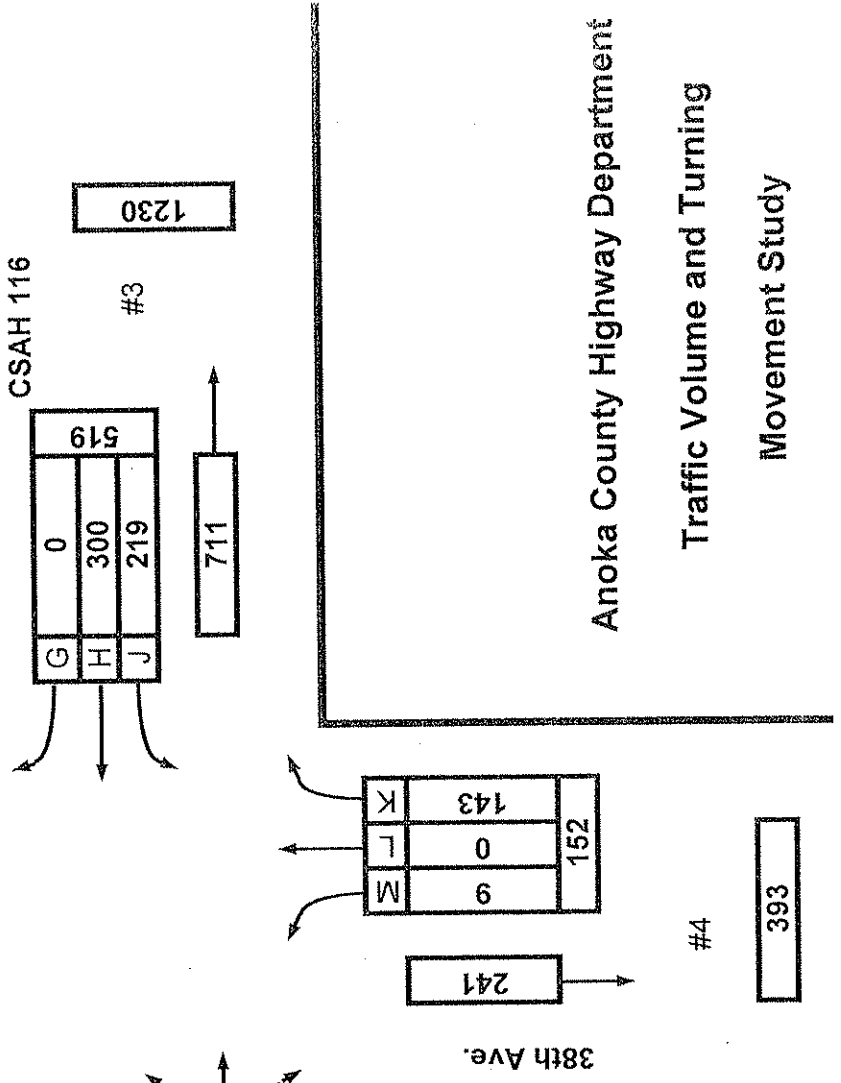
@ 38th Ave.

Collection Period : AM PEAK

Hour : 7:00 - 8:00 AM



North



Anoka County Highway Department
 Traffic Volume and Turning
 Movement Study

	EXISTING LANES OF APPROACH			TOTAL
	RIGHT TURN LANE	LEFT TURN LANE	THRU LANES	
#1	1	0	1	2
#2	0	0	0	0
#3	0	1	1	2
#4	1	1	0	2

Date : 10/4 & 10/16/12

Count Number : TMC1232

Location : CSAH 116 (Bunker Lake Blvd.)

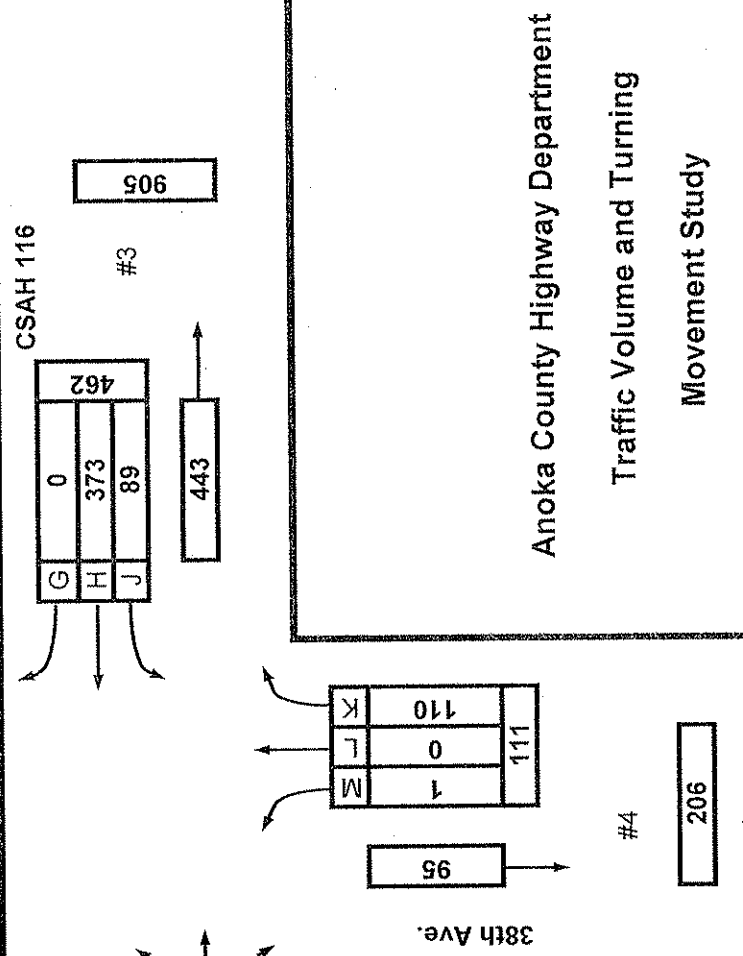
@ 38th Ave.

Collection Period : MID PEAK

Hour : 11:00 AM - 12:00 PM



North



Anoka County Highway Department
 Traffic Volume and Turning
 Movement Study

	EXISTING LANES OF APPROACH			TOTAL
	RIGHT TURN LANE	LEFT TURN LANE	THRU LANES	
#1	1	0	1	2
#2	0	0	0	0
#3	0	1	1	2
#4	1	1	0	2

Date : 10/04/12


Count Number : TMC1232

Location : CSAH 116 (Bunker Lake Blvd.)

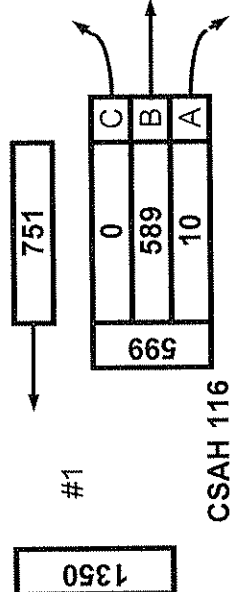

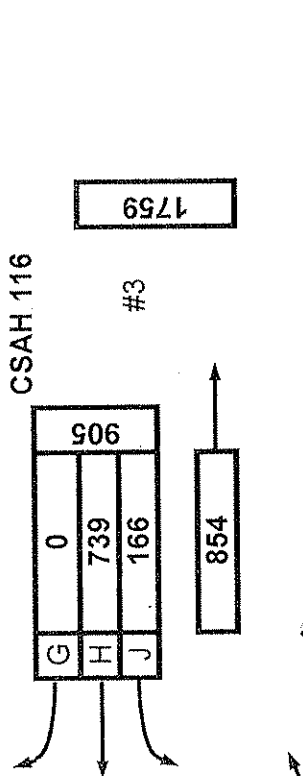
@ 38th Ave.

Collection Period : PM PEAK

Hour : 4:30 PM - 5:30 PM



North



	EXISTING LANES OF APPROACH			TOTAL
	RIGHT TURN LANE	LEFT TURN LANE	THRU LANES	
#1	1	0	1	2
#2	0	0	0	0
#3	0	1	1	2
#4	1	1	0	2

38th Ave.

Anoka County Highway Department
 Traffic Volume and Turning
 Movement Study



Anoka County Highway Department

Traffic Engineering Section

Traffic Volume and Turning Movement Study

File Name : TMC1232
 Site Code : 12320202
 Start Date : 10/04/2012
 Page No : 1

Weather: Cool and Windy
 Counter: DB-400
 Counted by: Sam and Andrea

Groups Printed- Unshifted

Start Time	NONE Southbound					CSAH 116 Westbound					38th Ave. Northbound					CSAH 116 Eastbound					Excl. Total	Inclu. Total	Inl. Total
	Left	Thru	Right	Heavys	App. Total	Left	Thru	Right	Heavys	App. Total	Left	Thru	Right	Heavys	App. Total	Left	Thru	Right	Heavys	App. Total			
06:30	0	0	0	0	0	22	60	0	2	82	0	0	16	1	16	0	105	3	2	108	5	206	211
06:45	0	0	0	0	0	41	53	0	6	94	1	0	20	1	21	0	108	4	6	112	13	227	240
Total	0	0	0	0	0	63	113	0	8	176	1	0	36	2	37	0	213	7	8	220	18	433	451
07:00	0	0	0	0	0	50	61	0	6	111	1	0	28	3	29	0	142	4	6	146	15	286	301
07:15	0	0	0	0	0	77	70	0	5	147	3	0	39	3	42	0	128	7	1	135	9	324	333
07:30	0	0	0	0	0	53	92	0	5	145	5	0	52	7	57	0	136	6	6	142	18	344	362
07:45	0	0	0	0	0	39	77	0	4	116	0	0	24	6	24	0	162	5	15	167	25	307	332
Total	0	0	0	0	0	219	300	0	20	519	9	0	143	19	152	0	568	22	28	590	67	1261	1328
08:00	0	0	0	0	0	36	59	0	8	95	0	0	26	0	26	0	98	0	6	98	14	219	233
08:15	0	0	0	0	0	38	76	0	8	114	1	0	26	4	27	0	79	2	6	81	18	222	240
08:30	0	0	0	0	0	0	0	0	0	0	0	0	0	0	0	0	0	0	0	0	0	0	0
08:45	0	0	0	0	0	0	0	0	0	0	0	0	0	0	0	0	0	0	0	0	0	0	0
Total	0	0	0	0	0	74	135	0	16	209	1	0	52	4	53	0	177	2	12	179	32	441	473
09:00	0	0	0	0	0	0	0	0	0	0	0	0	0	0	0	0	0	0	0	0	0	0	0
09:15	0	0	0	0	0	0	0	0	0	0	0	0	0	0	0	0	0	0	0	0	0	0	0
09:30	0	0	0	0	0	0	0	0	0	0	0	0	0	0	0	0	0	0	0	0	0	0	0
09:45	0	0	0	0	0	0	0	0	0	0	0	0	0	0	0	0	0	0	0	0	0	0	0
Total	0	0	0	0	0	0	0	0	0	0	0	0	0	0	0	0	0	0	0	0	0	0	0
10:00	0	0	0	0	0	0	0	0	0	0	0	0	0	0	0	0	0	0	0	0	0	0	0
10:15	0	0	0	0	0	0	0	0	0	0	0	0	0	0	0	0	0	0	0	0	0	0	0
10:30	0	0	0	0	0	0	0	0	0	0	0	0	0	0	0	0	0	0	0	0	0	0	0
10:45	0	0	0	0	0	0	0	0	0	0	0	0	0	0	0	0	0	0	0	0	0	0	0
Total	0	0	0	0	0	0	0	0	0	0	0	0	0	0	0	0	0	0	0	0	0	0	0
11:00	0	0	0	0	0	21	87	0	6	108	0	0	27	1	27	0	74	2	7	76	14	211	225
11:15	0	0	0	0	0	23	85	0	3	108	0	0	24	0	24	0	70	0	4	70	7	202	209
11:30	0	0	0	0	0	22	86	0	3	108	0	0	30	0	30	0	91	4	4	95	7	233	240
11:45	0	0	0	0	0	23	115	0	6	138	1	0	29	4	30	0	98	0	4	98	14	266	280
Total	0	0	0	0	0	89	373	0	18	462	1	0	110	5	111	0	333	6	19	339	42	912	954
12:00	0	0	0	0	0	15	93	0	8	108	0	0	26	1	26	0	71	0	7	71	16	205	221
12:15	0	0	0	0	0	33	72	0	3	105	0	0	29	0	29	0	71	1	0	72	3	206	209
12:30	0	0	0	0	0	19	88	0	2	107	1	0	29	0	30	0	76	1	2	77	4	214	218
12:45	0	0	0	0	0	22	90	0	6	112	0	0	22	1	22	0	67	0	3	67	10	201	211
Total	0	0	0	0	0	89	343	0	19	432	1	0	106	2	107	0	285	2	12	287	33	826	859
13:00	0	0	0	0	0	0	0	0	0	0	0	0	0	0	0	0	0	0	0	0	0	0	0
13:15	0	0	0	0	0	0	0	0	0	0	0	0	0	0	0	0	0	0	0	0	0	0	0
13:30	0	0	0	0	0	0	0	0	0	0	0	0	0	0	0	0	0	0	0	0	0	0	0
13:45	0	0	0	0	0	0	0	0	0	0	0	0	0	0	0	0	0	0	0	0	0	0	0
Total	0	0	0	0	0	0	0	0	0	0	0	0	0	0	0	0	0	0	0	0	0	0	0
14:00	0	0	0	0	0	0	0	0	0	0	0	0	0	0	0	0	0	0	0	0	0	0	0
14:15	0	0	0	0	0	0	0	0	0	0	0	0	0	0	0	0	0	0	0	0	0	0	0
14:30	0	0	0	0	0	0	0	0	0	0	0	0	0	0	0	0	0	0	0	0	0	0	0
14:45	0	0	0	0	0	0	0	0	0	0	0	0	0	0	0	0	0	0	0	0	0	0	0
Total	0	0	0	0	0	0	0	0	0	0	0	0	0	0	0	0	0	0	0	0	0	0	0
15:00	0	0	0	0	0	0	0	0	0	0	0	0	0	0	0	0	0	0	0	0	0	0	0
15:15	0	0	0	0	0	0	0	0	0	0	0	0	0	0	0	0	0	0	0	0	0	0	0
15:30	0	0	0	0	0	0	0	0	0	0	0	0	0	0	0	0	0	0	0	0	0	0	0
15:45	0	0	0	0	0	0	0	0	0	0	0	0	0	0	0	0	0	0	0	0	0	0	0
Total	0	0	0	0	0	0	0	0	0	0	0	0	0	0	0	0	0	0	0	0	0	0	0
16:00	0	0	0	0	0	32	160	0	8	192	4	0	51	1	55	0	109	5	3	114	12	361	373
16:15	0	0	0	0	0	43	177	0	5	220	3	0	44	0	47	0	114	3	5	117	10	384	394
16:30	0	0	0	0	0	28	165	0	4	193	0	0	71	1	71	0	151	3	4	154	9	418	427
16:45	0	0	0	0	0	48	195	0	3	243	3	0	64	0	67	0	162	2	4	164	7	474	481
Total	0	0	0	0	0	151	697	0	20	848	10	0	230	2	240	0	536	13	16	549	38	1637	1675
17:00	0	0	0	0	0	42	200	0	4	242	7	0	69	0	76	0	125	4	3	129	7	447	454
17:15	0	0	0	0	0	48	179	0	2	227	2	0	61	0	63	0	151	1	1	152	3	442	445
17:30	0	0	0	0	0	31	195	0	4	226	4	0	47	0	51	0	115	1	1	116	5	393	398
17:45	0	0	0	0	0	55	194	0	2	249	5	0	45	0	50	0	109	1	0	110	2	409	411
Total	0	0	0	0	0	176	768	0	12	944	18	0	222	0	240	0	500	7	5	507	17	1691	1708
Grand Total	0	0	0	0	0	861	2729	0	113	3590	41	0	899	34	940	0	2612	59	100	2671	247	7201	7448
Apprch %	0	0	0			24	76	0			4.4	0	95.6			0	97.8	2.2			3.3	96.7	
Total %	0	0	0			12	37.9	0		49.9	0.6	0	12.5		13.1	0	36.3	0.8		37.1	3.3	96.7	

Anoka County Highway Department

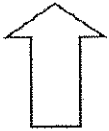
Traffic Engineering Section

Traffic Volume and Turning Movement Study

Start Time	NONE Southbound				CSAH 116 Westbound				38th Ave. Northbound				CSAH 116 Eastbound				Int. Total
	Left	Thru	Right	App. Total	Left	Thru	Right	App. Total	Left	Thru	Right	App. Total	Left	Thru	Right	App. Total	
Peak Hour Analysis From 06:30 to 09:45 - Peak 1 of 1																	
Peak Hour for Entire Intersection Begins at 07:00																	
07:00	0	0	0	0	50	61	0	111	1	0	28	29	0	142	4	146	286
07:15	0	0	0	0	77	70	0	147	3	0	39	42	0	128	7	135	324
07:30	0	0	0	0	53	92	0	145	5	0	52	57	0	136	6	142	344
07:45	0	0	0	0	39	77	0	116	0	0	24	24	0	162	5	167	307
Total Volume	0	0	0	0	219	300	0	519	9	0	143	152	0	568	22	590	1261
% App. Total	0	0	0	0	42.2	57.8	0		5.9	0	94.1		0	96.3	3.7		
PHF	.000	.000	.000	.000	.711	.815	.000	.883	.450	.000	.668	.667	.000	.877	.786	.883	.916

Peak Hour Analysis From 10:00 to 13:45 - Peak 1 of 1																	
Peak Hour for Entire Intersection Begins at 11:00																	
11:00	0	0	0	0	21	87	0	108	0	0	27	27	0	74	2	76	211
11:15	0	0	0	0	23	85	0	108	0	0	24	24	0	70	0	70	202
11:30	0	0	0	0	22	86	0	108	0	0	30	30	0	91	4	95	233
11:45	0	0	0	0	23	115	0	138	1	0	29	30	0	98	0	98	266
Total Volume	0	0	0	0	89	373	0	462	1	0	110	111	0	333	6	339	912
% App. Total	0	0	0	0	19.3	80.7	0		0.9	0	99.1		0	98.2	1.8		
PHF	.000	.000	.000	.000	.967	.811	.000	.837	.250	.000	.917	.925	.000	.849	.375	.865	.857

Peak Hour Analysis From 14:00 to 17:45 - Peak 1 of 1																	
Peak Hour for Entire Intersection Begins at 16:30																	
16:30	0	0	0	0	28	165	0	193	0	0	71	71	0	151	3	154	418
16:45	0	0	0	0	48	195	0	243	3	0	64	67	0	162	2	164	474
17:00	0	0	0	0	42	200	0	242	7	0	69	76	0	125	4	129	447
17:15	0	0	0	0	48	179	0	227	2	0	61	63	0	151	1	152	442
Total Volume	0	0	0	0	166	739	0	905	12	0	265	277	0	589	10	599	1781
% App. Total	0	0	0	0	18.3	81.7	0		4.3	0	95.7		0	98.3	1.7		
PHF	.000	.000	.000	.000	.865	.924	.000	.931	.429	.000	.933	.911	.000	.909	.625	.913	.939



NORTH

COUNT LOCATION:

CSAH 116 (Bunker Lake Blvd.)

DATE:

10/04 & 10/16/12

@ 38th Ave.

APP. #1 = CSAH 116

APP. #2 = NONE

APP. #3 = CSAH 116

APP. #4 = 38th Ave.

APP.
#1

APP.
#3

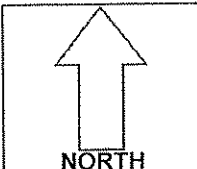
APP.
#4

HEAVY VEHICLE- ANY VEHICLE HAVING MORE THAN FOUR TIRES TOUCHING THE PAVEMENT

- A. TRUCKS- A HEAVY VEHICLE INVOLVED PRIMARILY IN THE TRANSPORT OF GOODS OR IN THE DELIVERY OF A SERVICE.
- B. RV- A HEAVY VEHICLE OPERATED BY A PRIVATE MOTORIST AND INVOLVED IN THE TRANSPORT OF RECREATIONAL EQUIPMENT OR FACILITIES.
- C. BUSES- A HEAVY VEHICLE INVOLVED IN THE TRANSPORTATION OF GROUPS OF PEOPLE.

TIME	PEDESTRIANS					HEAVY VEHICLES		
	APP. #1	APP. #2	APP. #3	APP. #4	15 MIN TOT	TRUCKS	RV	BUS
6:00-6:15AM								
6:15-6:30								
6:30-6:45						3		6
6:45-7:00						3		5
HOURLY TOTAL						HOURLY TOTAL		17
7:00-7:15						5		11
7:15-7:30						3		9
7:30-7:45						3		11
7:45-8:00						8		16
HOURLY TOTAL						HOURLY TOTAL		66
8:00-8:15						9		5
8:15-8:30						7		10
8:30-8:45								
8:45-9:00								
HOURLY TOTAL						HOURLY TOTAL		31
9:00-9:15								
9:15-9:30								
9:30-9:45								
9:45-10:00								
HOURLY TOTAL						HOURLY TOTAL		
10:00-10:15								
10:15-10:30								
10:30-10:45								
10:45-11:00								
HOURLY TOTAL						HOURLY TOTAL		
11:00-11:15						8		6
11:15-11:30						7		2
11:30-11:45						3	1	2
11:45-12:00						6		5
HOURLY TOTAL						HOURLY TOTAL		40
12:00-12:15						7		8
12:15-12:30						4		
12:30-12:45						4		
12:45-1:00						5		4
HOURLY TOTAL						HOURLY TOTAL		32
1:00-1:15								
1:15-1:30								
1:30-1:45								
1:45-2:00								
HOURLY TOTAL						HOURLY TOTAL		
					TOTAL		TOTAL	186

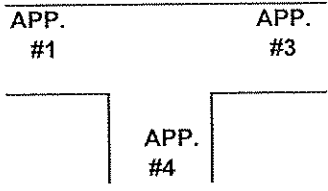
1
2
3
4
5
6
7
8
9
10
11
12
13
14
15
16
17
18
19
20
21
22
23
24
25
26
27
28
29
30
31
32



COUNT LOCATION: CSAH 116 (Bunker Lake Blvd.)
@ 38th Ave.

DATE: 10/04/2012

APP. #1 = CSAH 116
APP. #2 = NONE
APP. #3 = CSAH 116
APP. #4 = 38th Ave.



- HEAVY VEHICLE- ANY VEHICLE HAVING MORE THAN FOUR TIRES TOUCHING THE PAVEMENT
- A. TRUCKS- A HEAVY VEHICLE INVOLVED PRIMARILY IN THE TRANSPORT OF GOODS OR IN THE DELIVERY OF A SERVICE.
 - B. RV- A HEAVY VEHICLE OPERATED BY A PRIVATE MOTORIST AND INVOLVED IN THE TRANSPORT OF RECREATIONAL EQUIPMENT OR FACILITIES.
 - C. BUSES- A HEAVY VEHICLE INVOLVED IN THE TRANSPORTATION OF GROUPS OF PEOPLE.

TIME	PEDESTRIANS					HEAVY VEHICLES		
	APP. #1	APP. #2	APP. #3	APP. #4	15 MIN TOT	TRUCKS	RV	BUS
2:00-2:15PM								
2:15-2:30								
2:30-2:45								
2:45-3:00								
HOURLY TOTAL						HOURLY TOTAL		
3:00-3:15								
3:15-3:30								
3:30-3:45								
3:45-4:00								
HOURLY TOTAL						HOURLY TOTAL		
4:00-4:15						6		6
4:15-4:30						3		7
4:30-4:45						6		3
4:45-5:00						3		4
HOURLY TOTAL						HOURLY TOTAL		38
5:00-5:15						3	1	3
5:15-5:30						2		2
5:30-5:45						3		2
5:45-6:00								2
HOURLY TOTAL						HOURLY TOTAL		18
6:00-6:15								
6:15-6:30								
6:30-6:45								
6:45-7:00								
HOURLY TOTAL						HOURLY TOTAL		
7:00-7:15								
7:15-7:30								
7:30-7:45								
7:45-8:00								
HOURLY TOTAL						HOURLY TOTAL		
8:00-8:15								
8:15-8:30								
8:30-8:45								
8:45-9:00								
HOURLY TOTAL						HOURLY TOTAL		
9:00-9:15								
9:15-9:30								
9:30-9:45								
9:45-10:00								
HOURLY TOTAL						HOURLY TOTAL		
					TOTAL		TOTAL	242

1
2
3
4
5
6
7
8
9
10
11
12
13
14
15
16
17
18
19
20
21
22
23
24
25
26
27
28
29
30
31
32