

Date : 10/02/12


Count Number : TMC1233

Location : CSAH 5 (Nowthen Blvd.)

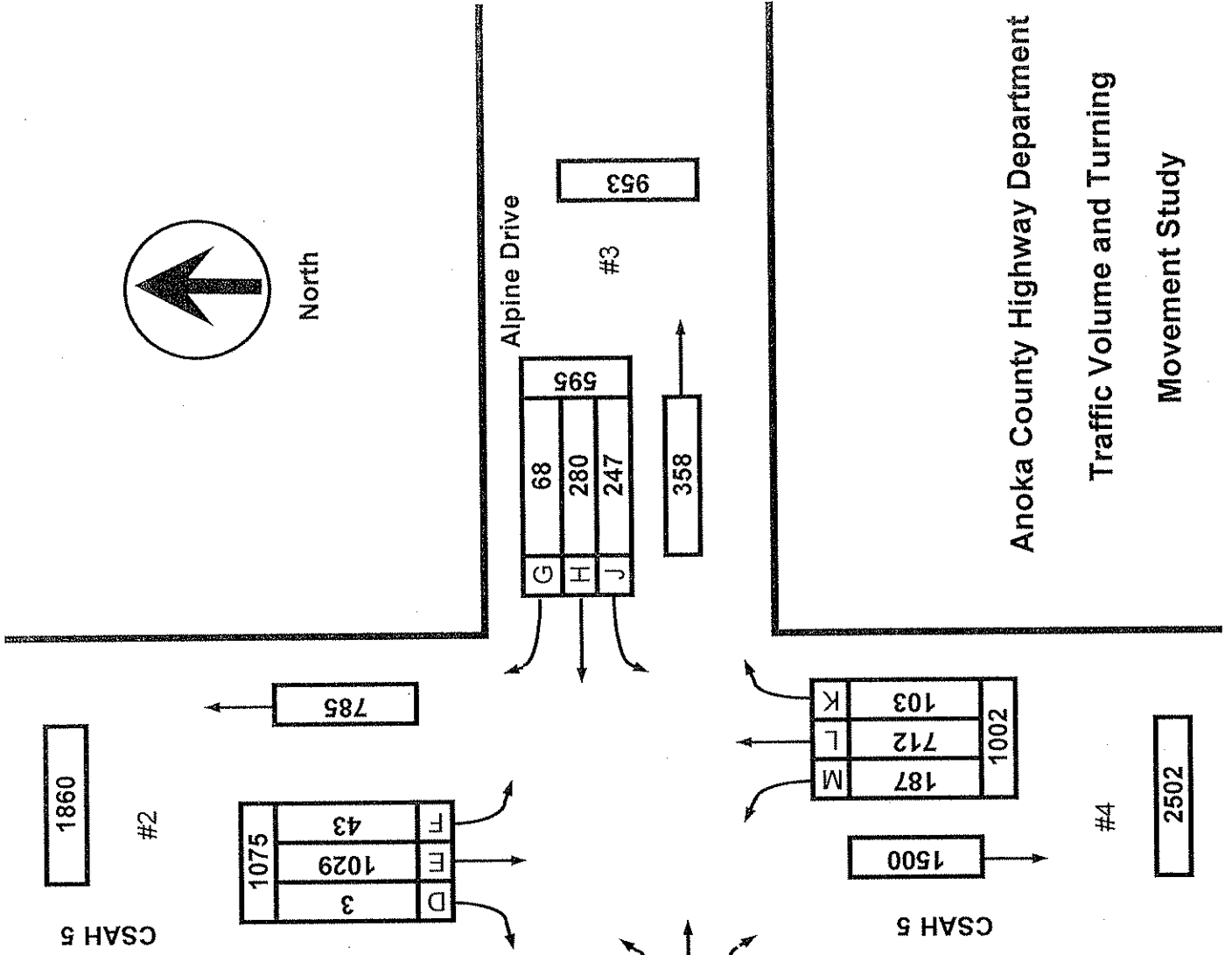
@ Alpine Drive

Collection Period : PEAK HOURS

6:30-8:30 AM & 4-6 PM



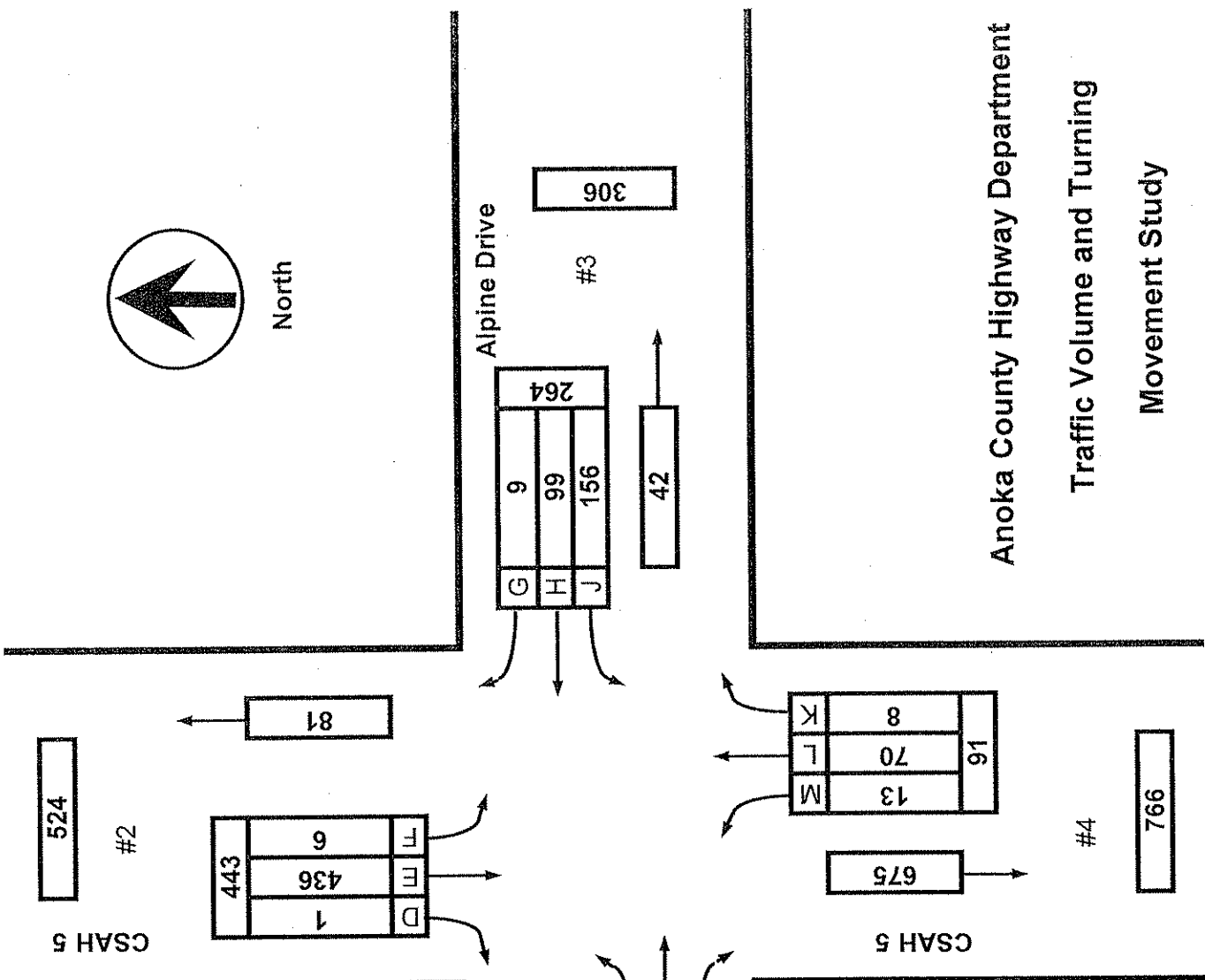
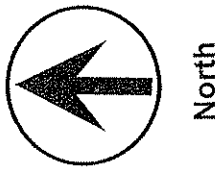
North



	EXISTING LANES OF APPROACH			TOTAL
	RIGHT TURN LANE	LEFT TURN LANE	THRU LANES	
#1	1	0	1	2
#2	0	0	1	1
#3	0	0	1	1
#4	1	0	1	2

Anoka County Highway Department  
 Traffic Volume and Turning  
 Movement Study

Date : 10/02/12  
 Count Number : TMC1233  
 Location : CSAH 5 (Nowthen Blvd.)  
 @ Alpine Drive  
 Collection Period : AM PEAK  
 Hour : 6:45 AM - 7:45 AM



EXISTING LANES OF APPROACH				TOTAL
	RIGHT TURN LANE	LEFT TURN LANE	THRU LANES	
#1	1	0	1	2
#2	0	0	1	1
#3	0	0	1	1
#4	1	0	1	2

Anoka County Highway Department  
 Traffic Volume and Turning  
 Movement Study


Date : 10/02/12

Count Number : TMC1233

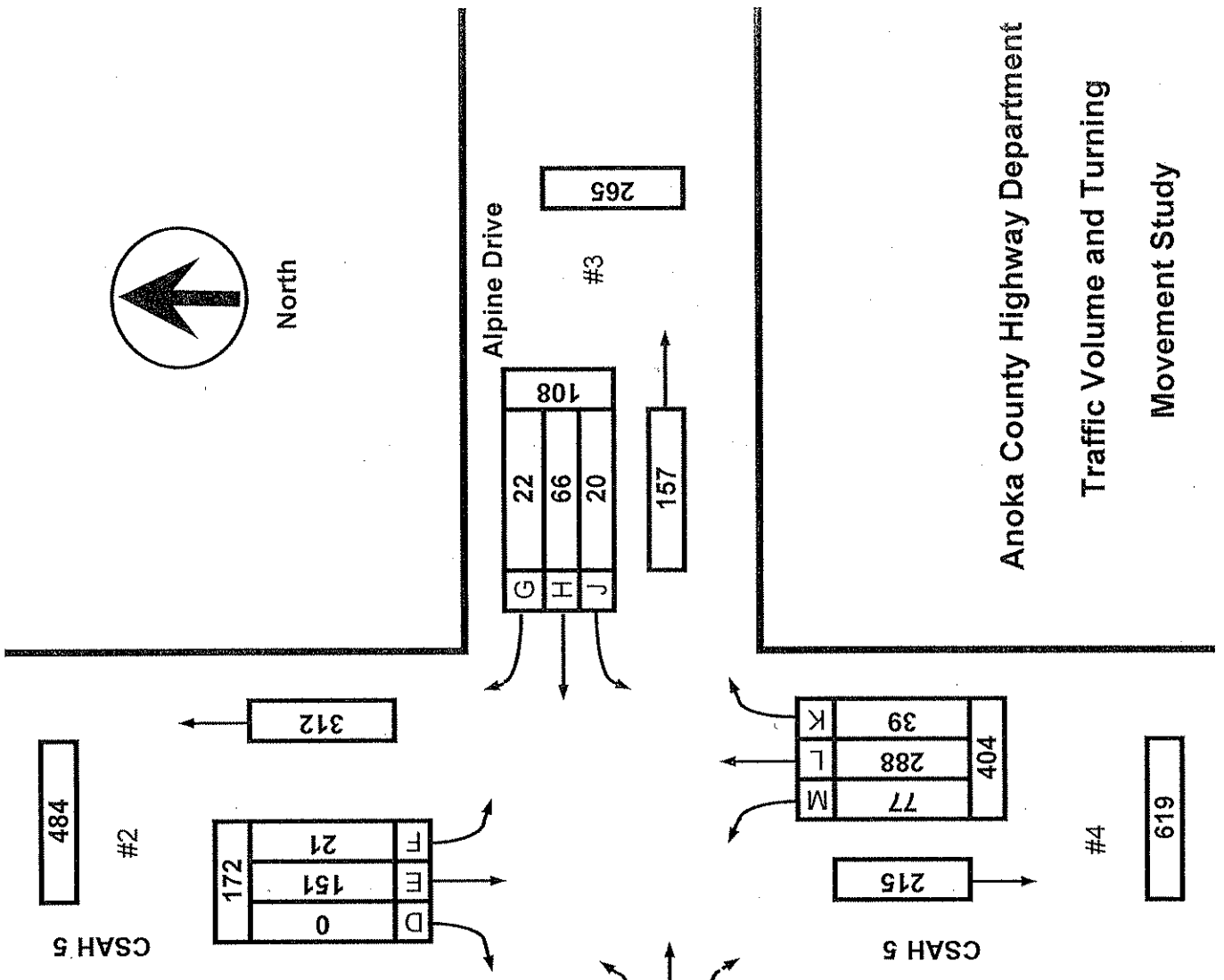
Location : CSAH 5 (Nowthen Blvd.)  
@ Alpine Drive

Collection Period : PM PEAK

Hour : 4:30 PM - 5:30 PM



North



EXISTING LANES OF APPROACH				TOTAL
	RIGHT TURN LANE	LEFT TURN LANE	THRU LANES	
#1	1	0	1	2
#2	0	0	1	1
#3	0	0	1	1
#4	1	0	1	2

Anoka County Highway Department  
Traffic Volume and Turning  
Movement Study



# Anoka County Highway Department

## Traffic Engineering Section

### Traffic Volume and Turning Movement Study

File Name : TMC1233  
 Site Code : 12330202  
 Start Date : 10/02/2012  
 Page No : 1

Weather: Warm and Sunny  
 Counter: DB-400  
 Counted by: Sam and Andrea

**Groups Printed- Unshifted**

Start Time	CSAH 5 Southbound					Alpine Dr. Westbound					CSAH 5 Northbound					Alpine Dr. Eastbound					Exclu. Total	Inclu. Total	Int. Total
	Left	Thru	Right	Heavys	App. Total	Left	Thru	Right	Heavys	App. Total	Left	Thru	Right	Heavys	App. Total	Left	Thru	Right	Heavys	App. Total			
06:30	0	92	0	1	92	12	25	3	0	40	1	13	2	3	16	0	6	22	0	28	4	176	180
06:45	2	90	1	5	93	19	34	4	0	57	4	15	2	1	21	1	4	16	2	21	8	192	200
<b>Total</b>	2	182	1	6	185	31	59	7	0	97	5	28	4	4	37	1	10	38	2	49	12	368	380
07:00	1	113	0	9	114	43	15	0	0	58	1	6	1	1	8	0	9	25	1	34	11	214	225
07:15	1	111	0	2	112	62	25	0	0	87	3	21	3	1	27	1	7	19	0	27	3	253	256
07:30	2	122	0	1	124	32	25	5	4	62	5	28	2	2	35	0	8	23	1	31	8	252	260
07:45	0	82	0	4	82	21	19	8	2	48	4	22	4	0	30	0	10	17	0	27	6	187	193
<b>Total</b>	4	428	0	16	432	158	84	13	6	255	13	77	10	4	100	1	34	84	2	119	28	906	934
08:00	2	67	0	3	69	6	14	4	0	24	8	17	1	3	26	1	7	7	0	15	6	134	140
08:15	2	58	0	6	60	11	7	0	1	18	5	15	1	5	21	0	6	9	1	15	13	114	127
08:30	0	0	0	0	0	0	0	0	0	0	0	0	0	0	0	0	0	0	0	0	0	0	0
08:45	0	0	0	0	0	0	0	0	0	0	0	0	0	0	0	0	0	0	0	0	0	0	0
<b>Total</b>	4	125	0	9	129	17	21	4	1	42	13	32	2	8	47	1	13	16	1	30	19	248	267
09:00	0	0	0	0	0	0	0	0	0	0	0	0	0	0	0	0	0	0	0	0	0	0	0
09:15	0	0	0	0	0	0	0	0	0	0	0	0	0	0	0	0	0	0	0	0	0	0	0
09:30	0	0	0	0	0	0	0	0	0	0	0	0	0	0	0	0	0	0	0	0	0	0	0
09:45	0	0	0	0	0	0	0	0	0	0	0	0	0	0	0	0	0	0	0	0	0	0	0
<b>Total</b>	0	0	0	0	0	0	0	0	0	0	0	0	0	0	0	0	0	0	0	0	0	0	0
10:00	0	0	0	0	0	0	0	0	0	0	0	0	0	0	0	0	0	0	0	0	0	0	0
10:15	0	0	0	0	0	0	0	0	0	0	0	0	0	0	0	0	0	0	0	0	0	0	0
10:30	0	0	0	0	0	0	0	0	0	0	0	0	0	0	0	0	0	0	0	0	0	0	0
10:45	0	0	0	0	0	0	0	0	0	0	0	0	0	0	0	0	0	0	0	0	0	0	0
<b>Total</b>	0	0	0	0	0	0	0	0	0	0	0	0	0	0	0	0	0	0	0	0	0	0	0
11:00	0	0	0	0	0	0	0	0	0	0	0	0	0	0	0	0	0	0	0	0	0	0	0
11:15	0	0	0	0	0	0	0	0	0	0	0	0	0	0	0	0	0	0	0	0	0	0	0
11:30	0	0	0	0	0	0	0	0	0	0	0	0	0	0	0	0	0	0	0	0	0	0	0
11:45	0	0	0	0	0	0	0	0	0	0	0	0	0	0	0	0	0	0	0	0	0	0	0
<b>Total</b>	0	0	0	0	0	0	0	0	0	0	0	0	0	0	0	0	0	0	0	0	0	0	0
12:00	0	0	0	0	0	0	0	0	0	0	0	0	0	0	0	0	0	0	0	0	0	0	0
12:15	0	0	0	0	0	0	0	0	0	0	0	0	0	0	0	0	0	0	0	0	0	0	0
12:30	0	0	0	0	0	0	0	0	0	0	0	0	0	0	0	0	0	0	0	0	0	0	0
12:45	0	0	0	0	0	0	0	0	0	0	0	0	0	0	0	0	0	0	0	0	0	0	0
<b>Total</b>	0	0	0	0	0	0	0	0	0	0	0	0	0	0	0	0	0	0	0	0	0	0	0
13:00	0	0	0	0	0	0	0	0	0	0	0	0	0	0	0	0	0	0	0	0	0	0	0
13:15	0	0	0	0	0	0	0	0	0	0	0	0	0	0	0	0	0	0	0	0	0	0	0
13:30	0	0	0	0	0	0	0	0	0	0	0	0	0	0	0	0	0	0	0	0	0	0	0
13:45	0	0	0	0	0	0	0	0	0	0	0	0	0	0	0	0	0	0	0	0	0	0	0
<b>Total</b>	0	0	0	0	0	0	0	0	0	0	0	0	0	0	0	0	0	0	0	0	0	0	0
14:00	0	0	0	0	0	0	0	0	0	0	0	0	0	0	0	0	0	0	0	0	0	0	0
14:15	0	0	0	0	0	0	0	0	0	0	0	0	0	0	0	0	0	0	0	0	0	0	0
14:30	0	0	0	0	0	0	0	0	0	0	0	0	0	0	0	0	0	0	0	0	0	0	0
14:45	0	0	0	0	0	0	0	0	0	0	0	0	0	0	0	0	0	0	0	0	0	0	0
<b>Total</b>	0	0	0	0	0	0	0	0	0	0	0	0	0	0	0	0	0	0	0	0	0	0	0
15:00	0	0	0	0	0	0	0	0	0	0	0	0	0	0	0	0	0	0	0	0	0	0	0
15:15	0	0	0	0	0	0	0	0	0	0	0	0	0	0	0	0	0	0	0	0	0	0	0
15:30	0	0	0	0	0	0	0	0	0	0	0	0	0	0	0	0	0	0	0	0	0	0	0
15:45	0	0	0	0	0	0	0	0	0	0	0	0	0	0	0	0	0	0	0	0	0	0	0
<b>Total</b>	0	0	0	0	0	0	0	0	0	0	0	0	0	0	0	0	0	0	0	0	0	0	0
16:00	1	31	1	2	33	3	10	9	0	22	26	82	17	13	125	0	14	7	0	21	15	201	216
16:15	1	33	0	1	34	9	7	2	1	18	10	78	12	4	100	0	18	12	1	30	7	182	189
16:30	3	35	0	2	38	11	17	2	0	30	17	68	9	1	94	0	37	13	0	50	3	212	215
16:45	7	24	0	1	31	7	12	9	0	26	21	72	11	4	104	0	24	9	0	33	5	196	201
<b>Total</b>	12	123	1	6	136	30	46	22	1	98	74	300	49	22	423	0	93	41	1	134	30	791	821
17:00	6	46	0	3	52	1	25	5	0	31	19	71	10	5	100	2	19	10	1	31	9	214	223
17:15	5	46	0	0	51	1	12	6	1	19	20	77	9	5	106	0	17	12	0	29	6	205	211
17:30	8	34	0	0	42	3	5	5	0	13	14	63	12	5	89	0	13	7	0	20	5	164	169
17:45	2	45	1	2	48	6	28	6	0	40	29	64	7	1	100	0	13	16	1	29	4	217	221
<b>Total</b>	21	171	1	5	193	11	70	22	1	103	82	275	38	16	395	2	62	45	2	109	24	800	824
<b>Grand Total</b>	43	1029	3	42	1075	247	280	68	9	595	187	712	103	54	1002	5	212	224	8	441	113	3113	3226
<b>Approch %</b>	4	95.7	0.3			41.5	47.1	11.4			18.7	71.1	10.3			1.1	48.1	50.8					
<b>Total %</b>	1.4	33.1	0.1		34.5	7.9	9	2.2		19.1	6	22.9	3.3		32.2	0.2	6.8	7.2		14.2	3.5	96.5	



# Anoka County Highway Department

## Traffic Engineering Section

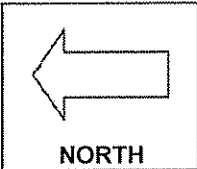
### Traffic Volume and Turning Movement Study

Weather: Warm and Sunny  
 Counter: DB-400  
 Counted by: Sam and Andrea

File Name : TMC1233  
 Site Code : 12330202  
 Start Date : 10/02/2012  
 Page No : 2

Start Time	CSAH 5 Southbound				Alpine Dr. Westbound				CSAH 5 Northbound				Alpine Dr. Eastbound				Int. Total
	Left	Thru	Right	App. Total	Left	Thru	Right	App. Total	Left	Thru	Right	App. Total	Left	Thru	Right	App. Total	
Peak Hour Analysis From 06:30 to 11:45 - Peak 1 of 1																	
Peak Hour for Entire Intersection Begins at 06:45																	
06:45	2	90	1	93	19	34	4	57	4	15	2	21	1	4	16	21	192
07:00	1	113	0	114	43	15	0	58	1	6	1	8	0	9	25	34	214
07:15	1	111	0	112	62	25	0	87	3	21	3	27	1	7	19	27	253
07:30	2	122	0	124	32	25	5	62	5	28	2	35	0	8	23	31	252
Total Volume	6	436	1	443	156	99	9	264	13	70	8	91	2	28	83	113	911
% App. Total	1.4	98.4	0.2		59.1	37.5	3.4		14.3	76.9	8.8		1.8	24.8	73.5		
PHF	.750	.893	.250	.893	.629	.728	.450	.759	.650	.625	.667	.650	.500	.778	.830	.831	.900

Peak Hour Analysis From 12:00 to 17:45 - Peak 1 of 1																	
Peak Hour for Entire Intersection Begins at 16:30																	
16:30	3	35	0	38	11	17	2	30	17	68	9	94	0	37	13	50	212
16:45	7	24	0	31	7	12	9	28	21	72	11	104	0	24	9	33	196
17:00	6	46	0	52	1	25	5	31	19	71	10	100	2	19	10	31	214
17:15	5	46	0	51	1	12	6	19	20	77	9	106	0	17	12	29	205
Total Volume	21	151	0	172	20	66	22	108	77	288	39	404	2	97	44	143	827
% App. Total	12.2	87.8	0		18.5	61.1	20.4		19.1	71.3	9.7		1.4	67.8	30.8		
PHF	.750	.821	.000	.827	.455	.660	.611	.871	.917	.935	.886	.953	.250	.655	.846	.715	.966



COUNT LOCATION:

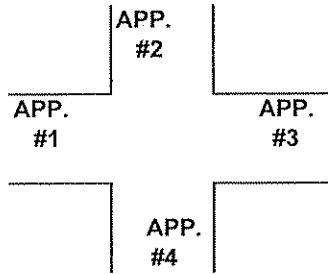
CSAH 5 (Nowthen Blvd.)

DATE:

10/02/2012

@ Alpine Drive

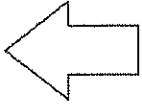
<b>NORTH</b>
APP. #1 = CSAH 5
APP. #2 = Alpine Drive
APP. #3 = CSAH 5
APP. #4 = Alpine Drive



- HEAVY VEHICLE- ANY VEHICLE HAVING MORE THAN FOUR TIRES TOUCHING THE PAVEMENT
- A. TRUCKS- A HEAVY VEHICLE INVOLVED PRIMARILY IN THE TRANSPORT OF GOODS OR IN THE DELIVERY OF A SERVICE.
  - B. RV- A HEAVY VEHICLE OPERATED BY A PRIVATE MOTORIST AND INVOLVED IN THE TRANSPORT OF RECREATIONAL EQUIPMENT OR FACILITIES.
  - C. BUSES- A HEAVY VEHICLE INVOLVED IN THE TRANSPORTATION OF GROUPS OF PEOPLE.

TIME	PEDESTRIANS					HEAVY VEHICLES		
	APP. #1	APP. #2	APP. #3	APP. #4	15 MIN TOT	TRUCKS	RV	BUS
6:00-6:15AM								
6:15-6:30								
6:30-6:45						2		1
6:45-7:00						4		4
<b>HOURLY TOTAL</b>						<b>HOURLY TOTAL</b>		<b>11</b>
7:00-7:15						7		4
7:15-7:30						2		1
7:30-7:45						4		4
7:45-8:00						5		1
<b>HOURLY TOTAL</b>						<b>HOURLY TOTAL</b>		<b>28</b>
8:00-8:15						2		4
8:15-8:30						10		3
8:30-8:45								
8:45-9:00								
<b>HOURLY TOTAL</b>						<b>HOURLY TOTAL</b>		<b>19</b>
9:00-9:15								
9:15-9:30								
9:30-9:45								
9:45-10:00								
<b>HOURLY TOTAL</b>						<b>HOURLY TOTAL</b>		
10:00-10:15								
10:15-10:30								
10:30-10:45								
10:45-11:00								
<b>HOURLY TOTAL</b>						<b>HOURLY TOTAL</b>		
11:00-11:15								
11:15-11:30								
11:30-11:45								
11:45-12:00								
<b>HOURLY TOTAL</b>						<b>HOURLY TOTAL</b>		
12:00-12:15								
12:15-12:30								
12:30-12:45								
12:45-1:00								
<b>HOURLY TOTAL</b>						<b>HOURLY TOTAL</b>		
1:00-1:15								
1:15-1:30								
1:30-1:45								
1:45-2:00								
<b>HOURLY TOTAL</b>						<b>HOURLY TOTAL</b>		
<b>TOTAL</b>						<b>TOTAL</b>		<b>58</b>

1  
2  
3  
4  
5  
6  
7  
8  
9  
10  
11  
12  
13  
14  
15  
16  
17  
18  
19  
20  
21  
22  
23  
24  
25  
26  
27  
28  
29  
30  
31  
32



COUNT LOCATION:

CSAH 5 (Nowthen Blvd.)

DATE:

10/02/2012

@ Alpine Drive

NORTH

APP. #1 = CSAH 5
APP. #2 = Alpine Drive
APP. #3 = CSAH 5
APP. #4 = Alpine Drive

APP. #2

HEAVY VEHICLE- ANY VEHICLE HAVING MORE THAN FOUR TIRES TOUCHING THE PAVEMENT

APP. #1

APP. #3

A. TRUCKS- A HEAVY VEHICLE INVOLVED PRIMARILY IN THE TRANSPORT OF GOODS OR IN THE DELIVERY OF A SERVICE.

B. RV- A HEAVY VEHICLE OPERATED BY A PRIVATE MOTORIST AND INVOLVED IN THE TRANSPORT OF RECREATIONAL EQUIPMENT OR FACILITIES.

C. BUSES- A HEAVY VEHICLE INVOLVED IN THE TRANSPORTATION OF GROUPS OF PEOPLE.

APP. #4

TIME	PEDESTRIANS					HEAVY VEHICLES		
	APP. #1	APP. #2	APP. #3	APP. #4	15 MIN TOT	TRUCKS	RV	BUS
2:00-2:15PM								
2:15-2:30								
2:30-2:45								
2:45-3:00								
<b>HOURLY TOTAL</b>						<b>HOURLY TOTAL</b>		
3:00-3:15								
3:15-3:30								
3:30-3:45								
3:45-4:00								
<b>HOURLY TOTAL</b>						<b>HOURLY TOTAL</b>		
4:00-4:15						2		13
4:15-4:30				1	1	3		4
4:30-4:45						1		2
4:45-5:00				4	4	5		
<b>HOURLY TOTAL</b>					<b>5</b>	<b>HOURLY TOTAL</b>		<b>30</b>
5:00-5:15				7	7	7		2
5:15-5:30		1	1	4	6	5		1
5:30-5:45						4		1
5:45-6:00				2	2	1		3
<b>HOURLY TOTAL</b>					<b>15</b>	<b>HOURLY TOTAL</b>		<b>24</b>
6:00-6:15								
6:15-6:30								
6:30-6:45								
6:45-7:00								
<b>HOURLY TOTAL</b>						<b>HOURLY TOTAL</b>		
7:00-7:15								
7:15-7:30								
7:30-7:45								
7:45-8:00								
<b>HOURLY TOTAL</b>						<b>HOURLY TOTAL</b>		
8:00-8:15								
8:15-8:30								
8:30-8:45								
8:45-9:00								
<b>HOURLY TOTAL</b>						<b>HOURLY TOTAL</b>		
9:00-9:15								
9:15-9:30								
9:30-9:45								
9:45-10:00								
<b>HOURLY TOTAL</b>						<b>HOURLY TOTAL</b>		
				<b>TOTAL</b>	<b>20</b>		<b>TOTAL</b>	<b>112</b>

1  
2  
3  
4  
5  
6  
7  
8  
9  
10  
11  
12  
13  
14  
15  
16  
17  
18  
19  
20  
21  
22  
23  
24  
25  
26  
27  
28  
29  
30  
31  
32