


Date : 09/05/12

Count Number : TMC1235

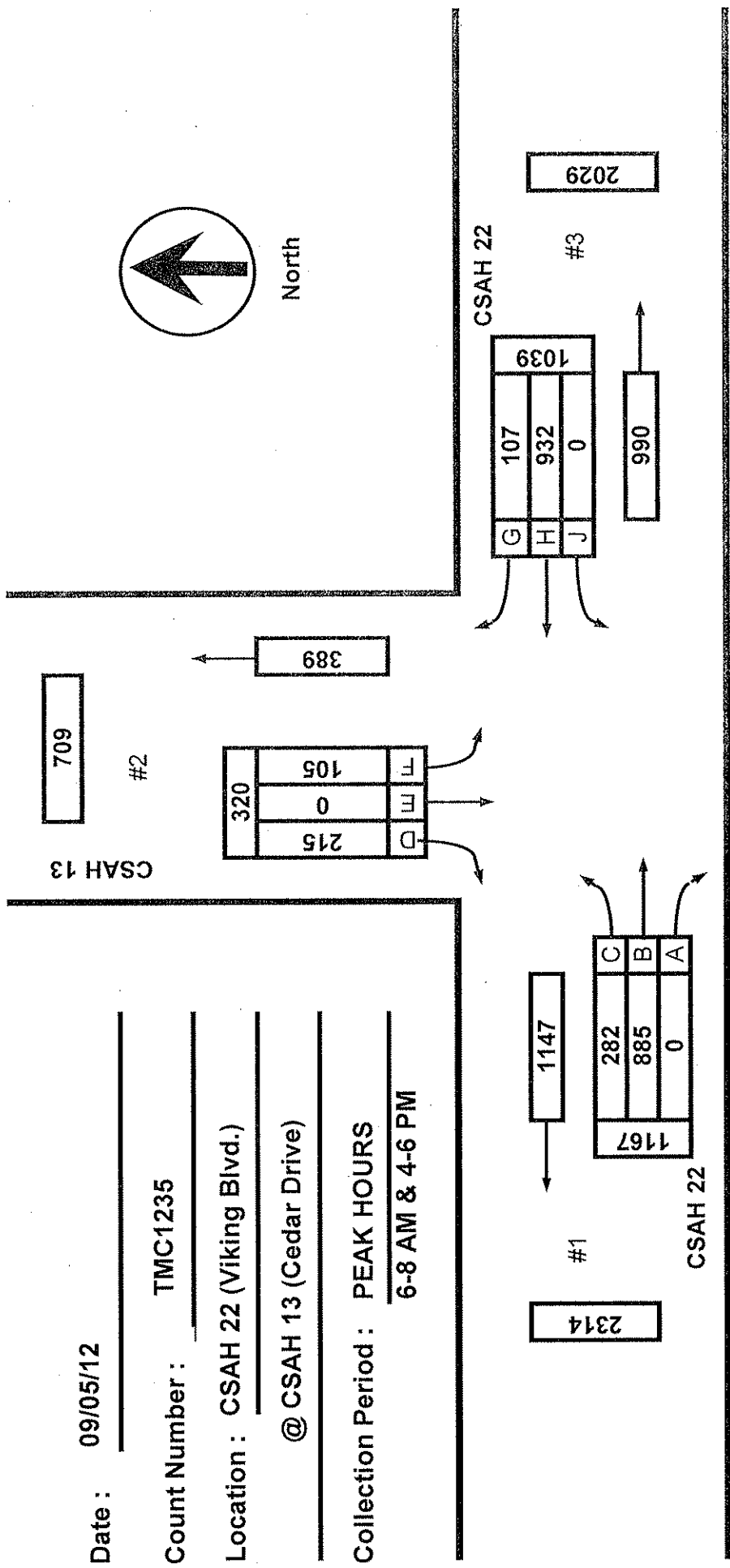
Location : CSAH 22 (Viking Blvd.)

@ CSAH 13 (Cedar Drive)

Collection Period : PEAK HOURS  
6-8 AM & 4-6 PM



North



	EXISTING LANES OF APPROACH			TOTAL
	RIGHT TURN LANE	LEFT TURN LANE	THRU LANES	
#1	0	0	1	1
#2	1	1	0	2
#3	1	0	1	2
#4	0	0	0	0

Anoka County Highway Department  
Traffic Volume and Turning  
Movement Study

Date : 09/05/12

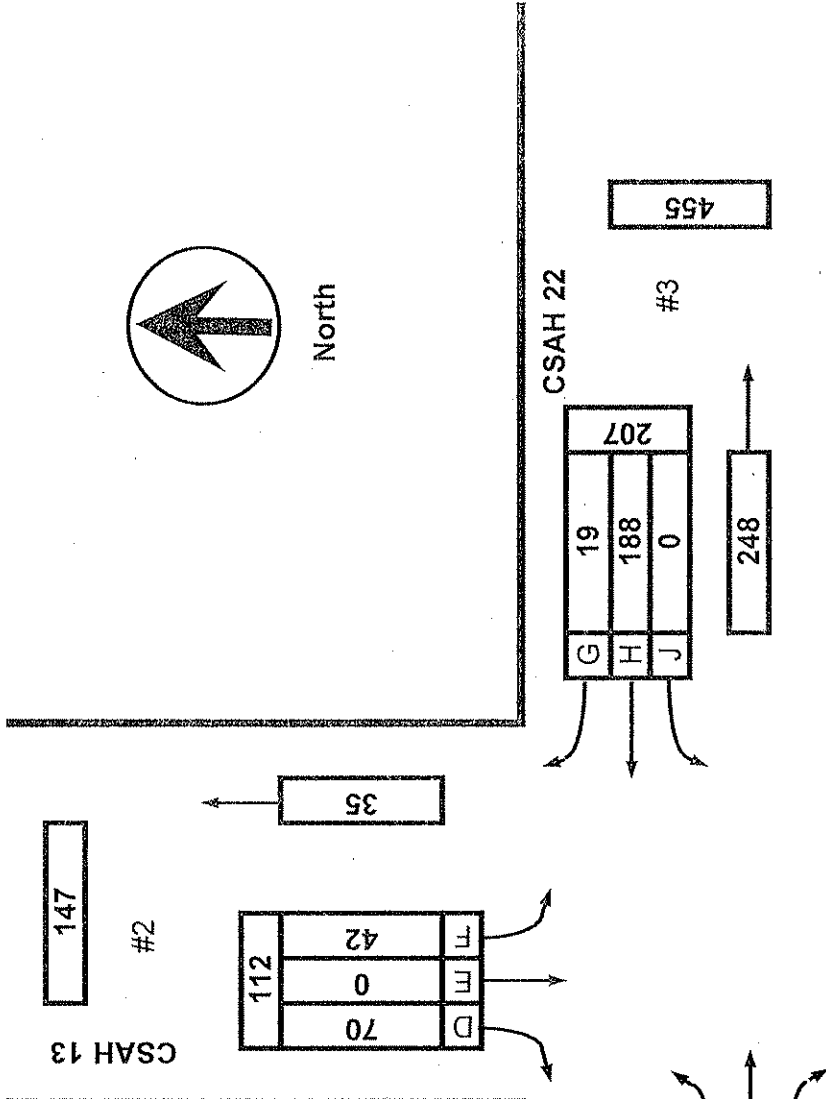
Count Number : TMC1235

Location : CSAH 22 (Viking Blvd.)

@ CSAH 13 (Cedar Drive)

Collection Period : AM PEAK

Hour : 6:30 AM - 7:30 AM



EXISTING LANES OF APPROACH				TOTAL
	RIGHT TURN LANE	LEFT TURN LANE	THRU LANES	
#1	0	0	1	1
#2	1	1	0	2
#3	1	0	1	2
#4	0	0	0	0

Anoka County Highway Department  
 Traffic Volume and Turning  
 Movement Study

Date : 09/06/12

Count Number : TMC1235

Location : CSAH 22 (Viking Blvd.)

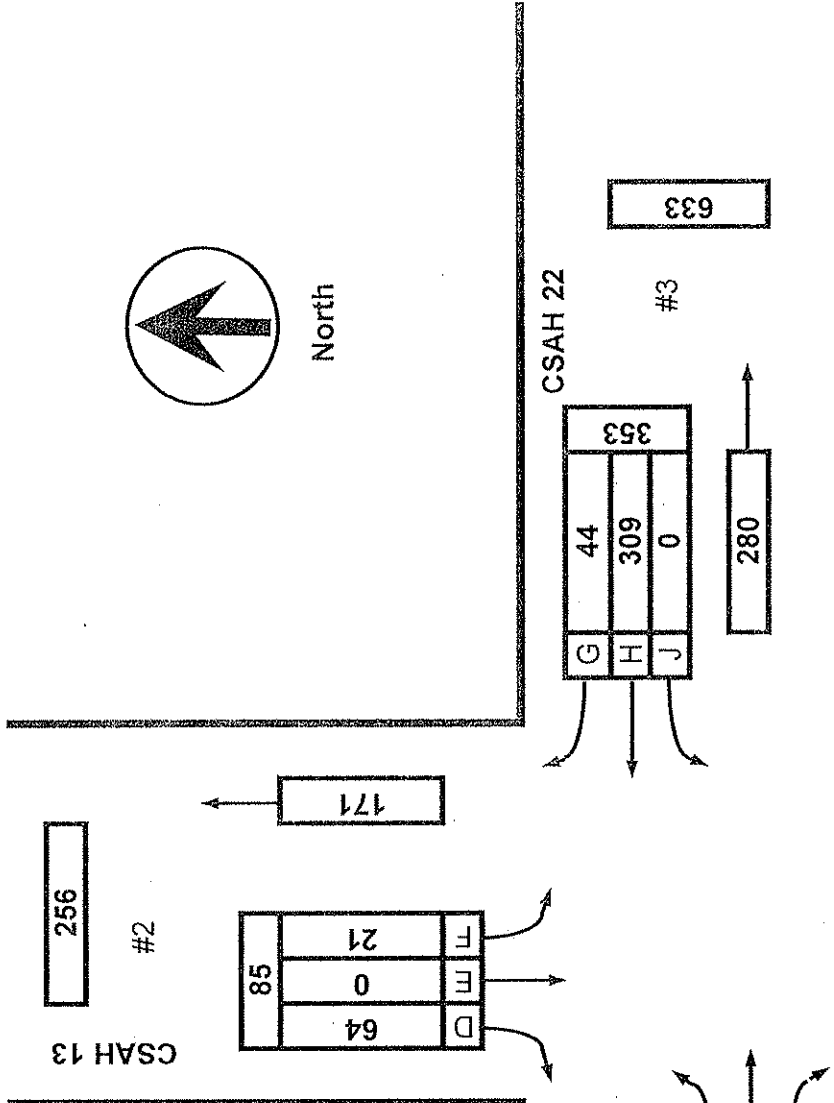
@ CSAH 13 (Cedar Drive)

Collection Period : PM PEAK

Hour : 5:00 PM - 6:00 PM



North



#1

759
373
98
127
259
0
C
B
A

CSAH 22

#2

256
85
64
0
21
F
F
D

CSAH 13

#3

633
44
309
0
G
H
J

CSAH 22

280

	EXISTING LANES OF APPROACH			TOTAL
	RIGHT TURN LANE	LEFT TURN LANE	THRU LANES	
#1	0	0	1	1
#2	1	1	0	2
#3	1	0	1	2
#4	0	0	0	0

Anoka County Highway Department  
 Traffic Volume and Turning  
 Movement Study



# Anoka County Highway Department

## Traffic Engineering Section

### Traffic Volume and Turning Movement Study

Weather: Warm and Cloudy  
 Counter: DB-400  
 Counted by: Sam and Andrea

File Name : TMC1235  
 Site Code : 12350202  
 Start Date : 09/06/2012  
 Page No : 1

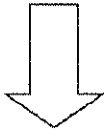
Groups Printed- Unshifted

Start Time	CSAH 13 Southbound					CSAH 22 Westbound					NONE Northbound					CSAH 22 Eastbound					Excl. Total	Incl. Total	Inl. Total
	Left	Thru	Right	Heavy	App. Total	Left	Thru	Right	Heavy	App. Total	Left	Thru	Right	Heavy	App. Total	Left	Thru	Right	Heavy	App. Total			
06:00	9	0	15	1	24	0	30	0	0	30	0	0	0	0	0	3	32	0	1	35	2	89	91
06:15	10	0	15	0	25	0	56	1	1	57	0	0	0	0	0	6	43	0	5	49	6	131	137
06:30	12	0	24	0	36	0	47	8	5	55	0	0	0	0	0	0	33	0	3	33	8	124	132
06:45	8	0	13	0	21	0	56	7	5	63	0	0	0	0	0	4	56	0	2	60	7	144	151
Total	39	0	67	1	106	0	189	16	11	205	0	0	0	0	0	13	164	0	11	177	23	488	511
07:00	13	0	18	1	31	0	37	3	3	40	0	0	0	0	0	2	62	0	3	64	7	135	142
07:15	9	0	15	1	24	0	48	1	1	49	0	0	0	0	0	10	55	0	3	65	5	138	143
07:30	5	0	15	3	20	0	45	0	1	45	0	0	0	0	0	8	48	0	4	56	8	121	129
07:45	6	0	7	1	13	0	39	1	5	40	0	0	0	0	0	6	61	0	6	67	12	120	132
Total	33	0	55	6	88	0	169	5	10	174	0	0	0	0	0	26	226	0	16	252	32	514	546
08:00	0	0	0	0	0	0	0	0	0	0	0	0	0	0	0	0	0	0	0	0	0	0	0
08:15	0	0	0	0	0	0	0	0	0	0	0	0	0	0	0	0	0	0	0	0	0	0	0
08:30	0	0	0	0	0	0	0	0	0	0	0	0	0	0	0	0	0	0	0	0	0	0	0
08:45	0	0	0	0	0	0	0	0	0	0	0	0	0	0	0	0	0	0	0	0	0	0	0
Total	0	0	0	0	0	0	0	0	0	0	0	0	0	0	0	0	0	0	0	0	0	0	0
09:00	0	0	0	0	0	0	0	0	0	0	0	0	0	0	0	0	0	0	0	0	0	0	0
09:15	0	0	0	0	0	0	0	0	0	0	0	0	0	0	0	0	0	0	0	0	0	0	0
09:30	0	0	0	0	0	0	0	0	0	0	0	0	0	0	0	0	0	0	0	0	0	0	0
09:45	0	0	0	0	0	0	0	0	0	0	0	0	0	0	0	0	0	0	0	0	0	0	0
Total	0	0	0	0	0	0	0	0	0	0	0	0	0	0	0	0	0	0	0	0	0	0	0
10:00	0	0	0	0	0	0	0	0	0	0	0	0	0	0	0	0	0	0	0	0	0	0	0
10:15	0	0	0	0	0	0	0	0	0	0	0	0	0	0	0	0	0	0	0	0	0	0	0
10:30	0	0	0	0	0	0	0	0	0	0	0	0	0	0	0	0	0	0	0	0	0	0	0
10:45	0	0	0	0	0	0	0	0	0	0	0	0	0	0	0	0	0	0	0	0	0	0	0
Total	0	0	0	0	0	0	0	0	0	0	0	0	0	0	0	0	0	0	0	0	0	0	0
11:00	0	0	0	0	0	0	0	0	0	0	0	0	0	0	0	0	0	0	0	0	0	0	0
11:15	0	0	0	0	0	0	0	0	0	0	0	0	0	0	0	0	0	0	0	0	0	0	0
11:30	0	0	0	0	0	0	0	0	0	0	0	0	0	0	0	0	0	0	0	0	0	0	0
11:45	0	0	0	0	0	0	0	0	0	0	0	0	0	0	0	0	0	0	0	0	0	0	0
Total	0	0	0	0	0	0	0	0	0	0	0	0	0	0	0	0	0	0	0	0	0	0	0
12:00	0	0	0	0	0	0	0	0	0	0	0	0	0	0	0	0	0	0	0	0	0	0	0
12:15	0	0	0	0	0	0	0	0	0	0	0	0	0	0	0	0	0	0	0	0	0	0	0
12:30	0	0	0	0	0	0	0	0	0	0	0	0	0	0	0	0	0	0	0	0	0	0	0
12:45	0	0	0	0	0	0	0	0	0	0	0	0	0	0	0	0	0	0	0	0	0	0	0
Total	0	0	0	0	0	0	0	0	0	0	0	0	0	0	0	0	0	0	0	0	0	0	0
13:00	0	0	0	0	0	0	0	0	0	0	0	0	0	0	0	0	0	0	0	0	0	0	0
13:15	0	0	0	0	0	0	0	0	0	0	0	0	0	0	0	0	0	0	0	0	0	0	0
13:30	0	0	0	0	0	0	0	0	0	0	0	0	0	0	0	0	0	0	0	0	0	0	0
13:45	0	0	0	0	0	0	0	0	0	0	0	0	0	0	0	0	0	0	0	0	0	0	0
Total	0	0	0	0	0	0	0	0	0	0	0	0	0	0	0	0	0	0	0	0	0	0	0
14:00	0	0	0	0	0	0	0	0	0	0	0	0	0	0	0	0	0	0	0	0	0	0	0
14:15	0	0	0	0	0	0	0	0	0	0	0	0	0	0	0	0	0	0	0	0	0	0	0
14:30	0	0	0	0	0	0	0	0	0	0	0	0	0	0	0	0	0	0	0	0	0	0	0
14:45	0	0	0	0	0	0	0	0	0	0	0	0	0	0	0	0	0	0	0	0	0	0	0
Total	0	0	0	0	0	0	0	0	0	0	0	0	0	0	0	0	0	0	0	0	0	0	0
15:00	0	0	0	0	0	0	0	0	0	0	0	0	0	0	0	0	0	0	0	0	0	0	0
15:15	0	0	0	0	0	0	0	0	0	0	0	0	0	0	0	0	0	0	0	0	0	0	0
15:30	0	0	0	0	0	0	0	0	0	0	0	0	0	0	0	0	0	0	0	0	0	0	0
15:45	0	0	0	0	0	0	0	0	0	0	0	0	0	0	0	0	0	0	0	0	0	0	0
Total	0	0	0	0	0	0	0	0	0	0	0	0	0	0	0	0	0	0	0	0	0	0	0
16:00	6	0	10	0	16	0	52	13	2	65	0	0	0	0	0	20	55	0	1	75	3	156	159
16:15	3	0	5	0	8	0	74	6	1	80	0	0	0	0	0	30	56	0	3	86	4	174	178
16:30	2	0	5	0	7	0	79	10	6	89	0	0	0	0	0	25	66	0	4	91	10	187	197
16:45	1	0	9	0	10	0	60	13	4	73	0	0	0	0	0	41	59	0	5	100	9	183	192
Total	12	0	29	0	41	0	265	42	13	307	0	0	0	0	0	116	236	0	13	352	26	700	726
17:00	4	0	15	1	19	0	67	10	5	77	0	0	0	0	0	28	67	0	1	95	7	191	198
17:15	11	0	13	0	24	0	86	8	4	94	0	0	0	0	0	27	69	0	2	96	6	214	220
17:30	3	0	18	0	21	0	81	13	2	94	0	0	0	0	0	37	51	0	1	88	3	203	206
17:45	3	0	18	0	21	0	75	13	4	88	0	0	0	0	0	35	72	0	2	107	6	216	222
Total	21	0	64	1	85	0	309	44	15	353	0	0	0	0	0	127	259	0	6	386	22	824	846
Grand Total	105	0	215	8	320	0	932	107	49	1039	0	0	0	0	0	282	885	0	46	1167	103	2526	2629
Approch %	32.8	0	67.2			0	89.7	10.3			0	0	0		0	24.2	75.8	0					
Total %	4.2	0	8.5		12.7	0	36.9	4.2		41.1	0	0	0		0	11.2	35	0		46.2	3.9	96.1	

**Anoka County Highway Department**  
**Traffic Engineering Section**  
**Traffic Volume and Turning Movement Study**

Start Time	CSAH 13 Southbound				CSAH 22 Westbound				NONE Northbound				CSAH 22 Eastbound				Int. Total
	Left	Thru	Right	App. Total	Left	Thru	Right	App. Total	Left	Thru	Right	App. Total	Left	Thru	Right	App. Total	
Peak Hour Analysis From 06:00 to 11:45 - Peak 1 of 1																	
Peak Hour for Entire Intersection Begins at 06:30																	
06:30	12	0	24	36	0	47	8	55	0	0	0	0	0	33	0	33	124
06:45	8	0	13	21	0	56	7	63	0	0	0	0	4	56	0	60	144
07:00	13	0	18	31	0	37	3	40	0	0	0	0	2	62	0	64	135
07:15	9	0	15	24	0	48	1	49	0	0	0	0	10	55	0	65	138
Total Volume	42	0	70	112	0	188	19	207	0	0	0	0	16	206	0	222	541
% App. Total	37.5	0	62.5		0	90.8	9.2		0	0	0		7.2	92.8	0		
PHF	.808	.000	.729	.778	.000	.839	.594	.821	.000	.000	.000	.000	.400	.831	.000	.854	.939

Peak Hour Analysis From 12:00 to 17:45 - Peak 1 of 1																	
Peak Hour for Entire Intersection Begins at 17:00																	
17:00	4	0	15	19	0	67	10	77	0	0	0	0	28	67	0	95	191
17:15	11	0	13	24	0	86	8	94	0	0	0	0	27	69	0	96	214
17:30	3	0	18	21	0	81	13	94	0	0	0	0	37	51	0	88	203
17:45	3	0	18	21	0	75	13	88	0	0	0	0	35	72	0	107	216
Total Volume	21	0	64	85	0	309	44	353	0	0	0	0	127	259	0	386	824
% App. Total	24.7	0	75.3		0	87.5	12.5		0	0	0		32.9	67.1	0		
PHF	.477	.000	.889	.885	.000	.896	.846	.939	.000	.000	.000	.000	.858	.899	.000	.902	.954



**NORTH**

**COUNT LOCATION:**

CSAH 22 (Viking Blvd.)

**DATE:**

09/05/2012

@ CSAH 13 (Cedar Drive)

APP. #1 = CSAH 22
APP. #2 = None
APP. #3 = CSAH 22
APP. #4 = CSAH 13

APP.  
#1

APP.  
#3

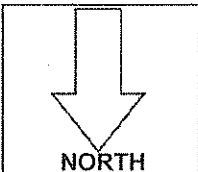
APP.  
#4

HEAVY VEHICLE- ANY VEHICLE HAVING MORE THAN FOUR TIRES TOUCHING THE PAVEMENT

- A. TRUCKS- A HEAVY VEHICLE INVOLVED PRIMARILY IN THE TRANSPORT OF GOODS OR IN THE DELIVERY OF A SERVICE.
- B. RV- A HEAVY VEHICLE OPERATED BY A PRIVATE MOTORIST AND INVOLVED IN THE TRANSPORT OF RECREATIONAL EQUIPMENT OR FACILITIES.
- C. BUSES- A HEAVY VEHICLE INVOLVED IN THE TRANSPORTATION OF GROUPS OF PEOPLE.

TIME	PEDESTRIANS					HEAVY VEHICLES		
	APP. #1	APP. #2	APP. #3	APP. #4	15 MIN TOT	TRUCKS	RV	BUS
6:00-6:15AM						1		1
6:15-6:30						6		
6:30-6:45						6		2
6:45-7:00			1		1	7		
<b>HOURLY TOTAL</b>					<b>1</b>	<b>HOURLY TOTAL</b>		<b>23</b>
7:00-7:15						7		
7:15-7:30						5		1
7:30-7:45						7		2
7:45-8:00						10		
<b>HOURLY TOTAL</b>						<b>HOURLY TOTAL</b>		<b>32</b>
8:00-8:15								
8:15-8:30								
8:30-8:45								
8:45-9:00								
<b>HOURLY TOTAL</b>						<b>HOURLY TOTAL</b>		
9:00-9:15								
9:15-9:30								
9:30-9:45								
9:45-10:00								
<b>HOURLY TOTAL</b>						<b>HOURLY TOTAL</b>		
10:00-10:15								
10:15-10:30								
10:30-10:45								
10:45-11:00								
<b>HOURLY TOTAL</b>						<b>HOURLY TOTAL</b>		
11:00-11:15								
11:15-11:30								
11:30-11:45								
11:45-12:00								
<b>HOURLY TOTAL</b>						<b>HOURLY TOTAL</b>		
12:00-12:15								
12:15-12:30								
12:30-12:45								
12:45-1:00								
<b>HOURLY TOTAL</b>						<b>HOURLY TOTAL</b>		
1:00-1:15								
1:15-1:30								
1:30-1:45								
1:45-2:00								
<b>HOURLY TOTAL</b>						<b>HOURLY TOTAL</b>		
					<b>TOTAL</b>	<b>1</b>		
							<b>TOTAL</b>	<b>55</b>

1  
2  
3  
4  
5  
6  
7  
8  
9  
10  
11  
12  
13  
14  
15  
16  
17  
18  
19  
20  
21  
22  
23  
24  
25  
26  
27  
28  
29  
30  
31  
32



COUNT LOCATION:

CSAH 22 (Viking Blvd.)

DATE:

09/06/2012

@ CSAH 13 (Cedar Drive)

APP. #1 = CSAH 22
APP. #2 = None
APP. #3 = CSAH 22
APP. #4 = CSAH 13

APP. #1	APP. #3
APP. #4	

- HEAVY VEHICLE- ANY VEHICLE HAVING MORE THAN FOUR TIRES TOUCHING THE PAVEMENT
- A. TRUCKS- A HEAVY VEHICLE INVOLVED PRIMARILY IN THE TRANSPORT OF GOODS OR IN THE DELIVERY OF A SERVICE.
  - B. RV- A HEAVY VEHICLE OPERATED BY A PRIVATE MOTORIST AND INVOLVED IN THE TRANSPORT OF RECREATIONAL EQUIPMENT OR FACILITIES.
  - C. BUSES- A HEAVY VEHICLE INVOLVED IN THE TRANSPORTATION OF GROUPS OF PEOPLE.

TIME	PEDESTRIANS					HEAVY VEHICLES		
	APP. #1	APP. #2	APP. #3	APP. #4	15 MIN TOT	TRUCKS	RV	BUS
2:00-2:15PM								
2:15-2:30								
2:30-2:45								
2:45-3:00								
<b>HOURLY TOTAL</b>						<b>HOURLY TOTAL</b>		
3:00-3:15								
3:15-3:30								
3:30-3:45								
3:45-4:00								
<b>HOURLY TOTAL</b>						<b>HOURLY TOTAL</b>		
4:00-4:15						3		
4:15-4:30						4		
4:30-4:45						8	1	1
4:45-5:00						6		3
<b>HOURLY TOTAL</b>						<b>HOURLY TOTAL</b>		<b>26</b>
5:00-5:15						7		
5:15-5:30						6		
5:30-5:45						4		
5:45-6:00						5		
<b>HOURLY TOTAL</b>						<b>HOURLY TOTAL</b>		<b>22</b>
6:00-6:15								
6:15-6:30								
6:30-6:45								
6:45-7:00								
<b>HOURLY TOTAL</b>						<b>HOURLY TOTAL</b>		
7:00-7:15								
7:15-7:30								
7:30-7:45								
7:45-8:00								
<b>HOURLY TOTAL</b>						<b>HOURLY TOTAL</b>		
8:00-8:15								
8:15-8:30								
8:30-8:45								
8:45-9:00								
<b>HOURLY TOTAL</b>						<b>HOURLY TOTAL</b>		
9:00-9:15								
9:15-9:30								
9:30-9:45								
9:45-10:00								
<b>HOURLY TOTAL</b>						<b>HOURLY TOTAL</b>		
				<b>TOTAL</b>	<b>1</b>		<b>TOTAL</b>	<b>103</b>

1  
2  
3  
4  
5  
6  
7  
8  
9  
10  
11  
12  
13  
14  
15  
16  
17  
18  
19  
20  
21  
22  
23  
24  
25  
26  
27  
28  
29  
30  
31  
32