

Date : 08/09/12


Count Number : TMC1237

Location : 101st Ave.

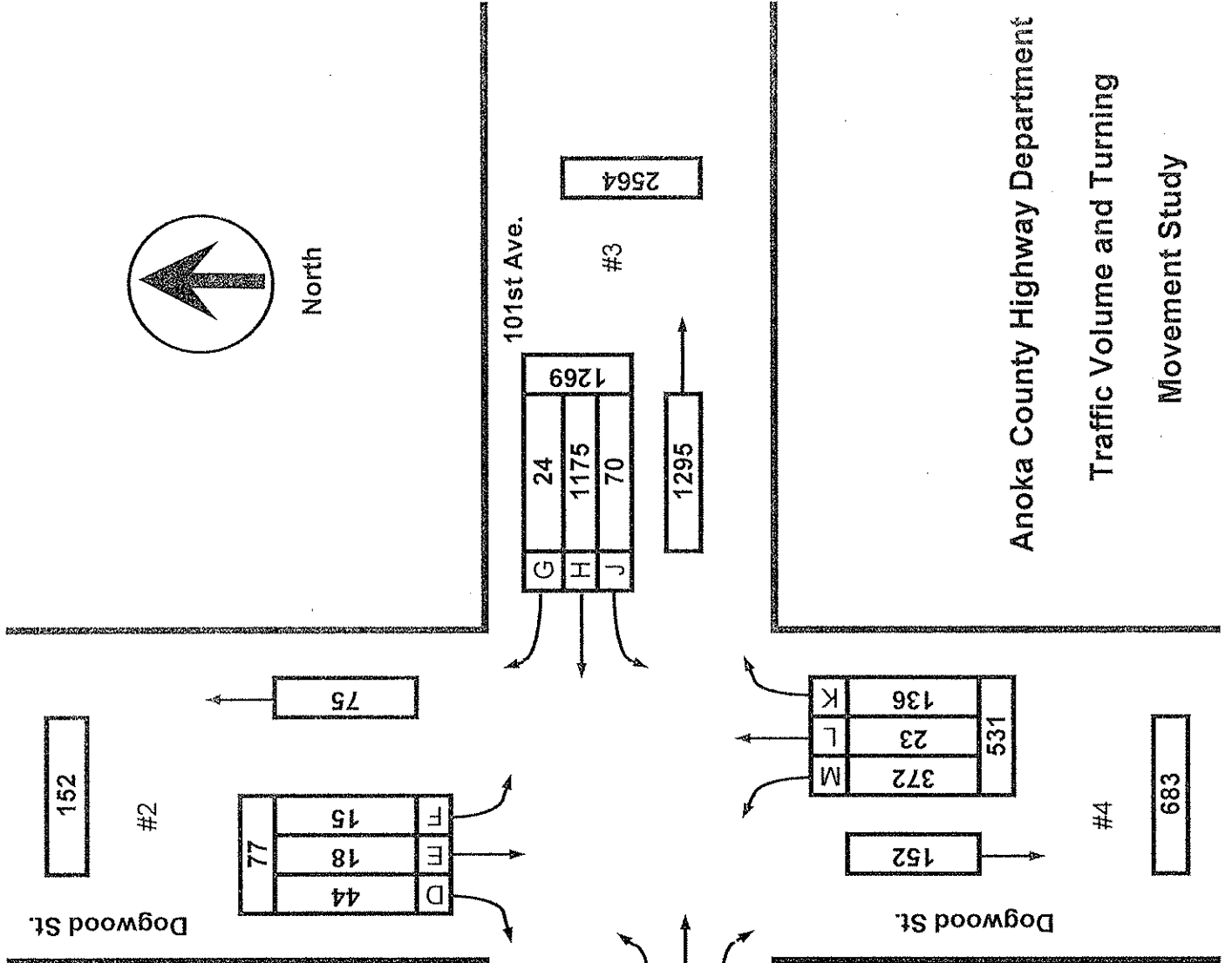
@ Dogwood St.

Collection Period : AM & PM PEAK HOURS

6:30-8:30 AM & 4-6:00 PM




North



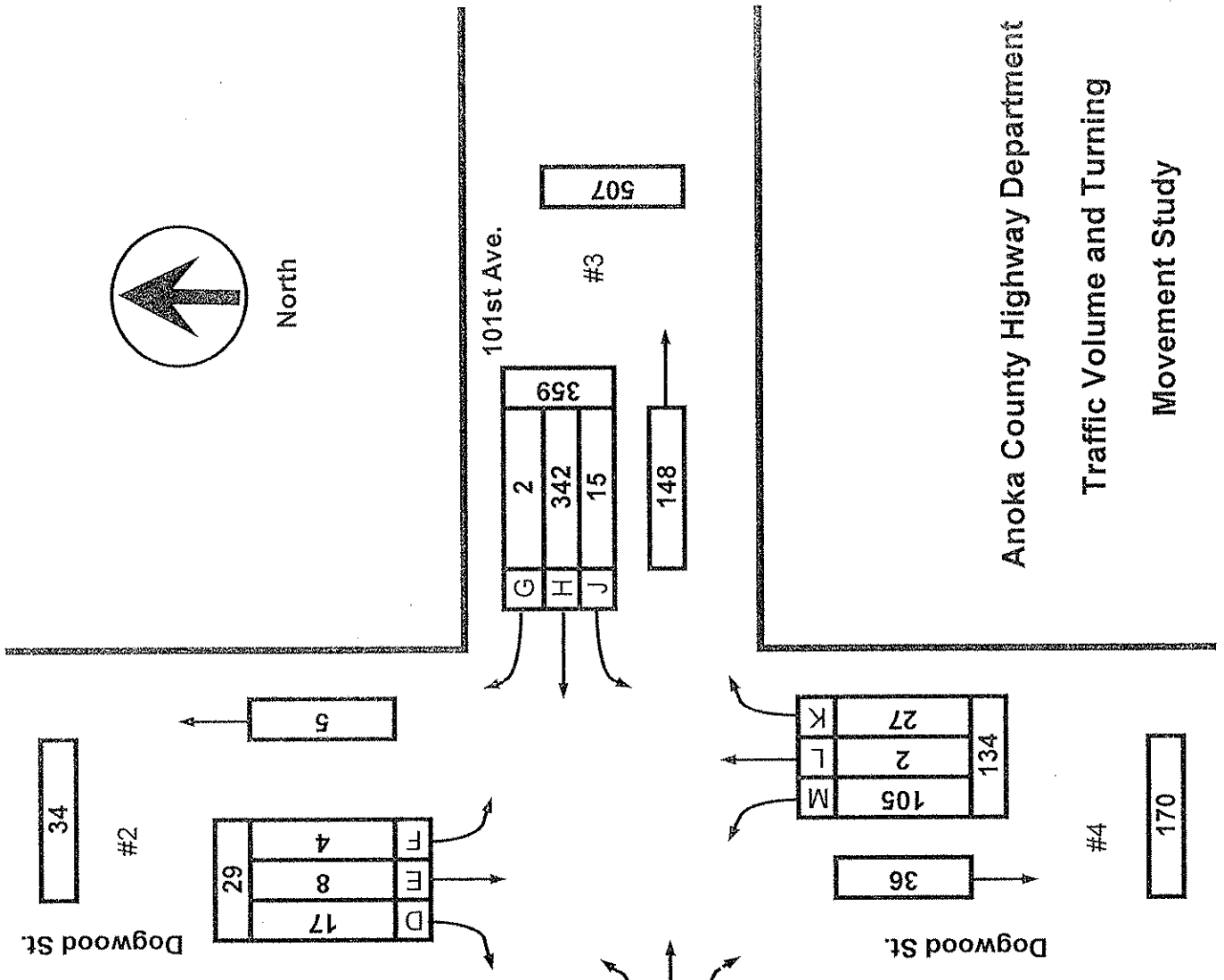
	EXISTING LANES OF APPROACH			TOTAL
	RIGHT TURN LANE	LEFT TURN LANE	THRU LANES	
#1	0	0	2	2
#2	0	0	1	1
#3	0	0	2	2
#4	1	1	0	2

Anoka County Highway Department
 Traffic Volume and Turning
 Movement Study

Date : 08/09/12
 Count Number : TMC1237
 Location : 101st Ave.
 @ Dogwood St.
 Collection Period : AM PEAK
 Hour : 7:00 AM - 8:00 AM




North



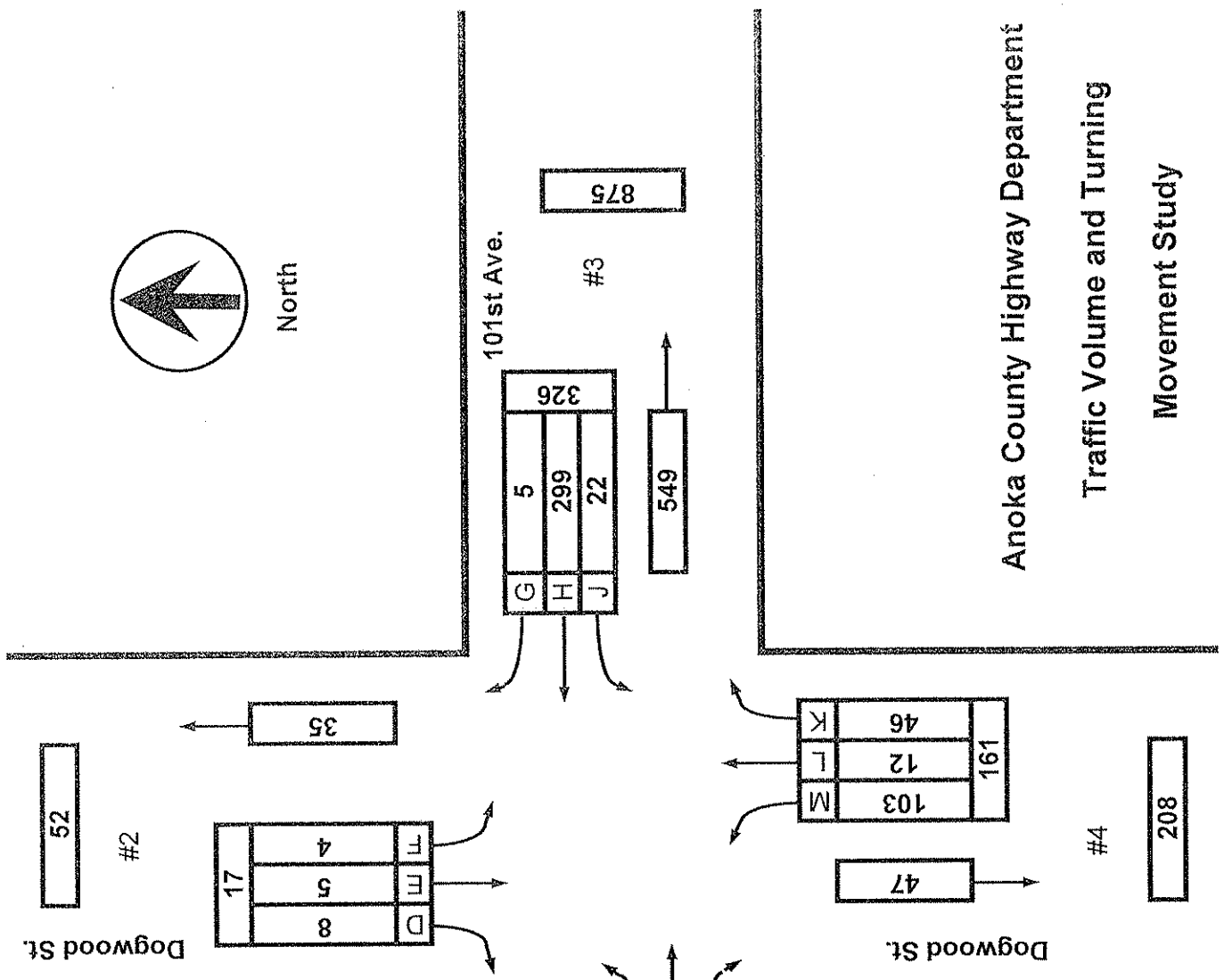
	EXISTING LANES OF APPROACH			TOTAL
	RIGHT TURN LANE	LEFT TURN LANE	THRU LANES	
#1	0	0	2	2
#2	0	0	1	1
#3	0	0	2	2
#4	1	1	0	2

Anoka County Highway Department
 Traffic Volume and Turning
 Movement Study

Date : 08/08/12
 Count Number : TMC1237
 Location : 101st Ave.
 @ Dogwood St.
 Collection Period : PM PEAK
 Hour : 4:30 PM - 5:30 PM



North



	EXISTING LANES OF APPROACH			TOTAL
	RIGHT TURN LANE	LEFT TURN LANE	THRU LANES	
#1	0	0	2	2
#2	0	0	1	1
#3	0	0	2	2
#4	1	1	0	2

Anoka County Highway Department
 Traffic Volume and Turning
 Movement Study



Anoka County Highway Department

Traffic Engineering Section

Traffic Volume and Turning Movement Study

File Name : TMC1237
 Site Code : 12370202
 Start Date : 08/08/2012
 Page No : 1

Weather: Warm and Sunny
 Counter: DB-400
 Counted by: Sam and Andrea

Groups Printed- Unshifted

Start Time	Dogwood St. Southbound					101st Ave. Westbound					Dogwood St. Northbound					101st Ave. Eastbound					Exclu. Total	Inclu. Total	Int. Total
	Left	Thru	Right	Heavy	App. Total	Left	Thru	Right	Heavy	App. Total	Left	Thru	Right	Heavy	App. Total	Left	Thru	Right	Heavy	App. Total			
06:30	1	0	6	0	7	3	53	1	0	57	22	0	7	4	29	1	24	2	0	27	4	120	124
06:45	0	1	1	0	2	6	81	0	0	87	20	0	6	2	26	1	31	2	0	34	2	149	151
Total	1	1	7	0	9	9	134	1	0	144	42	0	13	6	55	2	55	4	0	61	6	269	275
07:00	4	3	9	0	16	4	86	0	2	90	25	0	6	2	31	0	20	4	1	24	5	161	166
07:15	0	3	2	0	5	2	78	0	0	80	30	1	9	5	40	0	31	2	4	33	9	158	167
07:30	0	1	0	0	1	5	96	0	3	101	26	1	6	2	33	0	32	4	2	36	7	171	178
07:45	0	1	6	0	7	4	82	2	2	88	24	0	6	2	30	1	34	3	1	38	5	163	168
Total	4	8	17	0	29	15	342	2	7	359	105	2	27	11	134	1	117	13	8	131	26	653	679
08:00	2	0	0	0	2	4	58	4	3	66	13	0	8	1	21	0	30	5	2	35	6	124	130
08:15	0	1	4	0	5	3	52	1	1	56	17	1	5	1	23	1	38	1	1	40	3	124	127
08:30	0	0	0	0	0	0	0	0	0	0	0	0	0	0	0	0	0	0	0	0	0	0	0
08:45	0	0	0	0	0	0	0	0	0	0	0	0	0	0	0	0	0	0	0	0	0	0	0
Total	2	1	4	0	7	7	110	5	4	122	30	1	13	2	44	1	68	6	3	75	9	248	257
09:00	0	0	0	0	0	0	0	0	0	0	0	0	0	0	0	0	0	0	0	0	0	0	0
09:15	0	0	0	0	0	0	0	0	0	0	0	0	0	0	0	0	0	0	0	0	0	0	0
09:30	0	0	0	0	0	0	0	0	0	0	0	0	0	0	0	0	0	0	0	0	0	0	0
09:45	0	0	0	0	0	0	0	0	0	0	0	0	0	0	0	0	0	0	0	0	0	0	0
Total	0	0	0	0	0	0	0	0	0	0	0	0	0	0	0	0	0	0	0	0	0	0	0
10:00	0	0	0	0	0	0	0	0	0	0	0	0	0	0	0	0	0	0	0	0	0	0	0
10:15	0	0	0	0	0	0	0	0	0	0	0	0	0	0	0	0	0	0	0	0	0	0	0
10:30	0	0	0	0	0	0	0	0	0	0	0	0	0	0	0	0	0	0	0	0	0	0	0
10:45	0	0	0	0	0	0	0	0	0	0	0	0	0	0	0	0	0	0	0	0	0	0	0
Total	0	0	0	0	0	0	0	0	0	0	0	0	0	0	0	0	0	0	0	0	0	0	0
11:00	0	0	0	0	0	0	0	0	0	0	0	0	0	0	0	0	0	0	0	0	0	0	0
11:15	0	0	0	0	0	0	0	0	0	0	0	0	0	0	0	0	0	0	0	0	0	0	0
11:30	0	0	0	0	0	0	0	0	0	0	0	0	0	0	0	0	0	0	0	0	0	0	0
11:45	0	0	0	0	0	0	0	0	0	0	0	0	0	0	0	0	0	0	0	0	0	0	0
Total	0	0	0	0	0	0	0	0	0	0	0	0	0	0	0	0	0	0	0	0	0	0	0
12:00	0	0	0	0	0	0	0	0	0	0	0	0	0	0	0	0	0	0	0	0	0	0	0
12:15	0	0	0	0	0	0	0	0	0	0	0	0	0	0	0	0	0	0	0	0	0	0	0
12:30	0	0	0	0	0	0	0	0	0	0	0	0	0	0	0	0	0	0	0	0	0	0	0
12:45	0	0	0	0	0	0	0	0	0	0	0	0	0	0	0	0	0	0	0	0	0	0	0
Total	0	0	0	0	0	0	0	0	0	0	0	0	0	0	0	0	0	0	0	0	0	0	0
13:00	0	0	0	0	0	0	0	0	0	0	0	0	0	0	0	0	0	0	0	0	0	0	0
13:15	0	0	0	0	0	0	0	0	0	0	0	0	0	0	0	0	0	0	0	0	0	0	0
13:30	0	0	0	0	0	0	0	0	0	0	0	0	0	0	0	0	0	0	0	0	0	0	0
13:45	0	0	0	0	0	0	0	0	0	0	0	0	0	0	0	0	0	0	0	0	0	0	0
Total	0	0	0	0	0	0	0	0	0	0	0	0	0	0	0	0	0	0	0	0	0	0	0
14:00	0	0	0	0	0	0	0	0	0	0	0	0	0	0	0	0	0	0	0	0	0	0	0
14:15	0	0	0	0	0	0	0	0	0	0	0	0	0	0	0	0	0	0	0	0	0	0	0
14:30	0	0	0	0	0	0	0	0	0	0	0	0	0	0	0	0	0	0	0	0	0	0	0
14:45	0	0	0	0	0	0	0	0	0	0	0	0	0	0	0	0	0	0	0	0	0	0	0
Total	0	0	0	0	0	0	0	0	0	0	0	0	0	0	0	0	0	0	0	0	0	0	0
15:00	0	0	0	0	0	0	0	0	0	0	0	0	0	0	0	0	0	0	0	0	0	0	0
15:15	0	0	0	0	0	0	0	0	0	0	0	0	0	0	0	0	0	0	0	0	0	0	0
15:30	0	0	0	0	0	0	0	0	0	0	0	0	0	0	0	0	0	0	0	0	0	0	0
15:45	0	0	0	0	0	0	0	0	0	0	0	0	0	0	0	0	0	0	0	0	0	0	0
Total	0	0	0	0	0	0	0	0	0	0	0	0	0	0	0	0	0	0	0	0	0	0	0
16:00	0	0	1	0	1	4	79	3	2	86	26	1	8	0	35	2	80	5	2	87	4	209	213
16:15	2	2	2	0	6	3	78	5	0	86	25	2	9	0	36	2	89	6	0	97	0	225	225
16:30	0	1	3	0	4	2	63	0	0	65	18	4	17	0	39	1	121	5	0	127	0	235	235
16:45	2	2	2	0	6	10	80	3	2	93	26	0	9	1	35	6	134	4	1	144	4	278	282
Total	4	5	8	0	17	19	300	11	4	330	95	7	43	1	145	11	424	20	3	455	8	947	955
17:00	0	0	3	0	3	1	77	1	6	79	20	5	5	1	30	6	120	3	0	129	7	241	248
17:15	2	2	0	0	4	9	79	1	2	89	39	3	15	0	57	5	124	8	0	137	2	287	289
17:30	0	1	1	0	2	3	62	2	1	67	26	2	8	1	36	1	87	5	0	93	2	198	200
17:45	2	0	4	0	6	7	71	1	0	79	15	3	12	0	30	0	104	3	0	107	0	222	222
Total	4	3	8	0	15	20	289	5	9	314	100	13	40	2	153	12	435	19	0	466	11	948	959
18:00	0	0	0	0	0	0	0	0	0	0	0	0	0	0	0	1	45	2	0	48	0	48	48
Grand Total	15	18	44	0	77	70	1175	24	24	1269	372	23	136	22	531	28	1144	64	14	1236	60	3113	3173
Apprch %	19.5	23.4	57.1			5.5	92.6	1.9			70.1	4.3	25.6			2.3	92.6	5.2			1.9	98.1	
Total %	0.5	0.6	1.4		2.5	2.2	37.7	0.8		40.8	11.9	0.7	4.4		17.1	0.9	36.7	2.1		39.7	1.9	98.1	

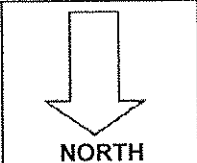
Anoka County Highway Department

Traffic Engineering Section

Traffic Volume and Turning Movement Study

Start Time	Dogwood St. Southbound				101st Ave. Westbound				Dogwood St. Northbound				101st Ave. Eastbound				Int. Total
	Left	Thru	Right	App. Total	Left	Thru	Right	App. Total	Left	Thru	Right	App. Total	Left	Thru	Right	App. Total	
Peak Hour Analysis From 06:30 to 11:45 - Peak 1 of 1																	
Peak Hour for Entire Intersection Begins at 07:00																	
07:00	4	3	9	16	4	86	0	90	25	0	6	31	0	20	4	24	161
07:15	0	3	2	5	2	78	0	80	30	1	9	40	0	31	2	33	158
07:30	0	1	0	1	5	96	0	101	26	1	6	33	0	32	4	36	171
07:45	0	1	6	7	4	82	2	88	24	0	6	30	1	34	3	38	163
Total Volume	4	8	17	29	15	342	2	359	105	2	27	134	1	117	13	131	653
% App. Total	13.8	27.6	58.6		4.2	95.3	0.6		78.4	1.5	20.1		0.8	89.3	9.9		
PHF	.250	.667	.472	.453	.750	.891	.250	.889	.875	.500	.750	.838	.250	.860	.813	.862	.955

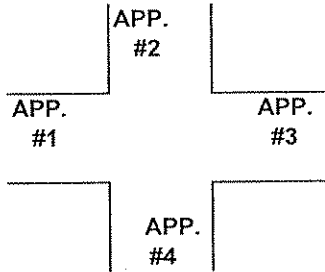
Peak Hour Analysis From 12:00 to 18:00 - Peak 1 of 1																	
Peak Hour for Entire Intersection Begins at 16:30																	
16:30	0	1	3	4	2	63	0	65	18	4	17	39	1	121	5	127	235
16:45	2	2	2	6	10	80	3	93	26	0	9	35	6	134	4	144	278
17:00	0	0	3	3	1	77	1	79	20	5	5	30	6	120	3	129	241
17:15	2	2	0	4	9	79	1	89	39	3	15	57	5	124	8	137	287
Total Volume	4	5	8	17	22	299	5	326	103	12	46	161	18	499	20	537	1041
% App. Total	23.5	29.4	47.1		6.7	91.7	1.5		64	7.5	28.6		3.4	92.9	3.7		
PHF	.500	.625	.667	.708	.550	.934	.417	.876	.660	.600	.676	.706	.750	.931	.625	.932	.907



COUNT LOCATION: 101st Ave.
@ Dogwood St.

DATE: 08/09/2012

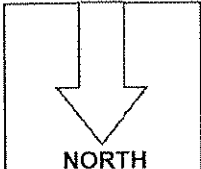
- APP. #1 = 101st Ave.
- APP. #2 = Dogwood St.
- APP. #3 = 101st Ave.
- APP. #4 = Dogwood St.



- HEAVY VEHICLE- ANY VEHICLE HAVING MORE THAN FOUR TIRES TOUCHING THE PAVEMENT
- A. TRUCKS- A HEAVY VEHICLE INVOLVED PRIMARILY IN THE TRANSPORT OF GOODS OR IN THE DELIVERY OF A SERVICE.
 - B. RV- A HEAVY VEHICLE OPERATED BY A PRIVATE MOTORIST AND INVOLVED IN THE TRANSPORT OF RECREATIONAL EQUIPMENT OR FACILITIES.
 - C. BUSES- A HEAVY VEHICLE INVOLVED IN THE TRANSPORTATION OF GROUPS OF PEOPLE.

TIME	PEDESTRIANS					HEAVY VEHICLES		
	APP. #1	APP. #2	APP. #3	APP. #4	15 MIN TOT	TRUCKS	RV	BUS
6:00-6:15AM								
6:15-6:30								
6:30-6:45						4		
6:45-7:00						2		
HOURLY TOTAL						HOURLY TOTAL		6
7:00-7:15						4		2
7:15-7:30				3	3	7		
7:30-7:45						6		1
7:45-8:00			1		1	6		
HOURLY TOTAL					4	HOURLY TOTAL		26
8:00-8:15	1		1		2	3		3
8:15-8:30	1			1	2	3		
8:30-8:45								
8:45-9:00								
HOURLY TOTAL					4	HOURLY TOTAL		9
9:00-9:15								
9:15-9:30								
9:30-9:45								
9:45-10:00								
HOURLY TOTAL						HOURLY TOTAL		
10:00-10:15								
10:15-10:30								
10:30-10:45								
10:45-11:00								
HOURLY TOTAL						HOURLY TOTAL		
11:00-11:15								
11:15-11:30								
11:30-11:45								
11:45-12:00								
HOURLY TOTAL						HOURLY TOTAL		
12:00-12:15								
12:15-12:30								
12:30-12:45								
12:45-1:00								
HOURLY TOTAL						HOURLY TOTAL		
1:00-1:15								
1:15-1:30								
1:30-1:45								
1:45-2:00								
HOURLY TOTAL						HOURLY TOTAL		
					TOTAL	8	TOTAL	41

1
2
3
4
5
6
7
8
9
10
11
12
13
14
15
16
17
18
19
20
21
22
23
24
25
26
27
28
29
30
31
32



COUNT LOCATION:

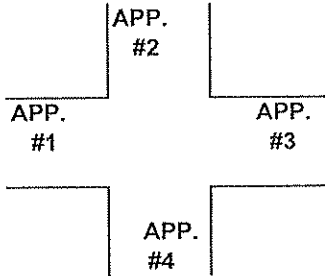
101st Ave.

DATE:

08/08/2012

@ Dogwood St.

APP. #1 = 101st Ave.
APP. #2 = Dogwood St.
APP. #3 = 101st Ave.
APP. #4 = Dogwood St.



- HEAVY VEHICLE- ANY VEHICLE HAVING MORE THAN FOUR TIRES TOUCHING THE PAVEMENT
- A. TRUCKS- A HEAVY VEHICLE INVOLVED PRIMARILY IN THE TRANSPORT OF GOODS OR IN THE DELIVERY OF A SERVICE.
 - B. RV- A HEAVY VEHICLE OPERATED BY A PRIVATE MOTORIST AND INVOLVED IN THE TRANSPORT OF RECREATIONAL EQUIPMENT OR FACILITIES.
 - C. BUSES- A HEAVY VEHICLE INVOLVED IN THE TRANSPORTATION OF GROUPS OF PEOPLE.

TIME	PEDESTRIANS					HEAVY VEHICLES		
	APP. #1	APP. #2	APP. #3	APP. #4	15 MIN TOT	TRUCKS	RV	BUS
2:00-2:15PM								
2:15-2:30								
2:30-2:45								
2:45-3:00								
HOURLY TOTAL						HOURLY TOTAL		
3:00-3:15								
3:15-3:30								
3:30-3:45								
3:45-4:00								
HOURLY TOTAL						HOURLY TOTAL		
4:00-4:15	1			1	2	4		
4:15-4:30			2	2	4			
4:30-4:45			1		1	1		
4:45-5:00	1				1	2		1
HOURLY TOTAL					8	HOURLY TOTAL		8
5:00-5:15						6		1
5:15-5:30	1			1	2	2		
5:30-5:45				1	1	2		
5:45-6:00								
HOURLY TOTAL					3	HOURLY TOTAL		11
6:00-6:15								
6:15-6:30								
6:30-6:45								
6:45-7:00								
HOURLY TOTAL						HOURLY TOTAL		
7:00-7:15								
7:15-7:30								
7:30-7:45								
7:45-8:00								
HOURLY TOTAL						HOURLY TOTAL		
8:00-8:15								
8:15-8:30								
8:30-8:45								
8:45-9:00								
HOURLY TOTAL						HOURLY TOTAL		
9:00-9:15								
9:15-9:30								
9:30-9:45								
9:45-10:00								
HOURLY TOTAL						HOURLY TOTAL		
					TOTAL		TOTAL	60
					19			

1
2
3
4
5
6
7
8
9
10
11
12
13
14
15
16
17
18
19
20
21
22
23
24
25
26
27
28
29
30
31
32