


Date : 08/15/12

Count Number : TMC1239

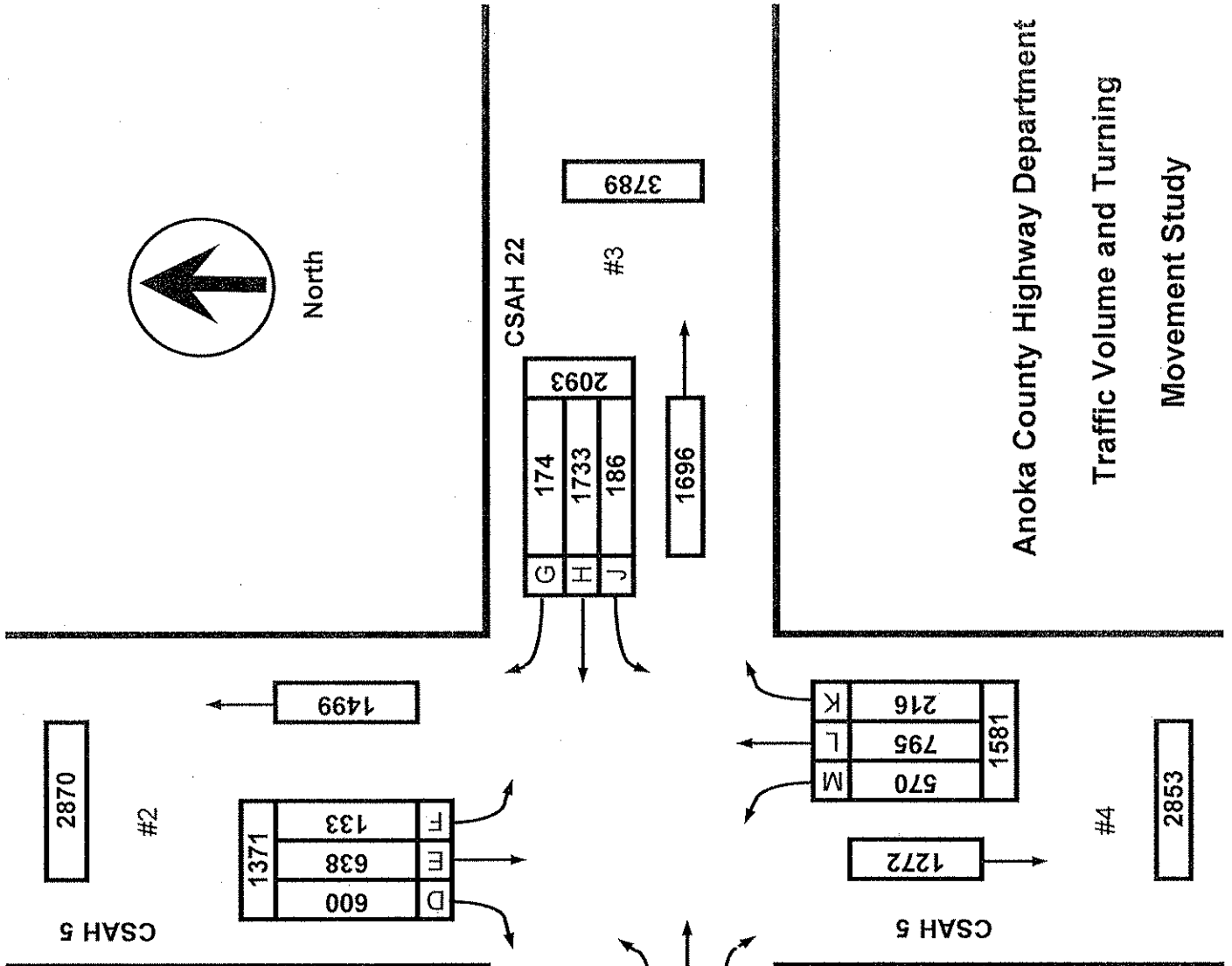
Location : CSAH 22 (Viking Blvd.)

@ CSAH 5 (Nowthen Blvd.)

Collection Period : 6:00 AM - 10:00 PM



North



EXISTING LANES OF APPROACH				
	RIGHT TURN LANE	LEFT TURN LANE	THRU LANES	TOTAL
#1	1	0	1	2
#2	1	0	1	2
#3	1	0	1	2
#4	1	0	1	2

Anoka County Highway Department
 Traffic Volume and Turning
 Movement Study

2853

2870

1371	D	600
133	M	638
	T	133

174	G
1733	H
186	J
2093	

2325	A	448
1347	B	1347
530	C	530

570	M	1581
795	L	795
216	K	216

2903

5228

1696

1272

3789

#2

#1

#3

#4

CSAH 5

CSAH 22

CSAH 5

CSAH 22

Date : 08/15/12


Count Number : TMC1239

Location : CSAH 22 (Viking Blvd.)

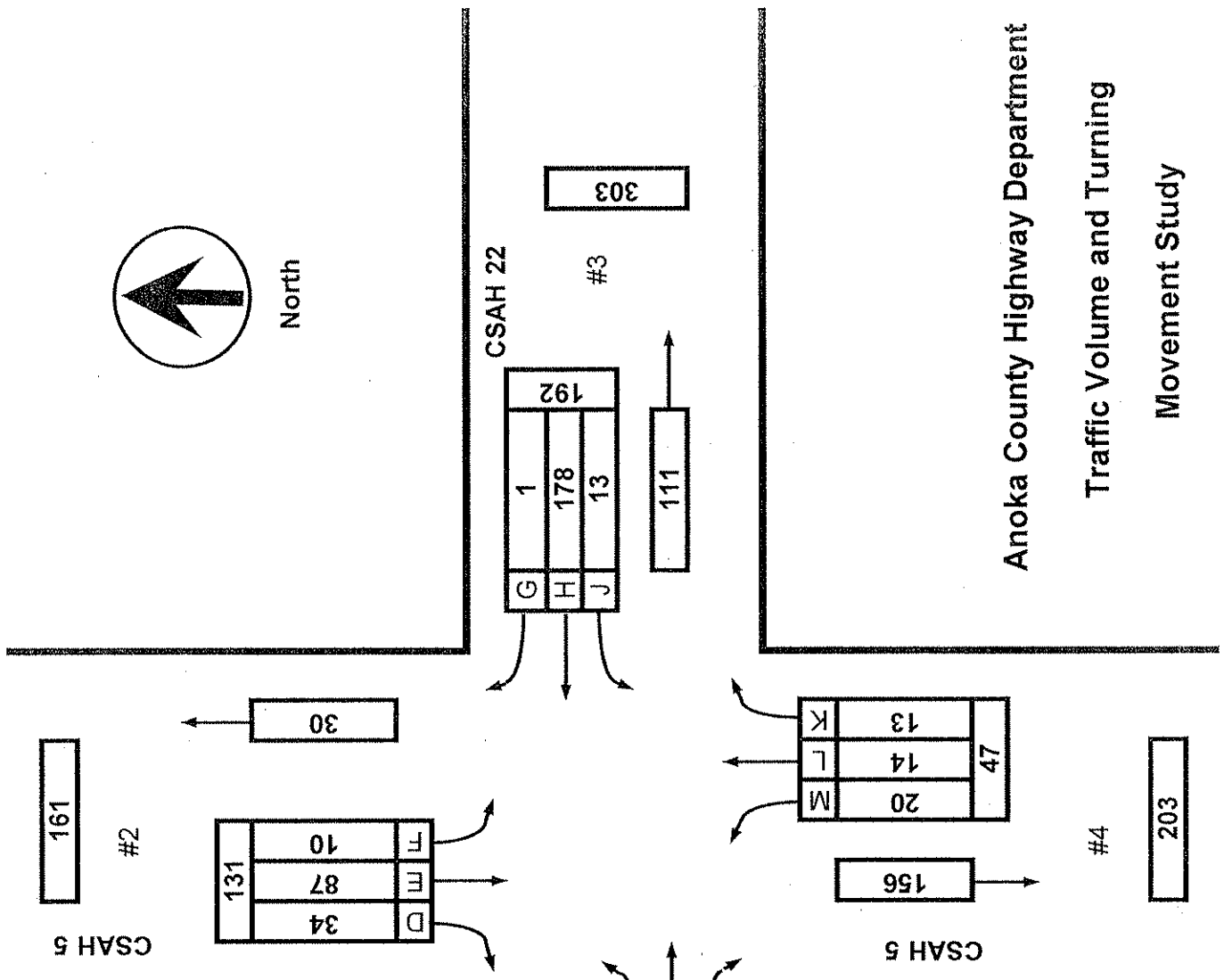
@ CSAH 5 (Nowthen Blvd.)

Collection Period : AM PEAK

Hour : 6:15 AM - 7:15 AM



North



	EXISTING LANES OF APPROACH			TOTAL
	RIGHT TURN LANE	LEFT TURN LANE	THRU LANES	
#1	1	0	1	2
#2	1	0	1	2
#3	1	0	1	2
#4	1	0	1	2

Anoka County Highway Department

Traffic Volume and Turning

Movement Study

Date : 08/14/12

Count Number : TMC1239

Location : CSAH 22 (Viking Blvd.)

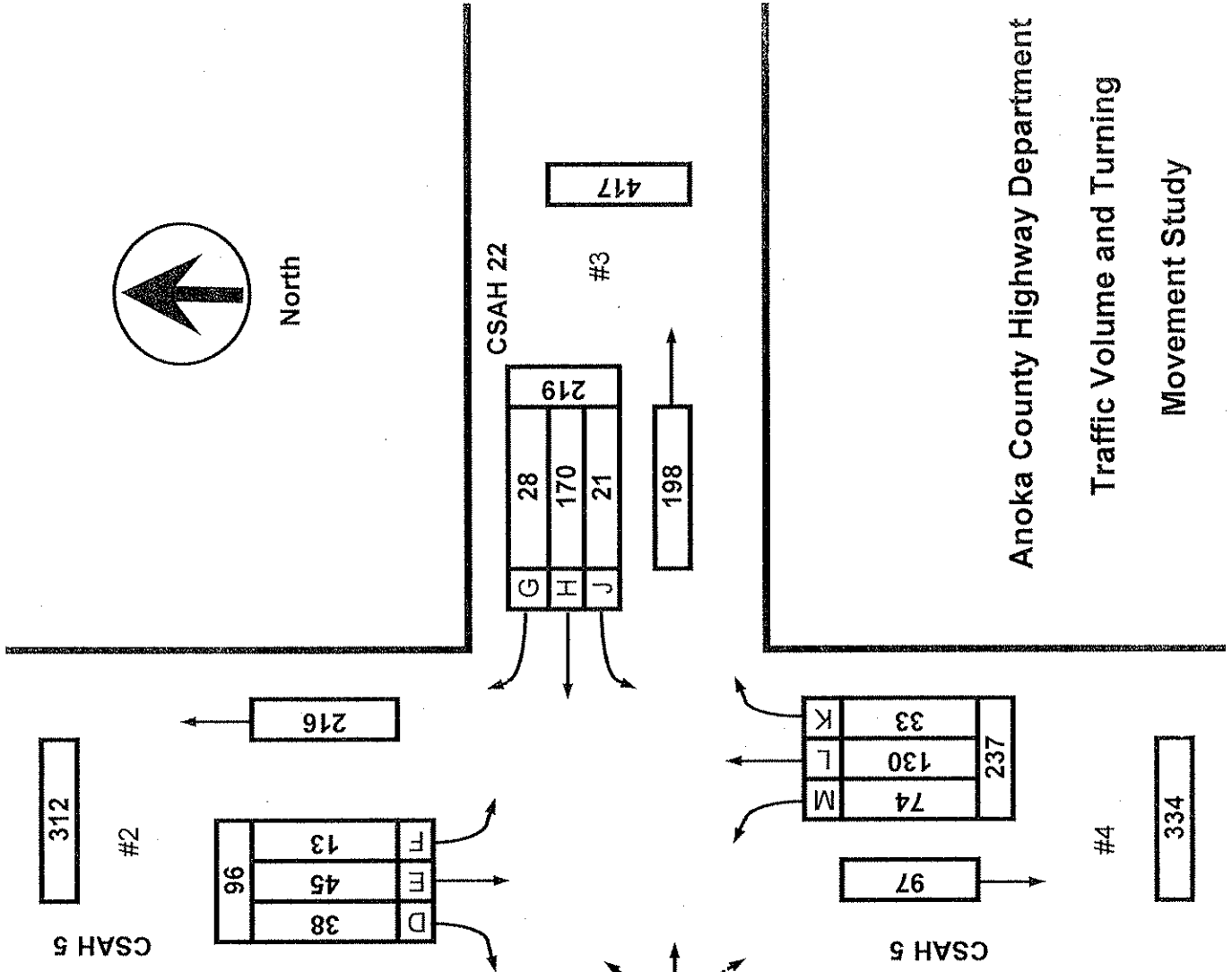
@ CSAH 5 (Nowthen Blvd.)

Collection Period : PM PEAK

Hour : 4:30 PM - 5:30 PM



North



EXISTING LANES OF APPROACH				TOTAL
RIGHT TURN LANE	LEFT TURN LANE	THRU LANES		
1	0	1	#1	2
1	0	1	#2	2
1	0	1	#3	2
1	0	1	#4	2

Anoka County Highway Department
 Traffic Volume and Turning
 Movement Study



Anoka County Highway Department

Traffic Engineering Section

Traffic Volume and Turning Movement Study

File Name : TMC1239
 Site Code : 12390202
 Start Date : 08/14/2012
 Page No : 1

Weather: Warm and Cloudy
 Counter: DB-400
 Counted by: Reno and Hannah

Groups Printed- Unshifted

Start Time	CSAH 5 Southbound					CSAH 22 Westbound					CSAH 5 Northbound					CSAH 22 Eastbound					Exclu. Total	Inclu. Total	Int. Total
	Left	Thru	Right	Heavys	App. Total	Left	Thru	Right	Heavys	App. Total	Left	Thru	Right	Heavys	App. Total	Left	Thru	Right	Heavys	App. Total			
06:00	2	23	12	4	37	2	35	0	3	37	3	4	1	0	8	1	10	10	2	21	9	103	112
06:15	3	24	3	1	30	3	43	0	4	46	3	4	4	1	11	5	12	14	3	31	9	118	127
06:30	4	27	14	3	45	4	54	0	2	58	8	4	3	3	15	2	31	19	8	52	16	170	186
06:45	2	14	10	4	26	3	44	0	6	47	4	3	3	1	10	5	17	14	4	36	15	119	134
Total	11	88	39	12	138	12	176	0	15	188	18	15	11	5	44	13	70	57	17	140	49	510	559
07:00	1	22	7	1	30	3	37	1	3	41	5	3	3	0	11	3	28	9	5	40	9	122	131
07:15	0	25	11	3	36	2	39	1	2	42	1	6	0	0	7	1	17	11	6	29	11	114	125
07:30	4	13	11	1	28	5	53	0	5	58	7	6	5	0	18	3	15	12	4	30	10	134	144
07:45	5	17	10	0	32	2	41	4	5	47	2	8	5	0	15	3	17	7	2	27	7	121	128
Total	10	77	39	5	126	12	170	6	15	188	15	23	13	0	51	10	77	39	17	126	37	491	528
08:00	5	16	11	5	32	2	37	2	3	41	3	8	4	1	15	2	23	7	8	32	17	120	137
08:15	1	16	8	1	25	4	29	2	2	35	6	9	2	7	17	3	9	10	4	22	14	99	113
08:30	3	11	14	1	28	3	25	3	0	31	5	5	4	1	14	6	12	4	2	22	4	95	99
08:45	1	16	6	2	23	2	24	4	3	30	7	5	4	2	16	5	16	4	2	25	9	94	103
Total	10	59	39	9	108	11	115	11	8	137	21	27	14	11	62	16	60	25	16	101	44	408	452
09:00	1	12	10	3	23	2	27	7	7	36	6	1	2	1	9	5	13	6	8	24	19	92	111
09:15	4	10	5	3	19	3	20	4	2	27	3	7	0	0	10	7	12	3	1	22	6	78	84
09:30	3	8	9	1	20	3	29	2	2	34	5	13	1	1	19	4	11	5	1	20	5	93	98
09:45	3	7	5	0	15	3	26	0	1	29	6	9	1	1	16	3	15	11	1	29	3	89	92
Total	11	37	29	7	77	11	102	13	12	126	20	30	4	3	54	19	51	25	11	95	33	352	385
10:00	2	7	6	0	15	6	19	2	1	27	6	8	3	4	17	4	9	7	2	20	7	79	86
10:15	1	5	7	0	13	3	21	4	3	28	12	3	3	3	18	7	22	4	9	33	15	92	107
10:30	1	3	6	0	10	2	17	1	3	20	5	10	3	0	18	9	19	4	3	32	6	80	86
10:45	0	5	11	3	16	3	24	0	2	27	6	8	2	2	16	15	12	5	0	32	7	91	98
Total	4	20	30	3	54	14	81	7	9	102	29	29	11	9	69	35	62	20	14	117	35	342	377
11:00	1	15	15	0	31	6	16	2	2	24	4	9	3	2	16	8	13	3	4	24	8	95	103
11:15	2	4	12	2	18	2	27	0	5	29	8	2	1	2	11	6	22	4	2	32	11	90	101
11:30	1	9	12	0	22	0	14	3	1	17	11	8	7	3	26	7	21	6	3	34	7	99	106
11:45	5	9	7	4	21	1	23	5	1	29	9	9	1	4	19	15	29	7	8	51	17	120	137
Total	9	37	46	6	92	9	80	10	9	99	32	28	12	11	72	36	85	20	17	141	43	404	447
12:00	1	7	12	2	20	3	26	4	3	33	8	12	3	1	23	11	18	7	7	36	13	112	125
12:15	1	8	12	1	21	1	21	2	2	24	3	8	1	1	12	9	20	6	3	35	7	92	99
12:30	1	12	8	0	21	0	20	1	2	21	5	10	2	1	17	8	20	3	0	31	3	90	93
12:45	2	12	7	3	21	2	34	1	1	37	12	14	0	3	26	11	16	5	2	32	9	116	125
Total	5	39	39	6	83	6	101	8	8	115	28	44	6	6	78	39	74	21	12	134	32	410	442
13:00	3	9	12	1	24	2	22	2	3	26	7	4	5	2	16	15	24	8	4	47	10	113	123
13:15	2	6	14	1	22	4	23	3	5	30	5	10	7	0	22	12	20	7	5	39	11	113	124
13:30	1	8	7	1	16	1	21	4	2	26	8	14	3	0	25	4	10	4	2	18	5	85	90
13:45	3	8	12	1	23	0	14	2	2	16	12	8	2	3	22	9	16	5	3	30	9	91	100
Total	9	31	45	4	85	7	80	11	12	98	32	36	17	5	85	40	70	24	14	134	35	402	437
14:00	4	5	18	2	27	6	18	2	2	26	9	11	7	1	27	12	24	8	2	44	7	124	131
14:15	0	11	12	0	23	7	21	3	2	31	3	16	1	1	20	4	32	7	8	43	11	117	128
14:30	1	8	9	1	18	3	24	2	6	29	12	17	2	2	31	6	20	7	3	33	12	111	123
14:45	2	8	10	1	20	0	17	2	2	19	14	16	3	5	33	8	33	5	1	46	9	118	127
Total	7	32	49	4	88	16	80	9	12	105	38	60	13	9	111	30	109	27	14	166	39	470	509
15:00	2	8	14	2	24	5	28	5	4	38	17	15	2	0	34	14	21	12	5	47	11	143	154
15:15	2	9	9	1	20	5	41	5	5	51	16	28	4	0	48	12	35	4	1	51	7	170	177
15:30	0	9	13	0	22	4	26	4	6	34	13	26	3	2	42	14	29	11	3	54	11	152	163
15:45	3	9	11	2	23	1	27	2	3	30	17	32	7	1	56	16	38	9	5	63	11	172	183
Total	7	35	47	5	89	15	122	16	18	153	63	101	16	3	180	56	123	36	14	215	40	637	677
16:00	3	11	9	1	23	4	35	3	4	42	12	21	3	4	36	11	45	7	6	63	15	164	179
16:15	4	10	12	1	26	4	43	1	5	48	24	21	0	1	45	15	33	8	1	56	8	175	183
16:30	3	11	7	0	21	7	47	8	5	62	14	36	7	2	57	14	35	5	2	54	9	194	203
16:45	2	8	8	0	18	4	32	7	2	43	20	38	8	1	66	11	51	8	4	70	7	197	204
Total	12	40	36	2	88	19	157	19	16	195	70	116	18	8	204	51	164	28	13	243	39	730	769
17:00	5	13	11	0	29	5	43	6	5	54	20	27	8	3	55	15	30	3	4	48	12	186	198
17:15	3	13	12	2	28	5	48	7	2	60	20	29	10	1	59	18	36	15	3	69	8	216	224
17:30	4	6	15	0	25	5	27	3	2	35	11	25	7	6	43	20	41	9	3	70	11	173	184
17:45	1	10	18	2	29	3	36	8	0	47	9	25	3	2	37	14	24	4	1	42	5	155	160
Total	13	42	56	4	111	18	154	24	9	196	60	106	28	12	194	67	131	31	11	229	36	730	766



Anoka County Highway Department

Traffic Engineering Section

Traffic Volume and Turning Movement Study

Weather: Warm and Cloudy
 Counter: DB-400
 Counted by: Reno and Hannah

File Name : TMC1239
 Site Code : 12390202
 Start Date : 08/14/2012
 Page No : 2

Groups Printed- Unshifted

Start Time	CSAH 5 Southbound					CSAH 22 Westbound					CSAH 5 Northbound					CSAH 22 Eastbound					Exclu. Total	Inclu. Total	Int. Total
	Left	Thru	Right	Heavy	App. Total	Left	Thru	Right	Heavy	App. Total	Left	Thru	Right	Heavy	App. Total	Left	Thru	Right	Heavy	App. Total			
18:00	3	8	13	0	24	1	33	3	3	37	17	27	4	2	48	13	25	6	3	44	8	153	161
18:15	3	15	7	0	25	0	44	1	2	45	12	22	9	1	43	12	23	8	1	43	4	156	160
18:30	1	4	9	2	14	1	27	7	1	35	15	16	1	1	32	8	26	10	4	44	8	125	133
18:45	1	2	12	0	15	6	13	5	1	24	10	23	5	3	38	7	21	9	1	37	5	114	119
Total	8	29	41	2	78	8	117	16	7	141	54	88	19	7	161	40	95	33	9	168	25	548	573
19:00	4	8	12	1	24	4	20	3	3	27	6	8	5	0	19	9	12	6	3	27	7	97	104
19:15	0	2	6	0	8	3	19	4	1	26	13	13	1	1	27	10	16	5	2	31	4	92	96
19:30	1	8	5	0	14	4	23	3	0	30	9	8	5	1	22	11	22	6	0	39	1	105	106
19:45	0	3	6	0	9	2	19	2	1	23	7	10	4	0	21	10	15	4	1	29	2	82	84
Total	5	21	29	1	55	13	81	12	5	106	35	39	15	2	89	40	65	21	6	126	14	376	390
20:00	5	9	8	0	22	2	19	1	1	22	8	10	2	0	20	6	14	3	1	23	2	87	89
20:15	1	10	3	0	14	3	17	2	0	22	13	13	1	0	27	7	14	3	0	24	0	87	87
20:30	2	5	10	1	17	2	17	0	0	19	7	4	5	1	16	4	14	6	1	24	3	76	79
20:45	1	6	0	0	7	2	18	2	0	22	6	3	1	0	10	4	20	4	2	28	2	67	69
Total	9	30	21	1	60	9	71	5	1	85	34	30	9	1	73	21	62	16	4	99	7	317	324
21:00	1	1	2	0	4	3	12	3	0	18	5	7	2	0	14	4	21	4	0	29	0	65	65
21:15	2	7	7	0	16	0	20	2	1	22	4	10	5	0	19	3	8	6	0	17	1	74	75
21:30	0	7	3	0	10	2	11	2	0	15	3	3	0	0	6	5	10	10	0	25	0	56	56
21:45	0	6	3	0	9	1	3	0	0	4	9	3	3	0	15	5	10	5	2	20	2	48	50
Total	3	21	15	0	39	6	46	7	1	59	21	23	10	0	54	17	49	25	2	91	3	243	246
Grand Total	133	638	600	71	1371	186	1733	174	157	2093	570	795	216	92	1581	530	1347	448	191	2325	511	7370	7881
Apprch %	9.7	46.5	43.8			8.9	82.8	8.3			36.1	50.3	13.7			22.8	57.9	19.3					
Total %	1.8	8.7	8.1		18.6	2.5	23.5	2.4		28.4	7.7	10.8	2.9		21.5	7.2	18.3	6.1		31.5	6.5	93.5	

Start Time	CSAH 5 Southbound				CSAH 22 Westbound				CSAH 5 Northbound				CSAH 22 Eastbound				Int. Total
	Left	Thru	Right	App. Total	Left	Thru	Right	App. Total	Left	Thru	Right	App. Total	Left	Thru	Right	App. Total	
Peak Hour Analysis From 06:00 to 11:45 - Peak 1 of 1																	
Peak Hour for Entire Intersection Begins at 06:15																	
06:15	3	24	3	30	3	43	0	46	3	4	4	11	5	12	14	31	118
06:30	4	27	14	45	4	54	0	58	8	4	3	15	2	31	19	52	170
06:45	2	14	10	26	3	44	0	47	4	3	3	10	5	17	14	36	119
07:00	1	22	7	30	3	37	1	41	5	3	3	11	3	28	9	40	122
Total Volume	10	87	34	131	13	178	1	192	20	14	13	47	15	88	56	159	529
% App. Total	7.6	66.4	26		6.8	92.7	0.5		42.6	29.8	27.7		9.4	55.3	35.2		
PHF	.625	.806	.607	.728	.813	.824	.250	.828	.625	.875	.813	.783	.750	.710	.737	.764	.778

Peak Hour Analysis From 12:00 to 21:45 - Peak 1 of 1																	
Peak Hour for Entire Intersection Begins at 16:30																	
16:30	3	11	7	21	7	47	8	62	14	36	7	57	14	35	5	54	194
16:45	2	8	8	18	4	32	7	43	20	38	8	66	11	51	8	70	197
17:00	5	13	11	29	5	43	6	54	20	27	8	55	15	30	3	48	186
17:15	3	13	12	28	5	48	7	60	20	29	10	59	18	36	15	69	216
Total Volume	13	45	38	96	21	170	28	219	74	130	33	237	58	152	31	241	793
% App. Total	13.5	46.9	39.6		9.6	77.6	12.8		31.2	54.9	13.9		24.1	63.1	12.9		
PHF	.650	.865	.792	.828	.750	.885	.875	.883	.925	.855	.825	.898	.806	.745	.517	.861	.918



**ANOKA COUNTY HIGHWAY
PC-WARRANTS
TRAFFIC SIGNAL WARRANT ANALYSIS**

Study Name : TMC1239
Study Date : 08/20/12
Page No. : 1

Signal Warrants - Summary

Major Street Approaches

Eastbound: CSAH 22
Number of Lanes: 2
85% Speed > 40 MPH.
Total Approach Volume: 2,325

Westbound: CSAH 22
Number of Lanes: 2
85% Speed > 40 MPH.
Total Approach Volume: 2,093

Minor Street Approaches

Northbound: CSAH 5
Number of Lanes: 2

Total Approach Volume: 1,581

Southbound: CSAH 5
Number of Lanes: 2

Total Approach Volume: 1,371

Warrant Summary (Rural values apply.)

- Warrant 1 - Eight Hour Vehicular Volumes Not Satisfied
 - Warrant 1A - Minimum Vehicular Volume Not Satisfied
Required volumes reached for 2 hours, 8 are needed
 - Warrant 1B - Interruption of Continuous Traffic Not Satisfied
Required volumes reached for 0 hours, 8 are needed
 - Warrant 1 A&B - Combination of Warrants Not Satisfied
Required volumes reached for 0 hours, 8 are needed

- Warrant 2 - Four Hour Volumes Not Satisfied
Number of hours (0) volumes exceed minimum < minimum required (4).

- Warrant 3 - Peak Hour Not Satisfied
 - Warrant 3A - Peak Hour Delay Not Satisfied
Approach volumes on minor street don't exceed minimums for any hour. Delay data not evaluated.
 - Warrant 3B - Peak Hour Volumes Not Satisfied
Volumes do not exceed minimums for any hour.

- Warrant 4 - Pedestrian Volumes Not Evaluated

- Warrant 5 - School Crossing Not Evaluated

- Warrant 6 - Coordinated Signal System Not Evaluated

- Warrant 7 - Crash Experience Not Evaluated

- Warrant 8 - Roadway Network Not Evaluated

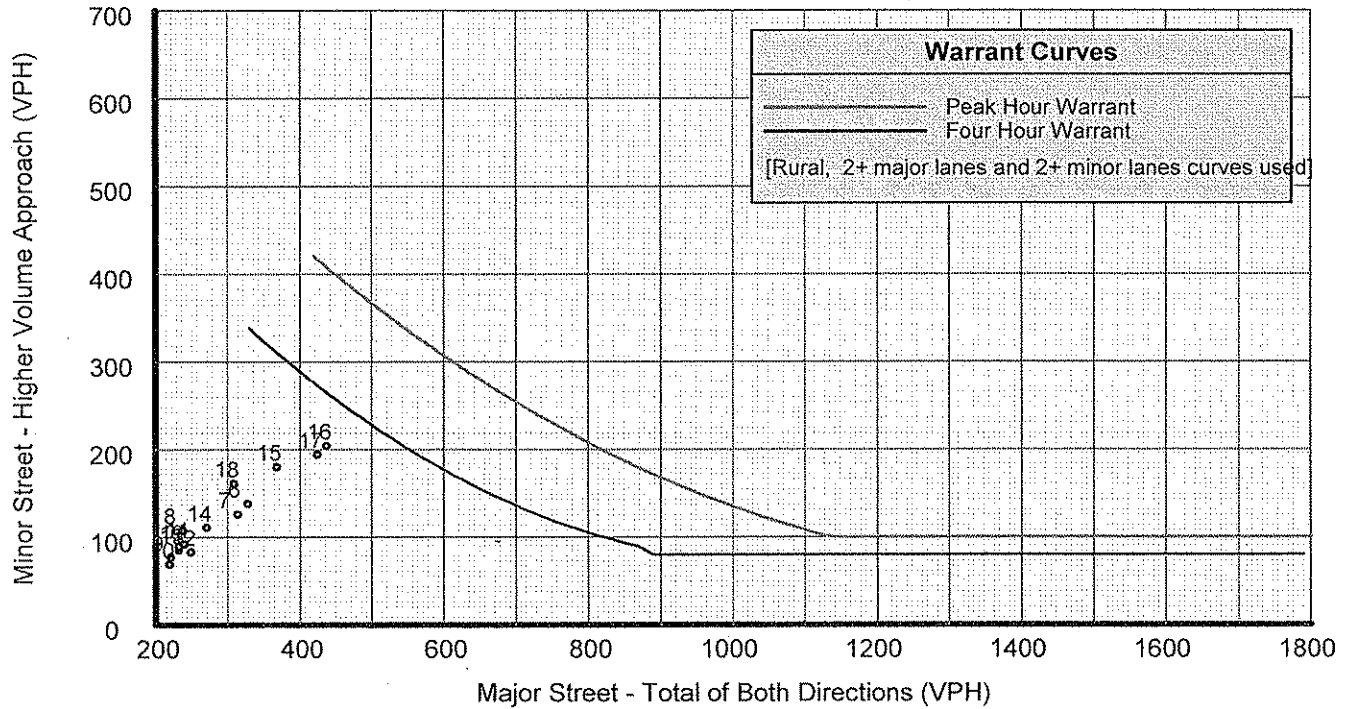
- Warrant 9 - Intersection Near a Grade Crossing Not Evaluated



ANOKA COUNTY HIGHWAY PC-WARRANTS TRAFFIC SIGNAL WARRANT ANALYSIS

Study Name : TMC1239
Study Date : 08/20/12
Page No. : 2

Signal Warrants - Summary



Analysis of 8-Hour Volume Warrants:

Hour Begin	Major Total	Higher Minor		War 1A			War 1B			War 1A&B		
		Vol	Dir	Major Crit	Minor Crit	Meets?	Major Crit	Minor Crit	Meets?	Major Crit	Minor Crit	Meets?
00:00	0	0	NB	420-No	140-No	---	630-No	70-No	---	504-No	112-No	---
01:00	0	0	NB	420-No	140-No	---	630-No	70-No	---	504-No	112-No	---
02:00	0	0	NB	420-No	140-No	---	630-No	70-No	---	504-No	112-No	---
03:00	0	0	NB	420-No	140-No	---	630-No	70-No	---	504-No	112-No	---
04:00	0	0	NB	420-No	140-No	---	630-No	70-No	---	504-No	112-No	---
05:00	0	0	NB	420-No	140-No	---	630-No	70-No	---	504-No	112-No	---
06:00	328	138	SB	420-No	140-No	---	630-No	70-Yes	Minor	504-No	112-Yes	Minor
07:00	314	126	SB	420-No	140-No	---	630-No	70-Yes	Minor	504-No	112-Yes	Minor
08:00	238	108	SB	420-No	140-No	---	630-No	70-Yes	Minor	504-No	112-No	---
09:00	221	77	SB	420-No	140-No	---	630-No	70-Yes	Minor	504-No	112-No	---
10:00	219	69	NB	420-No	140-No	---	630-No	70-No	---	504-No	112-No	---
11:00	240	92	SB	420-No	140-No	---	630-No	70-Yes	Minor	504-No	112-No	---
12:00	249	83	SB	420-No	140-No	---	630-No	70-Yes	Minor	504-No	112-No	---
13:00	232	85	NB	420-No	140-No	---	630-No	70-Yes	Minor	504-No	112-No	---
14:00	271	111	NB	420-No	140-No	---	630-No	70-Yes	Minor	504-No	112-No	---
15:00	368	180	NB	420-No	140-Yes	Minor	630-No	70-Yes	Minor	504-No	112-Yes	Minor
16:00	438	204	NB	420-Yes	140-Yes	Both	630-No	70-Yes	Minor	504-No	112-Yes	Minor
17:00	425	194	NB	420-Yes	140-Yes	Both	630-No	70-Yes	Minor	504-No	112-Yes	Minor
18:00	309	161	NB	420-No	140-Yes	Minor	630-No	70-Yes	Minor	504-No	112-Yes	Minor
19:00	232	89	NB	420-No	140-No	---	630-No	70-Yes	Minor	504-No	112-No	---
20:00	184	73	NB	420-No	140-No	---	630-No	70-Yes	Minor	504-No	112-No	---
21:00	150	54	NB	420-No	140-No	---	630-No	70-No	---	504-No	112-No	---
22:00	0	0	NB	420-No	140-No	---	630-No	70-No	---	504-No	112-No	---
23:00	0	0	NB	420-No	140-No	---	630-No	70-No	---	504-No	112-No	---



**ANOKA COUNTY HIGHWAY
PC-WARRANTS
TRAFFIC SIGNAL WARRANT ANALYSIS**

Study Name : TMC1239
Study Date : 08/20/12
Page No. : 1

Multi-Way Stop Warrant Report

Major Street Approaches

Eastbound: CSAH 22
Total Approach Volume: 2,325
85% Speed > 40 MPH.

Westbound: CSAH 22
Total Approach Volume: 2,093
85% Speed > 40 MPH.

Minor Street Approaches

Northbound: CSAH 5
Total Approach Volume: 1,581

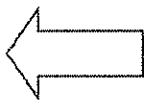
Southbound: CSAH 5
Total Approach Volume: 1,371

Warrant Summary

- Criteria A - Interim Measure** Not Evaluated
If traffic signals are justified, stop signs can be installed as an interim measure.
- Criteria B - Crash Experience** Not Evaluated
- Criteria C - Minimum Volumes and Delays** Satisfied
Delay data not evaluated
Required volumes reached for 12 hours, 8 are needed
- Criteria D - 80% of Volumes, Delays, and Crashes** Not Evaluated
Delay data not evaluated
Number of crashes (-1) is less than the minimum required (4).
Required volumes reached for 0 hours, 8 are needed

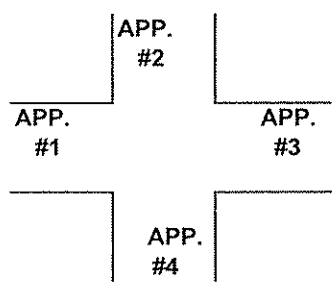
Analysis of 8 Hour Volume Warrants:

Time	Major Total	Minor Total	Crit C			Crit D		
			Major	Minor Crit	Meets?	Major Crit	Minor Crit	Meets?
05:45 - 06:45	245	146	210-Yes	140-Yes	Both	240-Yes	160-No	Major
06:45 - 07:45	323	166	210-Yes	140-Yes	Both	240-Yes	160-Yes	Both
07:45 - 08:45	257	178	210-Yes	140-Yes	Both	240-Yes	160-Yes	Both
10:45 - 11:45	219	156	210-Yes	140-Yes	Both	240-No	160-No	No
11:45 - 12:45	260	154	210-Yes	140-Yes	Both	240-Yes	160-No	Major
12:45 - 13:45	255	172	210-Yes	140-Yes	Both	240-Yes	160-Yes	Both
13:45 - 14:45	252	191	210-Yes	140-Yes	Both	240-Yes	160-Yes	Both
14:45 - 15:45	340	243	210-Yes	140-Yes	Both	240-Yes	160-Yes	Both
15:45 - 16:45	418	287	210-Yes	140-Yes	Both	240-Yes	160-Yes	Both
16:45 - 17:45	449	323	210-Yes	140-Yes	Both	240-Yes	160-Yes	Both
17:45 - 18:45	337	252	210-Yes	140-Yes	Both	240-Yes	160-Yes	Both
18:45 - 19:45	241	167	210-Yes	140-Yes	Both	240-Yes	160-Yes	Both
08:45 - 09:45	218	139	210-Yes	140-No	Major	240-No	160-No	No
09:00 - 10:00	221	131	210-Yes	140-No	Major	240-No	160-No	No
09:30 - 10:30	220	133	210-Yes	140-No	Major	240-No	160-No	No
09:45 - 10:45	218	122	210-Yes	140-No	Major	240-No	160-No	No
10:00 - 11:00	219	123	210-Yes	140-No	Major	240-No	160-No	No
10:15 - 11:15	220	138	210-Yes	140-No	Major	240-No	160-No	No
10:30 - 11:30	220	136	210-Yes	140-No	Major	240-No	160-No	No
00:00 - 01:00	0	0	210-No	140-No	No	240-No	160-No	No
00:15 - 01:15	0	0	210-No	140-No	No	240-No	160-No	No
00:30 - 01:30	0	0	210-No	140-No	No	240-No	160-No	No
00:45 - 01:45	0	0	210-No	140-No	No	240-No	160-No	No
01:00 - 02:00	0	0	210-No	140-No	No	240-No	160-No	No



COUNT LOCATION: CSAH 22 (Viking Blvd.) DATE: 08/15/2012
@ CSAH 5 (Nowthen Blvd.)

NORTH
APP. #1 = CSAH 5
APP. #2 = CSAH 22
APP. #3 = CSAH 5
APP. #4 = CSAH 22



HEAVY VEHICLE- ANY VEHICLE HAVING MORE THAN FOUR TIRES TOUCHING THE PAVEMENT

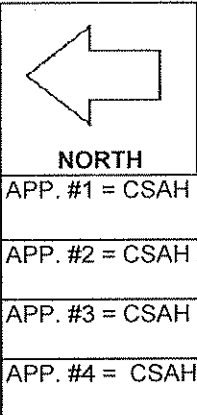
A. TRUCKS- A HEAVY VEHICLE INVOLVED PRIMARILY IN THE TRANSPORT OF GOODS OR IN THE DELIVERY OF A SERVICE.

B. RV- A HEAVY VEHICLE OPERATED BY A PRIVATE MOTORIST AND INVOLVED IN THE TRANSPORT OF RECREATIONAL EQUIPMENT OR FACILITIES.

C. BUSES- A HEAVY VEHICLE INVOLVED IN THE TRANSPORTATION OF GROUPS OF PEOPLE.

TIME	PEDESTRIANS					HEAVY VEHICLES		
	APP. #1	APP. #2	APP. #3	APP. #4	15 MIN TOT	TRUCKS	RV	BUS
6:00-6:15AM						9		
6:15-6:30						9		
6:30-6:45						15		1
6:45-7:00						15		
HOURLY TOTAL						HOURLY TOTAL		49
7:00-7:15						9		
7:15-7:30	1				1	10	1	
7:30-7:45						10		
7:45-8:00						7		
HOURLY TOTAL					1	HOURLY TOTAL		37
8:00-8:15						16		1
8:15-8:30	1				1	13		1
8:30-8:45						3		1
8:45-9:00						7		2
HOURLY TOTAL					1	HOURLY TOTAL		44
9:00-9:15						19		
9:15-9:30						6		
9:30-9:45						5		
9:45-10:00						3		
HOURLY TOTAL						HOURLY TOTAL		33
10:00-10:15						7		
10:15-10:30						15		
10:30-10:45						6		
10:45-11:00						7		
HOURLY TOTAL						HOURLY TOTAL		35
11:00-11:15						7		1
11:15-11:30						11		
11:30-11:45						6	1	
11:45-12:00						16	1	
HOURLY TOTAL						HOURLY TOTAL		43
12:00-12:15						10	3	
12:15-12:30						6		1
12:30-12:45						3		
12:45-1:00						9		
HOURLY TOTAL						HOURLY TOTAL		32
1:00-1:15						10		
1:15-1:30						11		
1:30-1:45						5		
1:45-2:00						8	1	
HOURLY TOTAL						HOURLY TOTAL		35
TOTAL					2	TOTAL		308

1
2
3
4
5
6
7
8
9
10
11
12
13
14
15
16
17
18
19
20
21
22
23
24
25
26
27
28
29
30
31
32



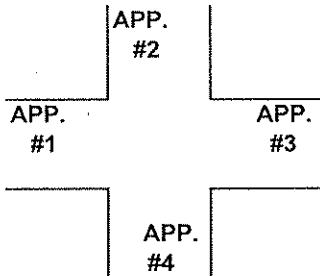
COUNT LOCATION:

CSAH 22 (Viking Blvd.)

DATE:

08/14/2012

@ CSAH 5 (Nowthen Blvd.)



HEAVY VEHICLE- ANY VEHICLE HAVING MORE THAN FOUR TIRES TOUCHING THE PAVEMENT

A. TRUCKS- A HEAVY VEHICLE INVOLVED PRIMARILY IN THE TRANSPORT OF GOODS OR IN THE DELIVERY OF A SERVICE.

B. RV- A HEAVY VEHICLE OPERATED BY A PRIVATE MOTORIST AND INVOLVED IN THE TRANSPORT OF RECREATIONAL EQUIPMENT OR FACILITIES.

C. BUSES- A HEAVY VEHICLE INVOLVED IN THE TRANSPORTATION OF GROUPS OF PEOPLE.

TIME	PEDESTRIANS					HEAVY VEHICLES		
	APP. #1	APP. #2	APP. #3	APP. #4	15 MIN TOT	TRUCKS	RV	BUS
2:00-2:15PM			1		1	6	1	
2:15-2:30			1	1	2	10		1
2:30-2:45						10	2	
2:45-3:00						8	1	
HOURLY TOTAL					3	HOURLY TOTAL		39
3:00-3:15						11		
3:15-3:30						6		1
3:30-3:45						10		1
3:45-4:00						10		1
HOURLY TOTAL						HOURLY TOTAL		40
4:00-4:15						15		
4:15-4:30			2	2	4	8	1	
4:30-4:45				1	1	8		1
4:45-5:00						7		
HOURLY TOTAL					5	HOURLY TOTAL		40
5:00-5:15						10	1	1
5:15-5:30						8		
5:30-5:45						8	2	1
5:45-6:00						6		
HOURLY TOTAL						HOURLY TOTAL		37
6:00-6:15						8		
6:15-6:30						3	1	
6:30-6:45						9		
6:45-7:00						5		
HOURLY TOTAL						HOURLY TOTAL		26
7:00-7:15						7		
7:15-7:30						4		
7:30-7:45				1	1	1		
7:45-8:00				1	1	2		
HOURLY TOTAL					2	HOURLY TOTAL		14
8:00-8:15						2		
8:15-8:30								
8:30-8:45						3		
8:45-9:00						2		
HOURLY TOTAL						HOURLY TOTAL		7
9:00-9:15								
9:15-9:30						1		
9:30-9:45								
9:45-10:00						2		
HOURLY TOTAL						HOURLY TOTAL		3
					TOTAL		TOTAL	514
					12			

1

2

3

4

5

6

7

8

9

10

11

12

13

14

15

16

17

18

19

20

21

22

23

24

25

26

27

28

29

30

31

32