

Date : 11/14/12


Count Number : TMC1240

Location : CSAH 116 (Bunker Lake Blvd.)

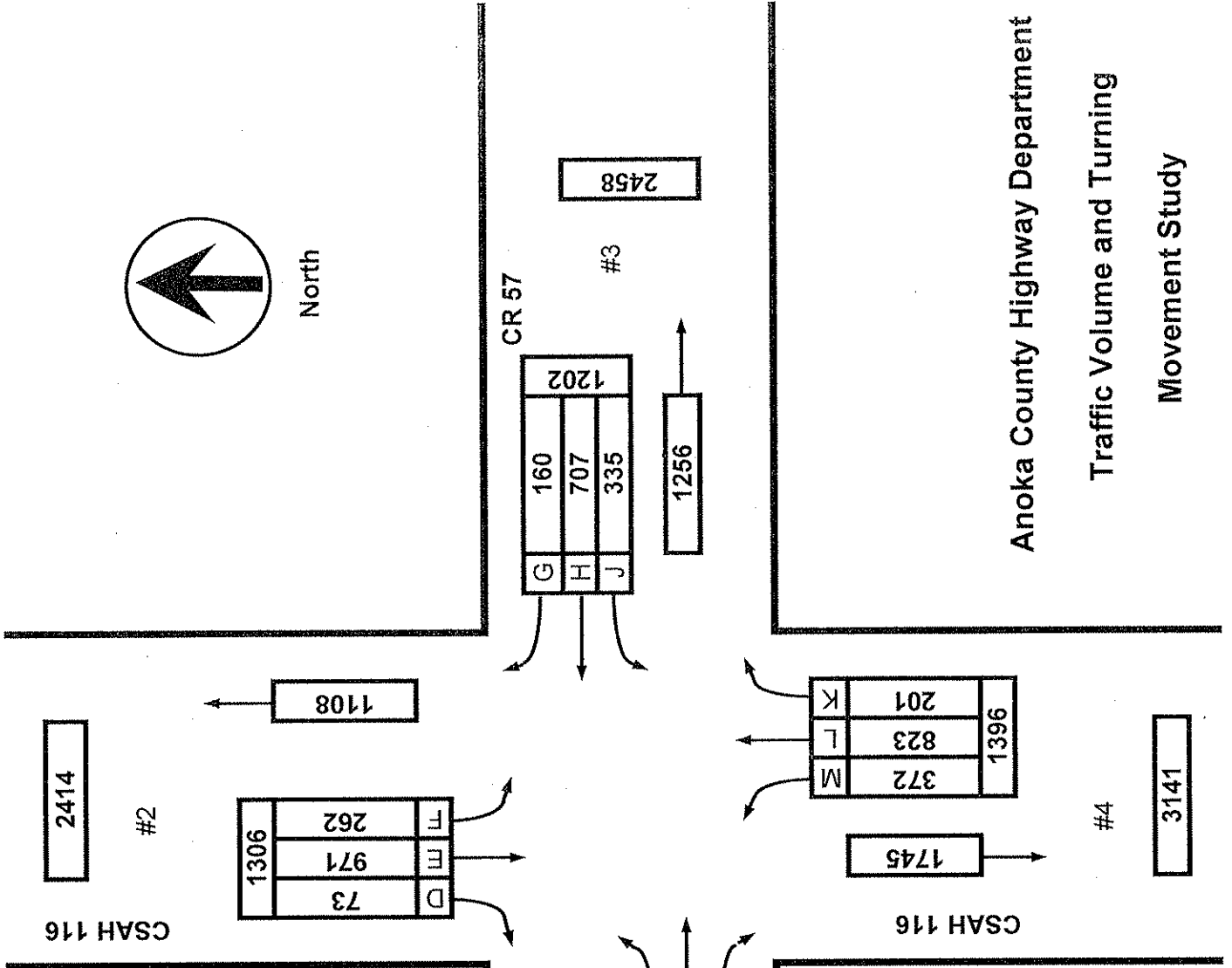
@ CR 57 (Sunfish Lake Blvd.)

Collection Period : PEAK HOURS

6:30 - 8:30 AM & 3:30 - 6:00 PM



North



	EXISTING LANES OF APPROACH			TOTAL
	RIGHT TURN LANE	LEFT TURN LANE	THRU LANES	
#1	1	1	2	4
#2	1	1	2	4
#3	1	1	2	4
#4	1	1	2	4

Anoka County Highway Department
 Traffic Volume and Turning
 Movement Study

Date : 11/14/12


Count Number : TMC1240

Location : CSAH 116 (Bunker Lake Blvd.)

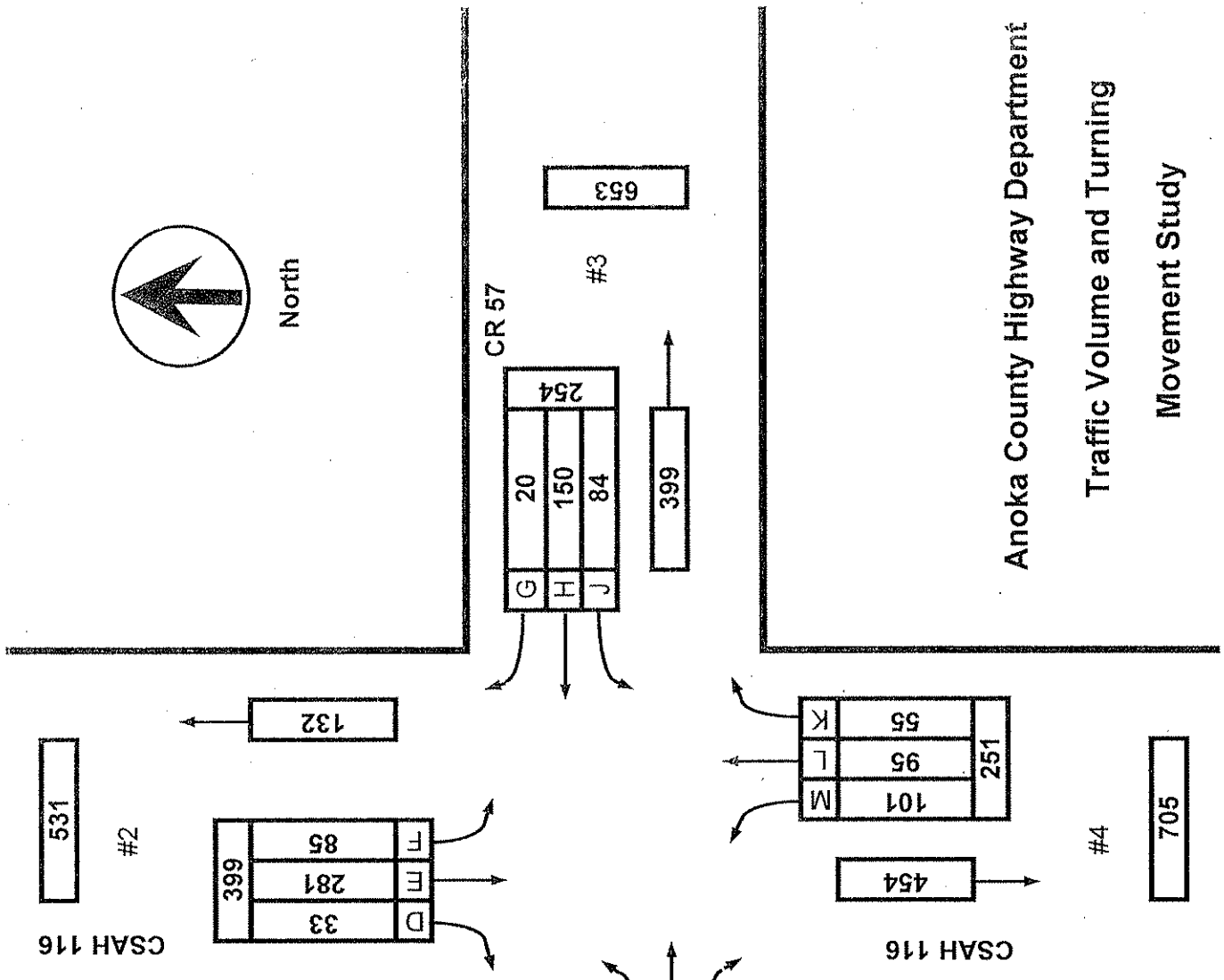
@ CR 57 (Sunfish Lake Blvd.)

Collection Period : AM PEAK

Hour : 7:00 AM - 8:00 AM



North



EXISTING LANES OF APPROACH				TOTAL
	RIGHT TURN LANE	LEFT TURN LANE	THRU LANES	
#1	1	1	2	4
#2	1	1	2	4
#3	1	1	2	4
#4	1	1	2	4

Anoka County Highway Department
 Traffic Volume and Turning
 Movement Study

Date : 11/13/12


Count Number : TMC1240

Location : CSAH 116 (Bunker Lake Blvd.)

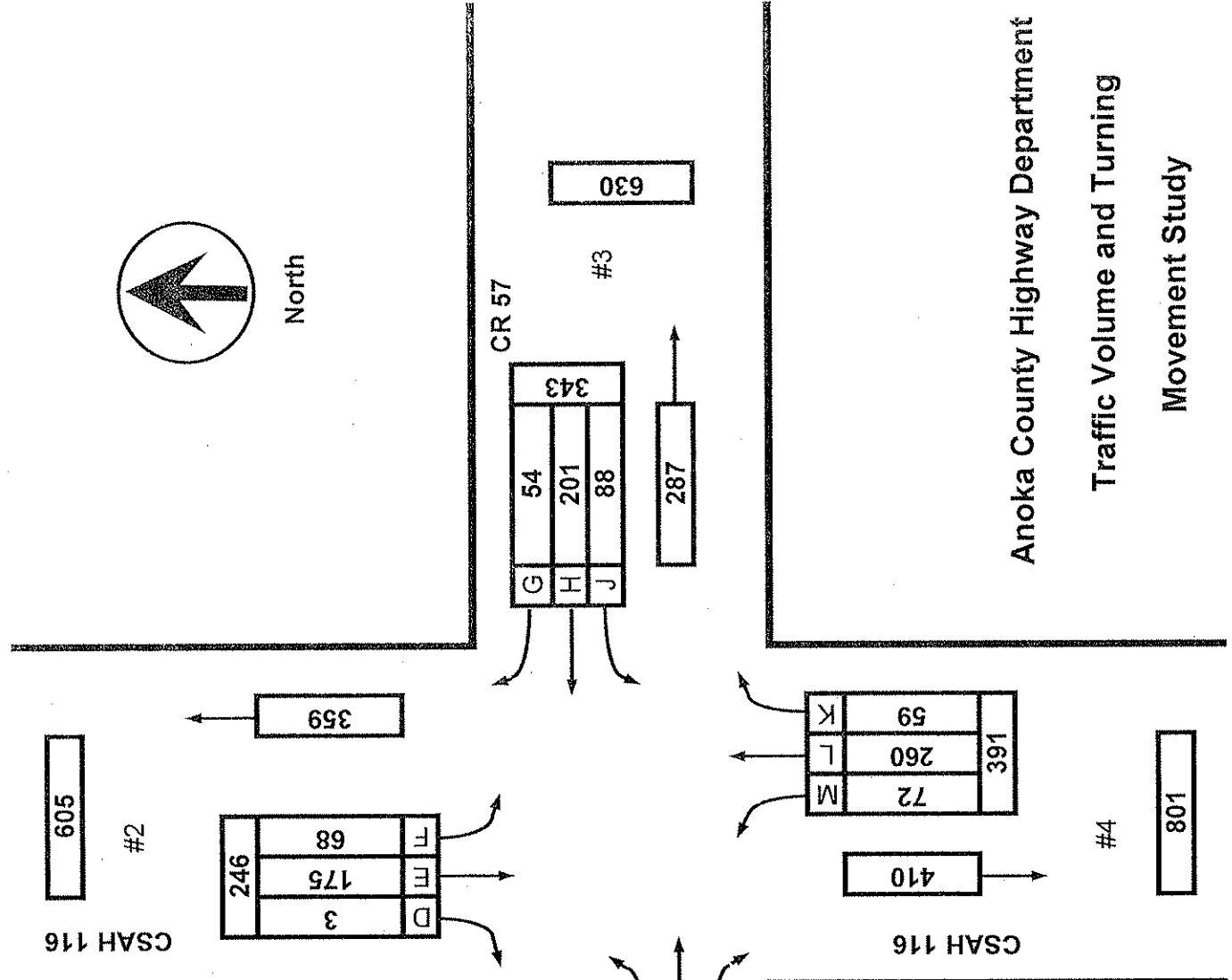
@ CR 57 (Sunfish Lake Blvd.)

Collection Period : PM PEAK

Hour : 4:15 PM - 5:15 PM



North



EXISTING LANES OF APPROACH				
	RIGHT TURN LANE	LEFT TURN LANE	THRU LANES	TOTAL
#1	1	1	2	4
#2	1	1	2	4
#3	1	1	2	4
#4	1	1	2	4

Anoka County Highway Department
 Traffic Volume and Turning
 Movement Study



Anoka County Highway Department

Traffic Engineering Section

Traffic Volume and Turning Movement Study

File Name : TMC1240
 Site Code : 12400202
 Start Date : 11/13/2012
 Page No : 1

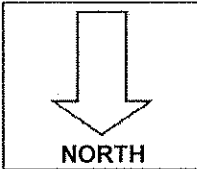
Weather: Cool and Sunny
 Counter: DB-400
 Counted by: Sam and Andrea

Groups Printed- Unshifted

Start Time	CR 57 Southbound					CSAH 116 Westbound					CR 57 Northbound					CSAH 116 Eastbound					Exclu. Total	Inclu. Total	Int. Total
	Left	Thru	Right	Heavy	App. Total	Left	Thru	Right	Heavy	App. Total	Left	Thru	Right	Heavy	App. Total	Left	Thru	Right	Heavy	App. Total			
06:30	13	86	5	2	104	17	11	3	0	31	21	19	3	1	43	3	40	16	9	59	12	237	249
06:45	11	90	7	3	108	20	36	5	3	61	33	31	15	1	79	10	53	7	7	70	14	318	332
Total	24	176	12	5	212	37	47	8	3	92	54	50	18	2	122	13	93	23	16	129	26	555	581
07:00	22	72	2	1	96	20	20	3	1	43	20	18	13	3	51	5	46	21	7	72	12	262	274
07:15	28	92	7	0	127	20	34	8	3	62	25	14	15	4	54	6	64	31	5	101	12	344	356
07:30	12	65	6	2	83	22	43	3	3	68	30	31	16	7	77	6	66	12	7	84	19	312	331
07:45	23	52	18	4	93	22	53	6	2	81	26	32	11	7	69	0	83	25	12	108	25	351	376
Total	85	261	33	7	399	84	150	20	9	254	101	95	55	21	251	17	259	89	31	365	68	1269	1337
08:00	7	52	4	3	63	13	30	6	2	49	24	22	8	1	54	4	37	12	7	53	13	219	232
08:15	7	34	3	4	44	15	22	2	2	39	12	20	6	4	38	2	21	12	3	35	13	156	169
*** BREAK ***																							
Total	14	86	7	7	107	28	52	8	4	88	36	42	14	5	92	6	58	24	10	88	26	375	401
15:30	17	85	5	1	107	24	45	22	8	91	15	63	8	5	86	12	51	45	1	108	15	392	407
15:45	12	32	4	5	48	13	42	6	8	61	22	52	16	5	90	7	28	20	1	55	19	254	273
Total	29	117	9	6	155	37	87	28	16	152	37	115	24	10	176	19	79	65	2	163	34	646	680
16:00	12	40	2	2	54	23	54	13	4	90	24	64	11	2	99	9	51	40	3	100	11	343	354
16:15	12	41	0	3	53	16	34	11	3	61	16	63	15	4	94	11	25	21	3	57	13	265	278
16:30	29	55	2	2	86	27	60	15	3	102	21	75	11	3	107	13	48	52	4	113	12	408	420
16:45	13	32	1	1	46	25	50	10	0	85	15	58	13	3	86	4	38	34	1	76	5	293	298
Total	66	168	5	8	239	91	198	49	10	338	76	260	50	12	386	37	162	147	11	346	41	1309	1350
17:00	14	47	0	1	61	20	57	18	3	95	20	64	20	3	104	17	49	40	1	106	8	366	374
17:15	12	31	1	0	44	12	41	11	1	64	11	67	12	3	90	7	31	27	2	65	6	263	269
17:30	8	36	4	2	48	10	40	10	0	60	11	69	4	4	84	4	30	15	1	49	7	241	248
17:45	10	29	2	0	41	16	35	8	1	59	26	61	4	3	91	5	32	9	2	46	6	237	243
Total	44	143	7	3	194	58	173	47	5	278	68	261	40	13	369	33	142	91	6	266	27	1107	1134
Grand Total	262	971	73	36	1306	335	707	160	47	1202	372	823	201	63	1396	125	793	439	76	1357	222	5261	5483
Apprch %	20.1	74.3	5.6			27.9	58.8	13.3			26.6	59	14.4			9.2	58.4	32.4					
Total %	5	18.5	1.4		24.8	6.4	13.4	3		22.8	7.1	15.6	3.8		26.5	2.4	15.1	8.3		25.8	4	96	

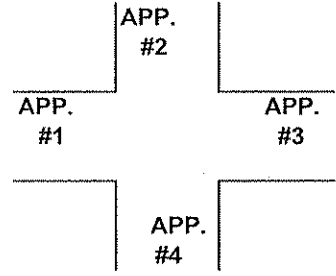
Start Time	CR 57 Southbound					CSAH 116 Westbound					CR 57 Northbound					CSAH 116 Eastbound					Int. Total
	Left	Thru	Right	Heavy	App. Total	Left	Thru	Right	Heavy	App. Total	Left	Thru	Right	Heavy	App. Total	Left	Thru	Right	Heavy	App. Total	
Peak Hour Analysis From 06:30 to 11:45 - Peak 1 of 1																					
Peak Hour for Entire Intersection Begins at 07:00																					
07:00	22	72	2		96	20	20	3		43	20	18	13		51	5	46	21		72	262
07:15	28	92	7		127	20	34	8		62	25	14	15		54	6	64	31		101	344
07:30	12	65	6		83	22	43	3		68	30	31	16		77	6	66	12		84	312
07:45	23	52	18		93	22	53	6		81	26	32	11		69	0	83	25		108	351
Total Volume	85	281	33		399	84	150	20		254	101	95	55		251	17	259	89		365	1289
% App. Total	21.3	70.4	8.3			33.1	59.1	7.9			40.2	37.8	21.9			4.7	71	24.4			
PHF	.759	.764	.458		.785	.955	.708	.625		.784	.842	.742	.859		.815	.708	.780	.718		.845	.904

Peak Hour Analysis From 12:00 to 17:45 - Peak 1 of 1																					
Peak Hour for Entire Intersection Begins at 16:15																					
16:15	12	41	0		53	16	34	11		61	16	63	15		94	11	25	21		57	265
16:30	29	55	2		86	27	60	15		102	21	75	11		107	13	48	52		113	408
16:45	13	32	1		46	25	50	10		85	15	58	13		86	4	38	34		76	293
17:00	14	47	0		61	20	57	18		95	20	64	20		104	17	49	40		106	366
Total Volume	68	175	3		246	88	201	54		343	72	260	59		391	45	160	147		352	1332
% App. Total	27.6	71.1	1.2			25.7	58.6	15.7			18.4	66.5	15.1			12.8	45.5	41.8			
PHF	.586	.795	.375		.715	.815	.838	.750		.841	.857	.867	.738		.914	.662	.816	.707		.779	.816



COUNT LOCATION: CSAH 116 (Bunker Lake Blvd.) **DATE:** 11/14/2012
@ CR 57 (Sunfish Lake Blvd.)

NORTH
APP. #1 = CSAH 116
APP. #2 = CR 57
APP. #3 = CSAH 116
APP. #4 = CR 57



HEAVY VEHICLE- ANY VEHICLE HAVING MORE THAN FOUR TIRES TOUCHING THE PAVEMENT

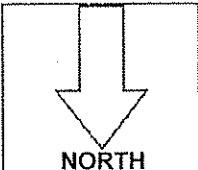
A. TRUCKS- A HEAVY VEHICLE INVOLVED PRIMARILY IN THE TRANSPORT OF GOODS OR IN THE DELIVERY OF A SERVICE.

B. RV- A HEAVY VEHICLE OPERATED BY A PRIVATE MOTORIST AND INVOLVED IN THE TRANSPORT OF RECREATIONAL EQUIPMENT OR FACILITIES.

C. BUSES- A HEAVY VEHICLE INVOLVED IN THE TRANSPORTATION OF GROUPS OF PEOPLE.

TIME	PEDESTRIANS					HEAVY VEHICLES		
	APP. #1	APP. #2	APP. #3	APP. #4	15 MIN TOT	TRUCKS	RV	BUS
6:00-6:15AM								
6:15-6:30								
6:30-6:45						10		2
6:45-7:00						8		6
HOURLY TOTAL						HOURLY TOTAL		26
7:00-7:15						9		3
7:15-7:30						11		1
7:30-7:45						14		4
7:45-8:00				1	1	18		7
HOURLY TOTAL					1	HOURLY TOTAL		67
8:00-8:15						10		3
8:15-8:30						10		3
8:30-8:45								
8:45-9:00								
HOURLY TOTAL						HOURLY TOTAL		26
9:00-9:15								
9:15-9:30								
9:30-9:45								
9:45-10:00								
HOURLY TOTAL						HOURLY TOTAL		
10:00-10:15								
10:15-10:30								
10:30-10:45								
10:45-11:00								
HOURLY TOTAL						HOURLY TOTAL		
11:00-11:15								
11:15-11:30								
11:30-11:45								
11:45-12:00								
HOURLY TOTAL						HOURLY TOTAL		
12:00-12:15								
12:15-12:30								
12:30-12:45								
12:45-1:00								
HOURLY TOTAL						HOURLY TOTAL		
1:00-1:15								
1:15-1:30								
1:30-1:45								
1:45-2:00								
HOURLY TOTAL						HOURLY TOTAL		
TOTAL					1	TOTAL		119

1
2
3
4
5
6
7
8
9
10
11
12
13
14
15
16
17
18
19
20
21
22
23
24
25
26
27
28
29
30
31
32



COUNT LOCATION:

CSAH 116 (Bunker Lake Blvd.)

DATE:

11/13/2012

@ CR 57 (Sunfish Lake Blvd.)

APP. #1 = CSAH 116
APP. #2 = CR 57
APP. #3 = CSAH 116
APP. #4 = CR 57

APP. #2

HEAVY VEHICLE- ANY VEHICLE HAVING MORE THAN FOUR TIRES TOUCHING THE PAVEMENT

APP. #1

APP. #3

A. TRUCKS- A HEAVY VEHICLE INVOLVED PRIMARILY IN THE TRANSPORT OF GOODS OR IN THE DELIVERY OF A SERVICE.

APP. #4

B. RV- A HEAVY VEHICLE OPERATED BY A PRIVATE MOTORIST AND INVOLVED IN THE TRANSPORT OF RECREATIONAL EQUIPMENT OR FACILITIES.

C. BUSES- A HEAVY VEHICLE INVOLVED IN THE TRANSPORTATION OF GROUPS OF PEOPLE.

TIME	PEDESTRIANS					HEAVY VEHICLES		
	APP. #1	APP. #2	APP. #3	APP. #4	15 MIN TOT	TRUCKS	RV	BUS
2:00-2:15PM								
2:15-2:30								
2:30-2:45								
2:45-3:00								
HOURLY TOTAL						HOURLY TOTAL		
3:00-3:15								
3:15-3:30								
3:30-3:45				1	1	15		
3:45-4:00	1				1	17	1	2
HOURLY TOTAL					2	HOURLY TOTAL		35
4:00-4:15						10		2
4:15-4:30						10		3
4:30-4:45			1		1	9	2	1
4:45-5:00						3		2
HOURLY TOTAL					1	HOURLY TOTAL		42
5:00-5:15			1	3	4	8		
5:15-5:30						6		
5:30-5:45						7		
5:45-6:00						5		1
HOURLY TOTAL					4	HOURLY TOTAL		27
6:00-6:15								
6:15-6:30								
6:30-6:45								
6:45-7:00								
HOURLY TOTAL						HOURLY TOTAL		
7:00-7:15								
7:15-7:30								
7:30-7:45								
7:45-8:00								
HOURLY TOTAL						HOURLY TOTAL		
8:00-8:15								
8:15-8:30								
8:30-8:45								
8:45-9:00								
HOURLY TOTAL						HOURLY TOTAL		
9:00-9:15								
9:15-9:30								
9:30-9:45								
9:45-10:00								
HOURLY TOTAL						HOURLY TOTAL		
					TOTAL		TOTAL	223
					8			

1
2
3
4
5
6
7
8
9
10
11
12
13
14
15
16
17
18
19
20
21
22
23
24
25
26
27
28
29
30
31
32