

Date: 11/13/12


Count Number: TMC1241

Location: CSAH 14 (Main St.)

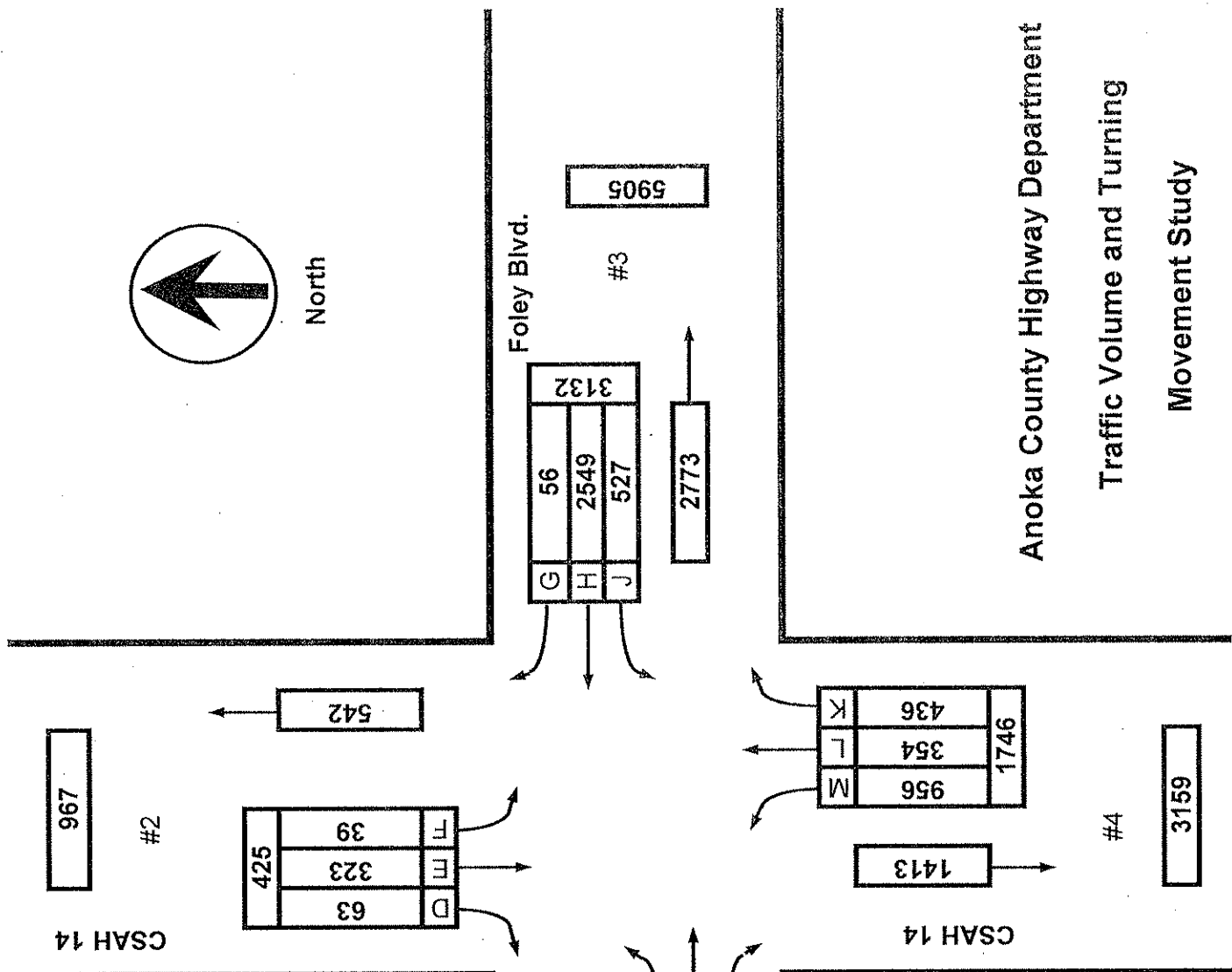
@ Foley Blvd.

Collection Period: PEAK HOURS

6:30 - 8:30 AM & 3:00 - 6:00 PM



North



	EXISTING LANES OF APPROACH			TOTAL
	RIGHT TURN LANE	LEFT TURN LANE	THRU LANES	
#1	1	1	2	4
#2	1	1	1	3
#3	1	1	2	4
#4	1	1	1	3

Anoka County Highway Department  
 Traffic Volume and Turning  
 Movement Study

Date : 11/13/12


Count Number : TMC1241

Location : CSAH 14 (Main St.)

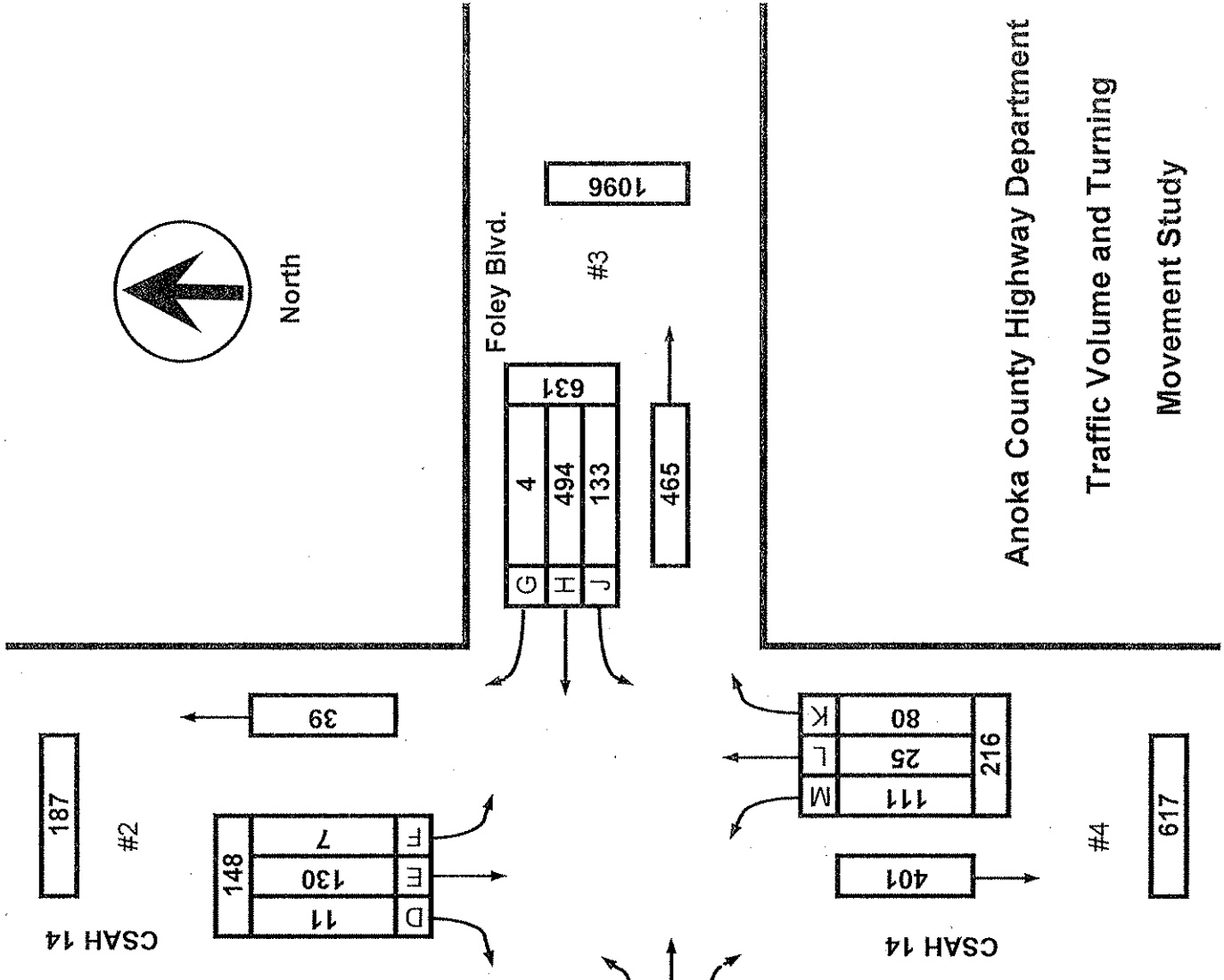
@ Foley Blvd.

Collection Period : AM PEAK

Hour : 7:00 AM - 8:00 AM



North



EXISTING LANES OF APPROACH				
	RIGHT TURN LANE	LEFT TURN LANE	THRU LANES	TOTAL
#1	1	1	2	4
#2	1	1	1	3
#3	1	1	2	4
#4	1	1	1	3

Anoka County Highway Department  
 Traffic Volume and Turning  
 Movement Study

Date: 11/15/12


Count Number: TMC1241

Location: CSAH 14 (Main St.)

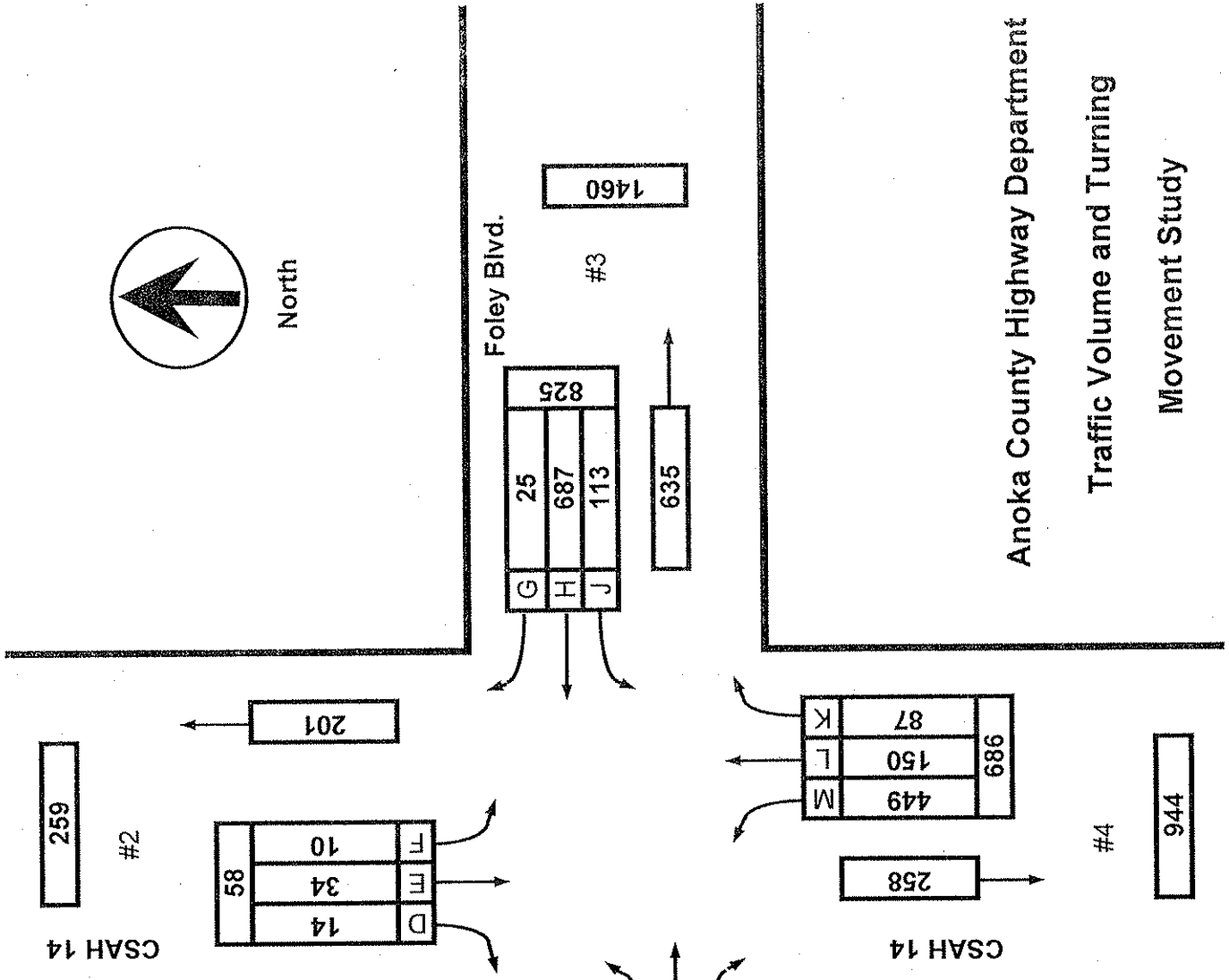
@ Foley Blvd.

Collection Period: PM PEAK

Hour: 5:00 PM - 6:00 PM



North



	EXISTING LANES OF APPROACH			TOTAL
	RIGHT TURN LANE	LEFT TURN LANE	THRU LANES	
#1	1	1	2	4
#2	1	1	1	3
#3	1	1	2	4
#4	1	1	1	3

Anoka County Highway Department  
 Traffic Volume and Turning  
 Movement Study



# Anoka County Highway Department

## Traffic Engineering Section

### Traffic Volume and Turning Movement Study

File Name : TMC1241  
 Site Code : 12410202  
 Start Date : 11/15/2012  
 Page No : 1

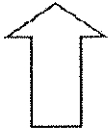
Weather: Cold and Sunny  
 Counter: DB-400  
 Counted by: Sam and Andrea

#### Groups Printed- Unshifted

Start Time	Foley Blvd. Southbound					CSAH 14 Westbound					Foley Blvd. Northbound					CSAH 14 Eastbound					Exclu. Total	Inclu. Total	Int. Total
	Left	Thru	Right	Heavys	App. Total	Left	Thru	Right	Heavys	App. Total	Left	Thru	Right	Heavys	App. Total	Left	Thru	Right	Heavys	App. Total			
06:30	1	25	0	0	26	21	70	1	2	92	17	4	11	0	32	2	73	19	21	94	23	244	267
06:45	1	36	0	1	37	40	70	0	6	110	14	8	16	1	38	3	84	40	20	127	28	312	340
<b>Total</b>	<b>2</b>	<b>61</b>	<b>0</b>	<b>1</b>	<b>63</b>	<b>61</b>	<b>140</b>	<b>1</b>	<b>8</b>	<b>202</b>	<b>31</b>	<b>12</b>	<b>27</b>	<b>1</b>	<b>70</b>	<b>5</b>	<b>157</b>	<b>59</b>	<b>41</b>	<b>221</b>	<b>51</b>	<b>556</b>	<b>607</b>
07:00	1	29	3	2	33	31	104	2	8	137	26	3	22	7	51	1	93	35	12	129	29	350	379
07:15	2	33	4	1	39	37	146	1	12	184	33	7	27	3	67	3	98	38	10	139	26	429	455
07:30	3	37	2	1	42	32	131	1	7	164	30	7	17	4	54	2	105	35	7	142	19	402	421
07:45	1	31	2	1	34	33	113	0	2	146	22	8	14	1	44	4	82	30	9	116	13	340	353
<b>Total</b>	<b>7</b>	<b>130</b>	<b>11</b>	<b>5</b>	<b>148</b>	<b>133</b>	<b>494</b>	<b>4</b>	<b>29</b>	<b>631</b>	<b>111</b>	<b>25</b>	<b>80</b>	<b>15</b>	<b>216</b>	<b>10</b>	<b>378</b>	<b>138</b>	<b>38</b>	<b>526</b>	<b>87</b>	<b>1521</b>	<b>1608</b>
08:00	2	19	5	2	26	23	89	1	7	113	17	6	8	3	31	1	79	26	11	106	23	276	299
08:15	0	12	0	1	12	12	81	2	7	95	14	2	14	2	30	2	70	24	8	96	18	233	251
*** BREAK ***																							
<b>Total</b>	<b>2</b>	<b>31</b>	<b>5</b>	<b>3</b>	<b>38</b>	<b>35</b>	<b>170</b>	<b>3</b>	<b>14</b>	<b>208</b>	<b>31</b>	<b>8</b>	<b>22</b>	<b>5</b>	<b>61</b>	<b>3</b>	<b>149</b>	<b>50</b>	<b>19</b>	<b>202</b>	<b>41</b>	<b>509</b>	<b>550</b>
*** BREAK ***																							
15:00	1	7	3	0	11	14	109	4	12	127	25	7	18	0	50	5	109	23	6	137	18	325	343
15:15	0	6	3	1	9	17	118	2	8	137	27	16	25	3	68	3	136	25	5	164	17	378	395
15:30	1	5	9	0	15	23	143	0	6	166	32	19	24	0	75	12	142	25	5	179	11	435	446
15:45	3	4	5	0	12	29	110	1	2	140	39	20	26	7	85	8	133	21	8	162	17	399	416
<b>Total</b>	<b>5</b>	<b>22</b>	<b>20</b>	<b>1</b>	<b>47</b>	<b>83</b>	<b>480</b>	<b>7</b>	<b>28</b>	<b>570</b>	<b>123</b>	<b>62</b>	<b>93</b>	<b>10</b>	<b>278</b>	<b>28</b>	<b>520</b>	<b>94</b>	<b>24</b>	<b>642</b>	<b>63</b>	<b>1537</b>	<b>1600</b>
16:00	4	10	1	2	15	23	164	2	10	189	46	16	35	1	97	10	109	26	3	145	16	446	462
16:15	9	12	7	0	28	27	141	3	14	171	53	28	22	4	103	27	142	24	2	193	20	495	515
16:30	0	11	3	0	14	26	148	4	13	178	52	27	33	3	112	9	142	34	1	185	17	489	506
16:45	0	12	2	0	14	26	125	7	5	158	60	26	37	0	123	14	163	27	4	204	9	499	508
<b>Total</b>	<b>13</b>	<b>45</b>	<b>13</b>	<b>2</b>	<b>71</b>	<b>102</b>	<b>578</b>	<b>16</b>	<b>42</b>	<b>696</b>	<b>211</b>	<b>97</b>	<b>127</b>	<b>8</b>	<b>435</b>	<b>60</b>	<b>556</b>	<b>111</b>	<b>10</b>	<b>727</b>	<b>62</b>	<b>1929</b>	<b>1991</b>
17:00	3	10	3	1	16	34	163	5	7	202	103	29	21	1	153	7	137	34	6	178	15	549	564
17:15	4	12	7	1	23	40	168	4	6	212	136	32	21	0	189	3	123	23	2	149	9	573	582
17:30	1	6	2	1	9	15	199	5	3	219	124	45	19	0	188	11	155	34	3	200	7	616	623
17:45	2	6	2	0	10	24	157	11	1	192	86	44	26	1	156	5	123	20	1	148	3	506	509
<b>Total</b>	<b>10</b>	<b>34</b>	<b>14</b>	<b>3</b>	<b>58</b>	<b>113</b>	<b>687</b>	<b>25</b>	<b>17</b>	<b>825</b>	<b>449</b>	<b>150</b>	<b>87</b>	<b>2</b>	<b>686</b>	<b>26</b>	<b>538</b>	<b>111</b>	<b>12</b>	<b>675</b>	<b>34</b>	<b>2244</b>	<b>2278</b>
<b>Grand Total</b>	<b>39</b>	<b>323</b>	<b>63</b>	<b>15</b>	<b>425</b>	<b>527</b>	<b>2549</b>	<b>56</b>	<b>138</b>	<b>3132</b>	<b>956</b>	<b>354</b>	<b>436</b>	<b>41</b>	<b>1746</b>	<b>132</b>	<b>2298</b>	<b>563</b>	<b>144</b>	<b>2993</b>	<b>338</b>	<b>8296</b>	<b>8634</b>
Apprch %	9.2	76	14.8			16.8	81.4	1.8			54.8	20.3	25			4.4	76.8	18.8					
Total %	0.5	3.9	0.8		5.1	6.4	30.7	0.7		37.8	11.5	4.3	5.3		21	1.6	27.7	6.8		36.1	3.9	96.1	

Start Time	Foley Blvd. Southbound				CSAH 14 Westbound				Foley Blvd. Northbound				CSAH 14 Eastbound				Int. Total
	Left	Thru	Right	App. Total	Left	Thru	Right	App. Total	Left	Thru	Right	App. Total	Left	Thru	Right	App. Total	
Peak Hour Analysis From 06:30 to 11:45 - Peak 1 of 1																	
Peak Hour for Entire Intersection Begins at 07:00																	
07:00	1	29	3	33	31	104	2	137	26	3	22	51	1	93	35	129	350
07:15	2	33	4	39	37	146	1	184	33	7	27	67	3	98	38	139	429
07:30	3	37	2	42	32	131	1	164	30	7	17	54	2	105	35	142	402
07:45	1	31	2	34	33	113	0	146	22	8	14	44	4	82	30	116	340
<b>Total Volume</b>	<b>7</b>	<b>130</b>	<b>11</b>	<b>148</b>	<b>133</b>	<b>494</b>	<b>4</b>	<b>631</b>	<b>111</b>	<b>25</b>	<b>80</b>	<b>216</b>	<b>10</b>	<b>378</b>	<b>138</b>	<b>526</b>	<b>1521</b>
<b>% App. Total</b>	<b>4.7</b>	<b>87.8</b>	<b>7.4</b>		<b>21.1</b>	<b>78.3</b>	<b>0.6</b>		<b>51.4</b>	<b>11.6</b>	<b>37</b>		<b>1.9</b>	<b>71.9</b>	<b>26.2</b>		
PHF	.583	.878	.688	.881	.899	.846	.500	.857	.841	.781	.741	.806	.625	.900	.908	.926	.886

Peak Hour Analysis From 12:00 to 17:45 - Peak 1 of 1																	
Peak Hour for Entire Intersection Begins at 17:00																	
17:00	3	10	3	16	34	163	5	202	103	29	21	153	7	137	34	178	549
17:15	4	12	7	23	40	168	4	212	136	32	21	189	3	123	23	149	573
17:30	1	6	2	9	15	199	5	219	124	45	19	188	11	155	34	200	616
17:45	2	6	2	10	24	157	11	192	86	44	26	156	5	123	20	148	506
<b>Total Volume</b>	<b>10</b>	<b>34</b>	<b>14</b>	<b>58</b>	<b>113</b>	<b>687</b>	<b>25</b>	<b>825</b>	<b>449</b>	<b>150</b>	<b>87</b>	<b>686</b>	<b>26</b>	<b>538</b>	<b>111</b>	<b>675</b>	<b>2244</b>
<b>% App. Total</b>	<b>17.2</b>	<b>58.6</b>	<b>24.1</b>		<b>13.7</b>	<b>83.3</b>	<b>3</b>		<b>65.5</b>	<b>21.9</b>	<b>12.7</b>		<b>3.9</b>	<b>79.7</b>	<b>16.4</b>		
PHF	.625	.708	.500	.630	.706	.863	.568	.942	.825	.833	.837	.907	.591	.868	.816	.844	.911



**NORTH**

**COUNT LOCATION:**

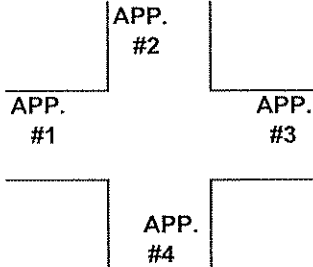
CSAH 14 (Main St.)

**DATE:**

11/13/2012

@ Foley Blvd.

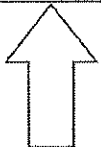
APP. #1 = CSAH 14
APP. #2 = Foley Blvd.
APP. #3 = CSAH 14
APP. #4 = Foley Blvd.



- HEAVY VEHICLE- ANY VEHICLE HAVING MORE THAN FOUR TIRES TOUCHING THE PAVEMENT**
- A. TRUCKS- A HEAVY VEHICLE INVOLVED PRIMARILY IN THE TRANSPORT OF GOODS OR IN THE DELIVERY OF A SERVICE.
  - B. RV- A HEAVY VEHICLE OPERATED BY A PRIVATE MOTORIST AND INVOLVED IN THE TRANSPORT OF RECREATIONAL EQUIPMENT OR FACILITIES.
  - C. BUSES- A HEAVY VEHICLE INVOLVED IN THE TRANSPORTATION OF GROUPS OF PEOPLE.

TIME	PEDESTRIANS					HEAVY VEHICLES		
	APP. #1	APP. #2	APP. #3	APP. #4	15 MIN TOT	TRUCKS	RV	BUS
6:00-6:15AM								
6:15-6:30								
6:30-6:45						4		19
6:45-7:00						8		19
<b>HOURLY TOTAL</b>						<b>HOURLY TOTAL</b>		<b>50</b>
7:00-7:15			1		1	8		21
7:15-7:30			1	1	2	4		22
7:30-7:45	1	1	1		3	9		10
7:45-8:00						3		9
<b>HOURLY TOTAL</b>					<b>6</b>	<b>HOURLY TOTAL</b>		<b>86</b>
8:00-8:15						7		16
8:15-8:30						8		10
8:30-8:45								
8:45-9:00								
<b>HOURLY TOTAL</b>						<b>HOURLY TOTAL</b>		<b>41</b>
9:00-9:15								
9:15-9:30								
9:30-9:45								
9:45-10:00								
<b>HOURLY TOTAL</b>						<b>HOURLY TOTAL</b>		
10:00-10:15								
10:15-10:30								
10:30-10:45								
10:45-11:00								
<b>HOURLY TOTAL</b>						<b>HOURLY TOTAL</b>		
11:00-11:15								
11:15-11:30								
11:30-11:45								
11:45-12:00								
<b>HOURLY TOTAL</b>						<b>HOURLY TOTAL</b>		
12:00-12:15								
12:15-12:30								
12:30-12:45								
12:45-1:00								
<b>HOURLY TOTAL</b>						<b>HOURLY TOTAL</b>		
1:00-1:15								
1:15-1:30								
1:30-1:45								
1:45-2:00								
<b>HOURLY TOTAL</b>						<b>HOURLY TOTAL</b>		
<b>TOTAL</b>					<b>6</b>	<b>TOTAL</b>		<b>177</b>

1  
2  
3  
4  
5  
6  
7  
8  
9  
10  
11  
12  
13  
14  
15  
16  
17  
18  
19  
20  
21  
22  
23  
24  
25  
26  
27  
28  
29  
30  
31  
32



**NORTH**

**COUNT LOCATION:** \_\_\_\_\_

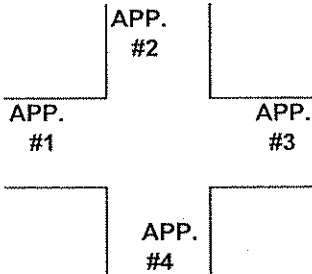
CSAH 14 (Main St.)

**DATE:** \_\_\_\_\_

11/15/2012

@ Foley Blvd.

APP. #1 = CSAH 14
APP. #2 = Foley Blvd.
APP. #3 = CSAH 14
APP. #4 = Foley Blvd.



- HEAVY VEHICLE- ANY VEHICLE HAVING MORE THAN FOUR TIRES TOUCHING THE PAVEMENT
- A. TRUCKS- A HEAVY VEHICLE INVOLVED PRIMARILY IN THE TRANSPORT OF GOODS OR IN THE DELIVERY OF A SERVICE.
  - B. RV- A HEAVY VEHICLE OPERATED BY A PRIVATE MOTORIST AND INVOLVED IN THE TRANSPORT OF RECREATIONAL EQUIPMENT OR FACILITIES.
  - C. BUSES- A HEAVY VEHICLE INVOLVED IN THE TRANSPORTATION OF GROUPS OF PEOPLE.

TIME	PEDESTRIANS					HEAVY VEHICLES		
	APP. #1	APP. #2	APP. #3	APP. #4	15 MIN TOT	TRUCKS	RV	BUS
2:00-2:15PM								
2:15-2:30								
2:30-2:45								
2:45-3:00								
<b>HOURLY TOTAL</b>						<b>HOURLY TOTAL</b>		
3:00-3:15				1	1	9		9
3:15-3:30			1	3	4	7		10
3:30-3:45	1				1	6		5
3:45-4:00				1	1	5		12
<b>HOURLY TOTAL</b>					<b>7</b>	<b>HOURLY TOTAL</b>		<b>63</b>
4:00-4:15			1		1	6		10
4:15-4:30						5		15
4:30-4:45			1		1	3		14
4:45-5:00						3		5
<b>HOURLY TOTAL</b>					<b>2</b>	<b>HOURLY TOTAL</b>		<b>61</b>
5:00-5:15						5		9
5:15-5:30						3		6
5:30-5:45						4		4
5:45-6:00								2
<b>HOURLY TOTAL</b>						<b>HOURLY TOTAL</b>		<b>33</b>
6:00-6:15								
6:15-6:30								
6:30-6:45								
6:45-7:00								
<b>HOURLY TOTAL</b>						<b>HOURLY TOTAL</b>		
7:00-7:15								
7:15-7:30								
7:30-7:45								
7:45-8:00								
<b>HOURLY TOTAL</b>						<b>HOURLY TOTAL</b>		
8:00-8:15								
8:15-8:30								
8:30-8:45								
8:45-9:00								
<b>HOURLY TOTAL</b>						<b>HOURLY TOTAL</b>		
9:00-9:15								
9:15-9:30								
9:30-9:45								
9:45-10:00								
<b>HOURLY TOTAL</b>						<b>HOURLY TOTAL</b>		
					<b>TOTAL</b>		<b>TOTAL</b>	
					<b>15</b>		<b>334</b>	

1  
2  
3  
4  
5  
6  
7  
8  
9  
10  
11  
12  
13  
14  
15  
16  
17  
18  
19  
20  
21  
22  
23  
24  
25  
26  
27  
28  
29  
30  
31  
32