


Date : 10/03/12

Count Number : TMC1242

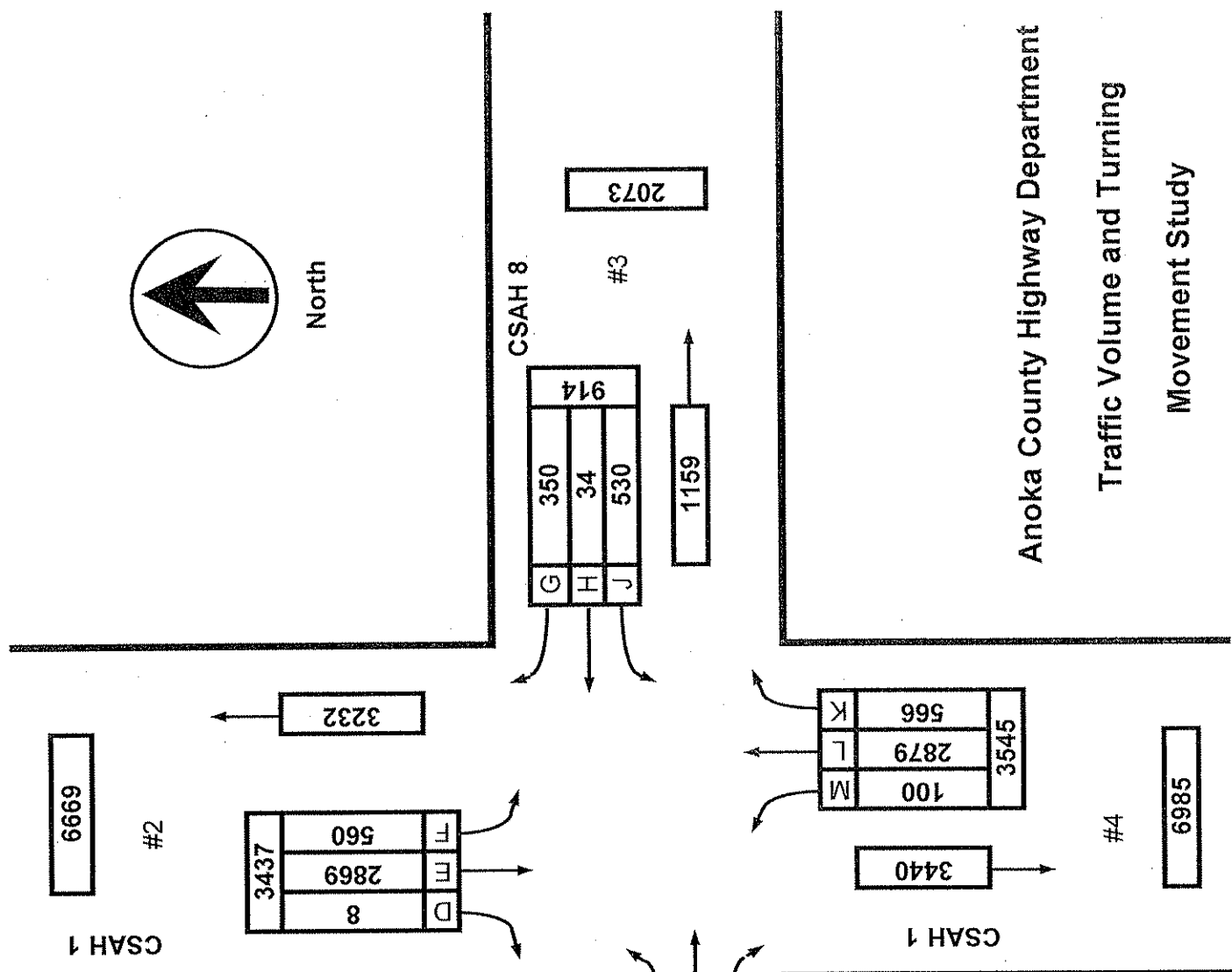
Location : CSAH 1 (East River Road)

@ CSAH 8 (Osborne Road)

Collection Period : Peak Hours  
6:30-8:30 AM, 4-6 PM



North



EXISTING LANES OF APPROACH				TOTAL
RIGHT TURN LANE	LEFT TURN LANE	THRU LANES		
0	1	1	2	2
1	1	2	4	4
1	1	1	3	3
1	1	2	4	4

Anoka County Highway Department  
Traffic Volume and Turning  
Movement Study

Date : 10/03/12

Count Number : TMC1242

Location : CSAH 1 (East River Road)

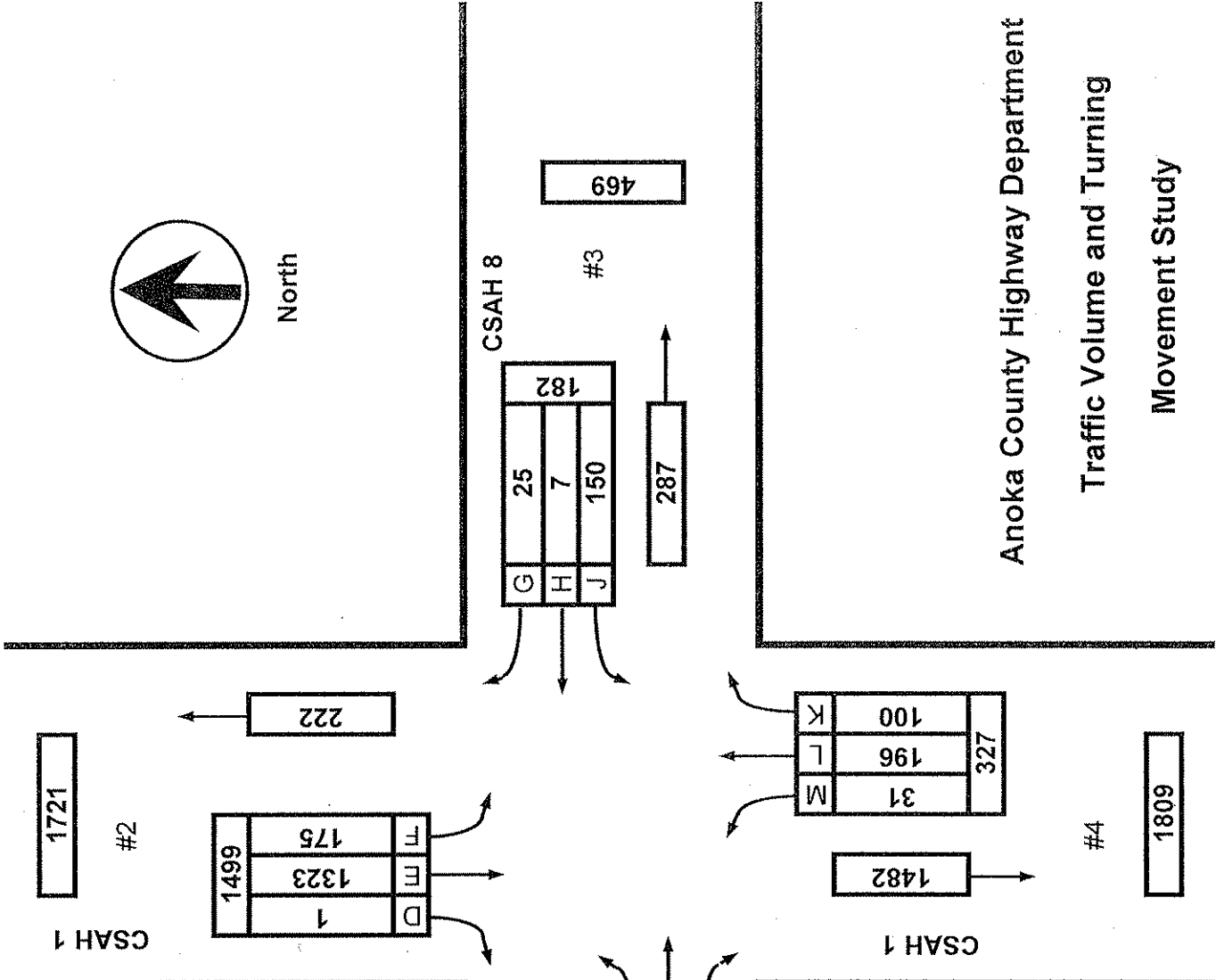
@ CSAH 8 (Osborne Road)

Collection Period : AM PEAK

Hour : 7:00 - 8:00 AM



North



#1

51	39	A	B	C
		9	12	1
		23		

Osborne Way

#2

1	1323	175	1499
D	E	F	

#3

25	7	150	182
G	H	J	

#4

31	196	100	327
M	L	K	

	EXISTING LANES OF APPROACH			TOTAL
	RIGHT TURN LANE	LEFT TURN LANE	THRU LANES	
#1	0	1	1	2
#2	1	1	2	4
#3	1	1	1	3
#4	1	1	2	4

Anoka County Highway Department  
 Traffic Volume and Turning  
 Movement Study

1809

Date : 10/03/12


Count Number : TMC1242

Location : CSAH 1 (East River Road)

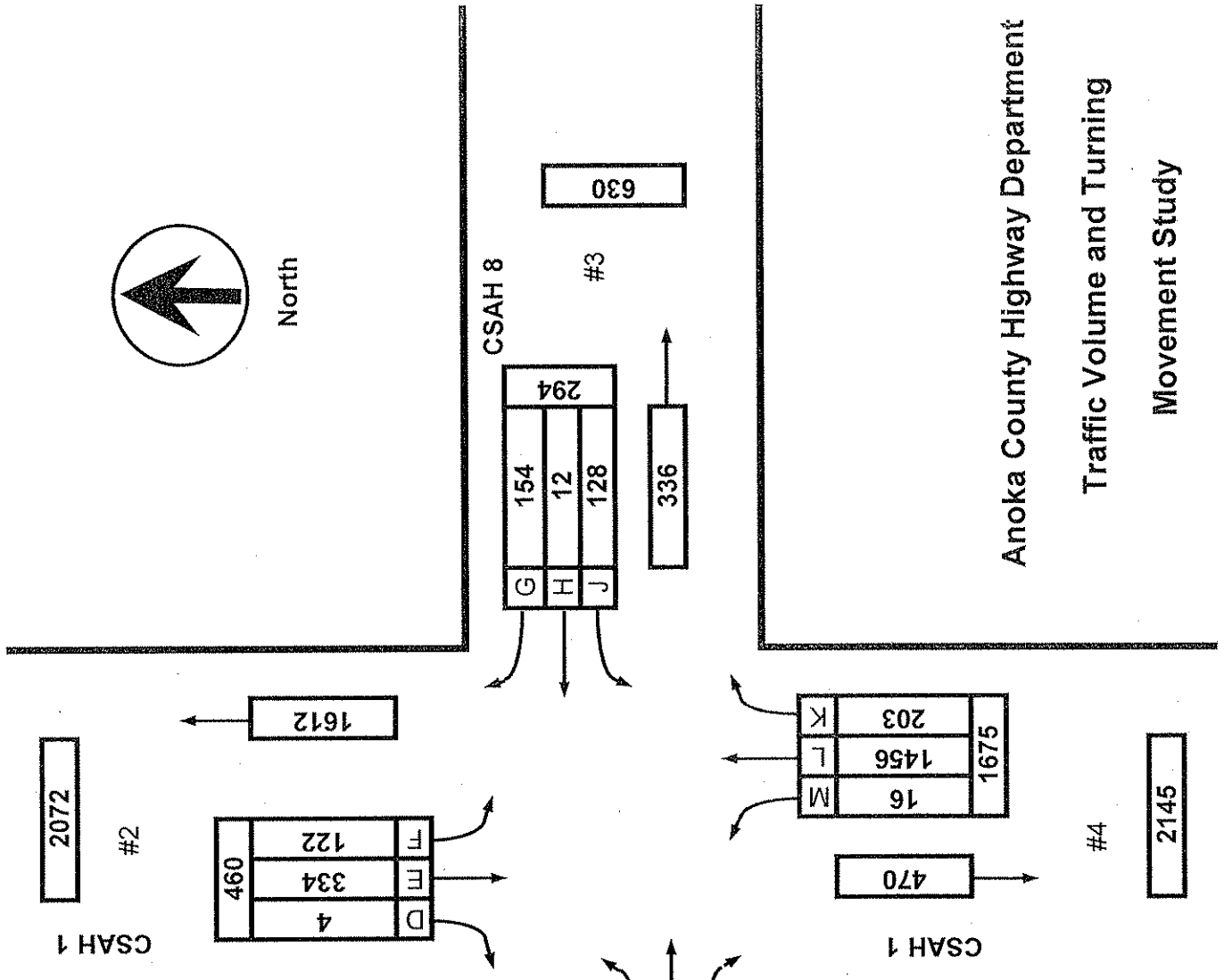
@ CSAH 8 (Osborne Road)

Collection Period : PM PEAK

Hour : 4:30 PM - 5:30 PM



North



Anoka County Highway Department  
Traffic Volume and Turning  
Movement Study

EXISTING LANES OF APPROACH				
	RIGHT TURN LANE	LEFT TURN LANE	THRU LANES	TOTAL
#1	0	1	1	2
#2	1	1	2	4
#3	1	1	1	3
#4	1	1	2	4



# Anoka County Highway Department

## Traffic Engineering Section

### Traffic Volume and Turning Movement Study

File Name : TMC1242  
 Site Code : 12420202  
 Start Date : 10/03/2012  
 Page No : 1

Weather: Warm and Sunny  
 Counter: DB-400  
 Counted by: Sam and Andrea

**Groups Printed- Unshifted**

Start Time	CSAH 1 Southbound					CSAH 8 Westbound					CSAH 1 Northbound					Osborne Way Eastbound					Excl. Total	Inclu. Total	Int. Total
	Left	Thru	Right	Heavys	App. Total	Left	Thru	Right	Heavys	App. Total	Left	Thru	Right	Heavys	App. Total	Left	Thru	Right	Heavys	App. Total			
06:30	35	269	0	8	304	29	0	1	1	30	9	40	13	2	62	0	0	7	0	7	11	403	414
06:45	39	280	0	7	319	33	0	1	1	34	8	44	25	5	77	0	1	1	0	2	13	432	445
<b>Total</b>	<b>74</b>	<b>549</b>	<b>0</b>	<b>15</b>	<b>623</b>	<b>62</b>	<b>0</b>	<b>2</b>	<b>2</b>	<b>64</b>	<b>17</b>	<b>84</b>	<b>38</b>	<b>7</b>	<b>139</b>	<b>0</b>	<b>1</b>	<b>8</b>	<b>0</b>	<b>9</b>	<b>24</b>	<b>835</b>	<b>859</b>
07:00	34	324	0	10	358	32	0	4	0	36	13	41	19	6	73	1	0	1	0	2	16	469	485
07:15	35	355	1	15	391	56	2	4	1	62	7	52	25	4	84	0	3	5	0	8	20	545	565
07:30	43	355	0	6	398	36	4	11	2	51	7	40	28	5	75	0	2	1	0	3	13	527	540
07:45	63	289	0	14	352	26	1	6	0	33	4	63	28	9	95	0	7	2	1	9	24	489	513
<b>Total</b>	<b>175</b>	<b>1323</b>	<b>1</b>	<b>45</b>	<b>1499</b>	<b>150</b>	<b>7</b>	<b>25</b>	<b>3</b>	<b>182</b>	<b>31</b>	<b>196</b>	<b>100</b>	<b>24</b>	<b>327</b>	<b>1</b>	<b>12</b>	<b>9</b>	<b>1</b>	<b>22</b>	<b>73</b>	<b>2030</b>	<b>2103</b>
08:00	46	202	0	9	248	35	0	8	0	43	7	43	27	4	77	0	3	3	1	6	14	374	388
08:15	33	154	1	11	188	27	1	10	2	38	7	38	22	8	67	0	0	6	0	6	21	299	320
08:30	0	0	0	0	0	0	0	0	0	0	0	0	0	0	0	0	0	0	0	0	0	0	0
08:45	0	0	0	0	0	0	0	0	0	0	0	0	0	0	0	0	0	0	0	0	0	0	0
<b>Total</b>	<b>79</b>	<b>356</b>	<b>1</b>	<b>20</b>	<b>436</b>	<b>62</b>	<b>1</b>	<b>18</b>	<b>2</b>	<b>81</b>	<b>14</b>	<b>81</b>	<b>49</b>	<b>12</b>	<b>144</b>	<b>0</b>	<b>3</b>	<b>9</b>	<b>1</b>	<b>12</b>	<b>35</b>	<b>673</b>	<b>708</b>
09:00	0	0	0	0	0	0	0	0	0	0	0	0	0	0	0	0	0	0	0	0	0	0	0
09:15	0	0	0	0	0	0	0	0	0	0	0	0	0	0	0	0	0	0	0	0	0	0	0
09:30	0	0	0	0	0	0	0	0	0	0	0	0	0	0	0	0	0	0	0	0	0	0	0
09:45	0	0	0	0	0	0	0	0	0	0	0	0	0	0	0	0	0	0	0	0	0	0	0
<b>Total</b>	<b>0</b>	<b>0</b>	<b>0</b>	<b>0</b>	<b>0</b>	<b>0</b>	<b>0</b>	<b>0</b>	<b>0</b>	<b>0</b>	<b>0</b>	<b>0</b>	<b>0</b>	<b>0</b>	<b>0</b>	<b>0</b>	<b>0</b>	<b>0</b>	<b>0</b>	<b>0</b>	<b>0</b>	<b>0</b>	<b>0</b>
10:00	0	0	0	0	0	0	0	0	0	0	0	0	0	0	0	0	0	0	0	0	0	0	0
10:15	0	0	0	0	0	0	0	0	0	0	0	0	0	0	0	0	0	0	0	0	0	0	0
10:30	0	0	0	0	0	0	0	0	0	0	0	0	0	0	0	0	0	0	0	0	0	0	0
10:45	0	0	0	0	0	0	0	0	0	0	0	0	0	0	0	0	0	0	0	0	0	0	0
<b>Total</b>	<b>0</b>	<b>0</b>	<b>0</b>	<b>0</b>	<b>0</b>	<b>0</b>	<b>0</b>	<b>0</b>	<b>0</b>	<b>0</b>	<b>0</b>	<b>0</b>	<b>0</b>	<b>0</b>	<b>0</b>	<b>0</b>	<b>0</b>	<b>0</b>	<b>0</b>	<b>0</b>	<b>0</b>	<b>0</b>	<b>0</b>
11:00	0	0	0	0	0	0	0	0	0	0	0	0	0	0	0	0	0	0	0	0	0	0	0
11:15	0	0	0	0	0	0	0	0	0	0	0	0	0	0	0	0	0	0	0	0	0	0	0
11:30	0	0	0	0	0	0	0	0	0	0	0	0	0	0	0	0	0	0	0	0	0	0	0
11:45	0	0	0	0	0	0	0	0	0	0	0	0	0	0	0	0	0	0	0	0	0	0	0
<b>Total</b>	<b>0</b>	<b>0</b>	<b>0</b>	<b>0</b>	<b>0</b>	<b>0</b>	<b>0</b>	<b>0</b>	<b>0</b>	<b>0</b>	<b>0</b>	<b>0</b>	<b>0</b>	<b>0</b>	<b>0</b>	<b>0</b>	<b>0</b>	<b>0</b>	<b>0</b>	<b>0</b>	<b>0</b>	<b>0</b>	<b>0</b>
12:00	0	0	0	0	0	0	0	0	0	0	0	0	0	0	0	0	0	0	0	0	0	0	0
12:15	0	0	0	0	0	0	0	0	0	0	0	0	0	0	0	0	0	0	0	0	0	0	0
12:30	0	0	0	0	0	0	0	0	0	0	0	0	0	0	0	0	0	0	0	0	0	0	0
12:45	0	0	0	0	0	0	0	0	0	0	0	0	0	0	0	0	0	0	0	0	0	0	0
<b>Total</b>	<b>0</b>	<b>0</b>	<b>0</b>	<b>0</b>	<b>0</b>	<b>0</b>	<b>0</b>	<b>0</b>	<b>0</b>	<b>0</b>	<b>0</b>	<b>0</b>	<b>0</b>	<b>0</b>	<b>0</b>	<b>0</b>	<b>0</b>	<b>0</b>	<b>0</b>	<b>0</b>	<b>0</b>	<b>0</b>	<b>0</b>
13:00	0	0	0	0	0	0	0	0	0	0	0	0	0	0	0	0	0	0	0	0	0	0	0
13:15	0	0	0	0	0	0	0	0	0	0	0	0	0	0	0	0	0	0	0	0	0	0	0
13:30	0	0	0	0	0	0	0	0	0	0	0	0	0	0	0	0	0	0	0	0	0	0	0
13:45	0	0	0	0	0	0	0	0	0	0	0	0	0	0	0	0	0	0	0	0	0	0	0
<b>Total</b>	<b>0</b>	<b>0</b>	<b>0</b>	<b>0</b>	<b>0</b>	<b>0</b>	<b>0</b>	<b>0</b>	<b>0</b>	<b>0</b>	<b>0</b>	<b>0</b>	<b>0</b>	<b>0</b>	<b>0</b>	<b>0</b>	<b>0</b>	<b>0</b>	<b>0</b>	<b>0</b>	<b>0</b>	<b>0</b>	<b>0</b>
14:00	0	0	0	0	0	0	0	0	0	0	0	0	0	0	0	0	0	0	0	0	0	0	0
14:15	0	0	0	0	0	0	0	0	0	0	0	0	0	0	0	0	0	0	0	0	0	0	0
14:30	0	0	0	0	0	0	0	0	0	0	0	0	0	0	0	0	0	0	0	0	0	0	0
14:45	0	0	0	0	0	0	0	0	0	0	0	0	0	0	0	0	0	0	0	0	0	0	0
<b>Total</b>	<b>0</b>	<b>0</b>	<b>0</b>	<b>0</b>	<b>0</b>	<b>0</b>	<b>0</b>	<b>0</b>	<b>0</b>	<b>0</b>	<b>0</b>	<b>0</b>	<b>0</b>	<b>0</b>	<b>0</b>	<b>0</b>	<b>0</b>	<b>0</b>	<b>0</b>	<b>0</b>	<b>0</b>	<b>0</b>	<b>0</b>
15:00	0	0	0	0	0	0	0	0	0	0	0	0	0	0	0	0	0	0	0	0	0	0	0
15:15	0	0	0	0	0	0	0	0	0	0	0	0	0	0	0	0	0	0	0	0	0	0	0
15:30	0	0	0	0	0	0	0	0	0	0	0	0	0	0	0	0	0	0	0	0	0	0	0
15:45	0	0	0	0	0	0	0	0	0	0	0	0	0	0	0	0	0	0	0	0	0	0	0
<b>Total</b>	<b>0</b>	<b>0</b>	<b>0</b>	<b>0</b>	<b>0</b>	<b>0</b>	<b>0</b>	<b>0</b>	<b>0</b>	<b>0</b>	<b>0</b>	<b>0</b>	<b>0</b>	<b>0</b>	<b>0</b>	<b>0</b>	<b>0</b>	<b>0</b>	<b>0</b>	<b>0</b>	<b>0</b>	<b>0</b>	<b>0</b>
16:00	23	90	0	5	113	40	8	53	4	101	4	237	56	11	297	0	2	2	1	4	21	515	536
16:15	28	69	0	5	97	26	2	32	0	60	5	288	35	11	328	0	1	1	0	2	16	487	503
16:30	27	77	1	9	105	32	3	49	3	84	3	321	46	20	370	0	1	0	0	1	32	560	592
16:45	22	81	3	2	105	30	2	30	1	62	3	405	51	17	459	0	5	0	0	5	20	632	652
<b>Total</b>	<b>100</b>	<b>317</b>	<b>4</b>	<b>21</b>	<b>421</b>	<b>128</b>	<b>15</b>	<b>164</b>	<b>8</b>	<b>307</b>	<b>15</b>	<b>1251</b>	<b>188</b>	<b>59</b>	<b>1454</b>	<b>0</b>	<b>9</b>	<b>3</b>	<b>1</b>	<b>12</b>	<b>89</b>	<b>2194</b>	<b>2283</b>
17:00	34	80	0	6	114	37	3	44	2	84	3	380	53	12	436	1	3	5	0	9	20	643	663
17:15	39	96	0	3	135	29	4	31	2	64	7	350	53	10	410	1	2	3	0	6	15	615	630
17:30	34	74	2	1	110	38	2	33	0	73	9	290	43	17	342	0	0	2	0	2	18	527	545
17:45	25	74	0	3	99	24	2	33	1	59	4	247	42	5	293	0	3	2	0	5	9	456	465
<b>Total</b>	<b>132</b>	<b>324</b>	<b>2</b>	<b>13</b>	<b>458</b>	<b>128</b>	<b>11</b>	<b>141</b>	<b>5</b>	<b>280</b>	<b>23</b>	<b>1267</b>	<b>191</b>	<b>44</b>	<b>1481</b>	<b>2</b>	<b>8</b>	<b>12</b>	<b>0</b>	<b>22</b>	<b>62</b>	<b>2241</b>	<b>2303</b>
<b>Grand Total</b>	<b>560</b>	<b>2869</b>	<b>8</b>	<b>114</b>	<b>3437</b>	<b>530</b>	<b>34</b>	<b>350</b>	<b>20</b>	<b>914</b>	<b>100</b>	<b>2879</b>	<b>566</b>	<b>146</b>	<b>3545</b>	<b>3</b>	<b>33</b>	<b>41</b>	<b>3</b>	<b>77</b>	<b>283</b>	<b>7973</b>	<b>8256</b>
<b>Apprch %</b>	<b>16.3</b>	<b>83.5</b>	<b>0.2</b>			<b>58</b>	<b>3.7</b>	<b>38.3</b>			<b>2.8</b>	<b>81.2</b>	<b>16</b>			<b>3.9</b>	<b>42.9</b>	<b>53.2</b>					
<b>Total %</b>	<b>7</b>	<b>36</b>	<b>0.1</b>		<b>43.1</b>	<b>6.6</b>	<b>0.4</b>	<b>4.4</b>		<b>11.5</b>	<b>1.3</b>	<b>36.1</b>	<b>7.1</b>		<b>44.5</b>	<b>0</b>	<b>0.4</b>	<b>0.5</b>		<b>1</b>	<b>3.4</b>	<b>96.6</b>	

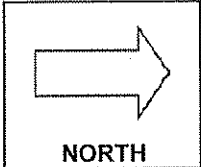
# Anoka County Highway Department

## Traffic Engineering Section

### Traffic Volume and Turning Movement Study

Start Time	CSAH 1 Southbound				CSAH 8 Westbound				CSAH 1 Northbound				Osborne Way Eastbound				Int. Total
	Left	Thru	Right	App. Total	Left	Thru	Right	App. Total	Left	Thru	Right	App. Total	Left	Thru	Right	App. Total	
Peak Hour Analysis From 06:30 to 11:45 - Peak 1 of 1																	
Peak Hour for Entire Intersection Begins at 07:00																	
07:00	34	324	0	358	32	0	4	36	13	41	19	73	1	0	1	2	469
07:15	35	355	1	391	56	2	4	62	7	52	25	84	0	3	5	8	545
07:30	43	355	0	398	36	4	11	51	7	40	28	75	0	2	1	3	527
07:45	63	289	0	352	26	1	6	33	4	63	28	95	0	7	2	9	489
Total Volume	175	1323	1	1499	150	7	25	182	31	196	100	327	1	12	9	22	2030
% App. Total	11.7	88.3	0.1		82.4	3.8	13.7		9.5	59.9	30.6		4.5	54.5	40.9		
PHF	.694	.932	.250	.942	.670	.438	.568	.734	.596	.778	.893	.861	.250	.429	.450	.611	.931

Peak Hour Analysis From 12:00 to 17:45 - Peak 1 of 1																	
Peak Hour for Entire Intersection Begins at 16:30																	
16:30	27	77	1	105	32	3	49	84	3	321	46	370	0	1	0	1	560
16:45	22	81	3	106	30	2	30	62	3	405	51	459	0	5	0	5	632
17:00	34	80	0	114	37	3	44	84	3	380	53	436	1	3	5	9	643
17:15	39	96	0	135	29	4	31	64	7	350	53	410	1	2	3	6	615
Total Volume	122	334	4	460	128	12	154	294	16	1456	203	1675	2	11	8	21	2450
% App. Total	26.5	72.6	0.9		43.5	4.1	52.4		1	86.9	12.1		9.5	52.4	38.1		
PHF	.782	.870	.333	.852	.865	.750	.786	.875	.571	.899	.958	.912	.500	.550	.400	.583	.953



COUNT LOCATION:

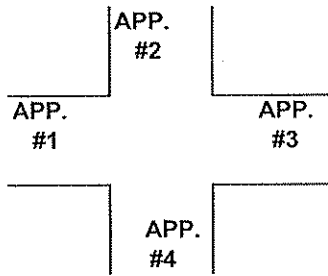
CSAH 1 (East River Road)

DATE:

10/03/2012

@ CSAH 8 (Osborne Road)

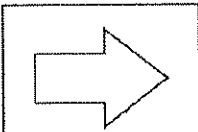
<b>NORTH</b>
APP. #1 = CSAH 1
APP. #2 = Osborne Road
APP. #3 = CSAH 1
APP. #4 = CSAH 8



- HEAVY VEHICLE- ANY VEHICLE HAVING MORE THAN FOUR TIRES TOUCHING THE PAVEMENT
- A. TRUCKS- A HEAVY VEHICLE INVOLVED PRIMARILY IN THE TRANSPORT OF GOODS OR IN THE DELIVERY OF A SERVICE.
  - B. RV- A HEAVY VEHICLE OPERATED BY A PRIVATE MOTORIST AND INVOLVED IN THE TRANSPORT OF RECREATIONAL EQUIPMENT OR FACILITIES.
  - C. BUSES- A HEAVY VEHICLE INVOLVED IN THE TRANSPORTATION OF GROUPS OF PEOPLE.

TIME	PEDESTRIANS					HEAVY VEHICLES		
	APP. #1	APP. #2	APP. #3	APP. #4	15 MIN TOT	TRUCKS	RV	BUS
6:00-6:15AM								
6:15-6:30								
6:30-6:45						7		4
6:45-7:00	1				1	7		6
<b>HOURLY TOTAL</b>					<b>1</b>	<b>HOURLY TOTAL</b>		<b>24</b>
7:00-7:15		1		1	2	9		7
7:15-7:30	1				1	9		11
7:30-7:45						8		5
7:45-8:00	3			1	4	21		3
<b>HOURLY TOTAL</b>					<b>7</b>	<b>HOURLY TOTAL</b>		<b>73</b>
8:00-8:15				1	1	10	1	3
8:15-8:30				1	1	18		3
8:30-8:45								
8:45-9:00								
<b>HOURLY TOTAL</b>					<b>2</b>	<b>HOURLY TOTAL</b>		<b>35</b>
9:00-9:15								
9:15-9:30								
9:30-9:45								
9:45-10:00								
<b>HOURLY TOTAL</b>						<b>HOURLY TOTAL</b>		
10:00-10:15								
10:15-10:30								
10:30-10:45								
10:45-11:00								
<b>HOURLY TOTAL</b>						<b>HOURLY TOTAL</b>		
11:00-11:15								
11:15-11:30								
11:30-11:45								
11:45-12:00								
<b>HOURLY TOTAL</b>						<b>HOURLY TOTAL</b>		
12:00-12:15								
12:15-12:30								
12:30-12:45								
12:45-1:00								
<b>HOURLY TOTAL</b>						<b>HOURLY TOTAL</b>		
1:00-1:15								
1:15-1:30								
1:30-1:45								
1:45-2:00								
<b>HOURLY TOTAL</b>						<b>HOURLY TOTAL</b>		
					<b>TOTAL</b>		<b>TOTAL</b>	<b>132</b>
					<b>10</b>			

1  
2  
3  
4  
5  
6  
7  
8  
9  
10  
11  
12  
13  
14  
15  
16  
17  
18  
19  
20  
21  
22  
23  
24  
25  
26  
27  
28  
29  
30  
31  
32



COUNT LOCATION:

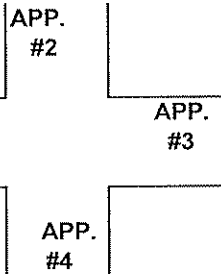
CSAH 1 (East River Road)

DATE:

10/03/2012

@ CSAH 8 (Osborne Road)

<b>NORTH</b>
APP. #1 = CSAH 1
APP. #2 = Osborne Road
APP. #3 = CSAH 1
APP. #4 = CSAH 8



HEAVY VEHICLE- ANY VEHICLE HAVING MORE THAN FOUR TIRES TOUCHING THE PAVEMENT

A. TRUCKS- A HEAVY VEHICLE INVOLVED PRIMARILY IN THE TRANSPORT OF GOODS OR IN THE DELIVERY OF A SERVICE.

B. RV- A HEAVY VEHICLE OPERATED BY A PRIVATE MOTORIST AND INVOLVED IN THE TRANSPORT OF RECREATIONAL EQUIPMENT OR FACILITIES.

C. BUSES- A HEAVY VEHICLE INVOLVED IN THE TRANSPORTATION OF GROUPS OF PEOPLE.

TIME	PEDESTRIANS					HEAVY VEHICLES		
	APP. #1	APP. #2	APP. #3	APP. #4	15 MIN TOT	TRUCKS	RV	BUS
2:00-2:15PM								
2:15-2:30								
2:30-2:45								
2:45-3:00								
<b>HOURLY TOTAL</b>						<b>HOURLY TOTAL</b>		
3:00-3:15								
3:15-3:30								
3:30-3:45								
3:45-4:00								
<b>HOURLY TOTAL</b>						<b>HOURLY TOTAL</b>		
4:00-4:15	4	1	1		6	7		13
4:15-4:30	3	2			5	10		7
4:30-4:45						19		13
4:45-5:00			1		1	7		13
<b>HOURLY TOTAL</b>					<b>12</b>	<b>HOURLY TOTAL</b>		<b>89</b>
5:00-5:15	2	1			3	11		9
5:15-5:30	1	1	1		3	8		7
5:30-5:45				2	2	10		8
5:45-6:00				1	1	8		1
<b>HOURLY TOTAL</b>					<b>9</b>	<b>HOURLY TOTAL</b>		<b>62</b>
6:00-6:15								
6:15-6:30								
6:30-6:45								
6:45-7:00								
<b>HOURLY TOTAL</b>						<b>HOURLY TOTAL</b>		
7:00-7:15								
7:15-7:30								
7:30-7:45								
7:45-8:00								
<b>HOURLY TOTAL</b>						<b>HOURLY TOTAL</b>		
8:00-8:15								
8:15-8:30								
8:30-8:45								
8:45-9:00								
<b>HOURLY TOTAL</b>						<b>HOURLY TOTAL</b>		
9:00-9:15								
9:15-9:30								
9:30-9:45								
9:45-10:00								
<b>HOURLY TOTAL</b>						<b>HOURLY TOTAL</b>		
					<b>TOTAL</b>		<b>TOTAL</b>	<b>283</b>
					<b>31</b>			

1  
2  
3  
4  
5  
6  
7  
8  
9  
10  
11  
12  
13  
14  
15  
16  
17  
18  
19  
20  
21  
22  
23  
24  
25  
26  
27  
28  
29  
30  
31  
32