

Date : 11/06/12


Count Number : TMC1243

Location : CSAH 78 (Hanson Blvd.)

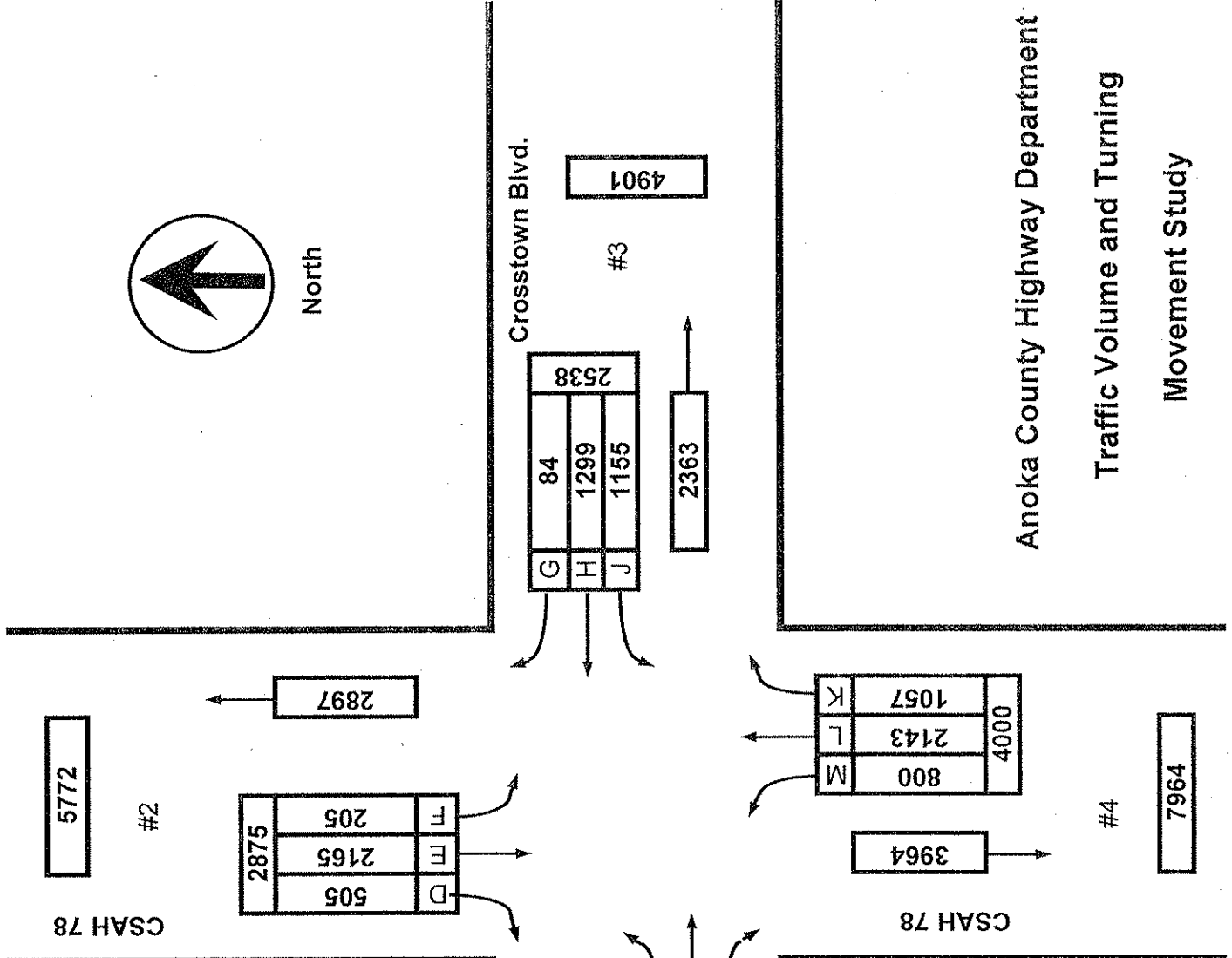
@ CR 18 (Crosstown Blvd.)

Collection Period : PEAK HOURS

Hours : 6:30 - 10 AM & 1:30 - 6 PM



North



EXISTING LANES OF APPROACH				TOTAL
RIGHT TURN LANE	LEFT TURN LANE	THRU LANES		
1	1	1		3
1	1	1		3
1	1	1		3
1	1	1		3

Anoka County Highway Department
 Traffic Volume and Turning
 Movement Study

Date : 11/06/12

Count Number : TMC1243

Location : CSAH 78 (Hanson Blvd.)

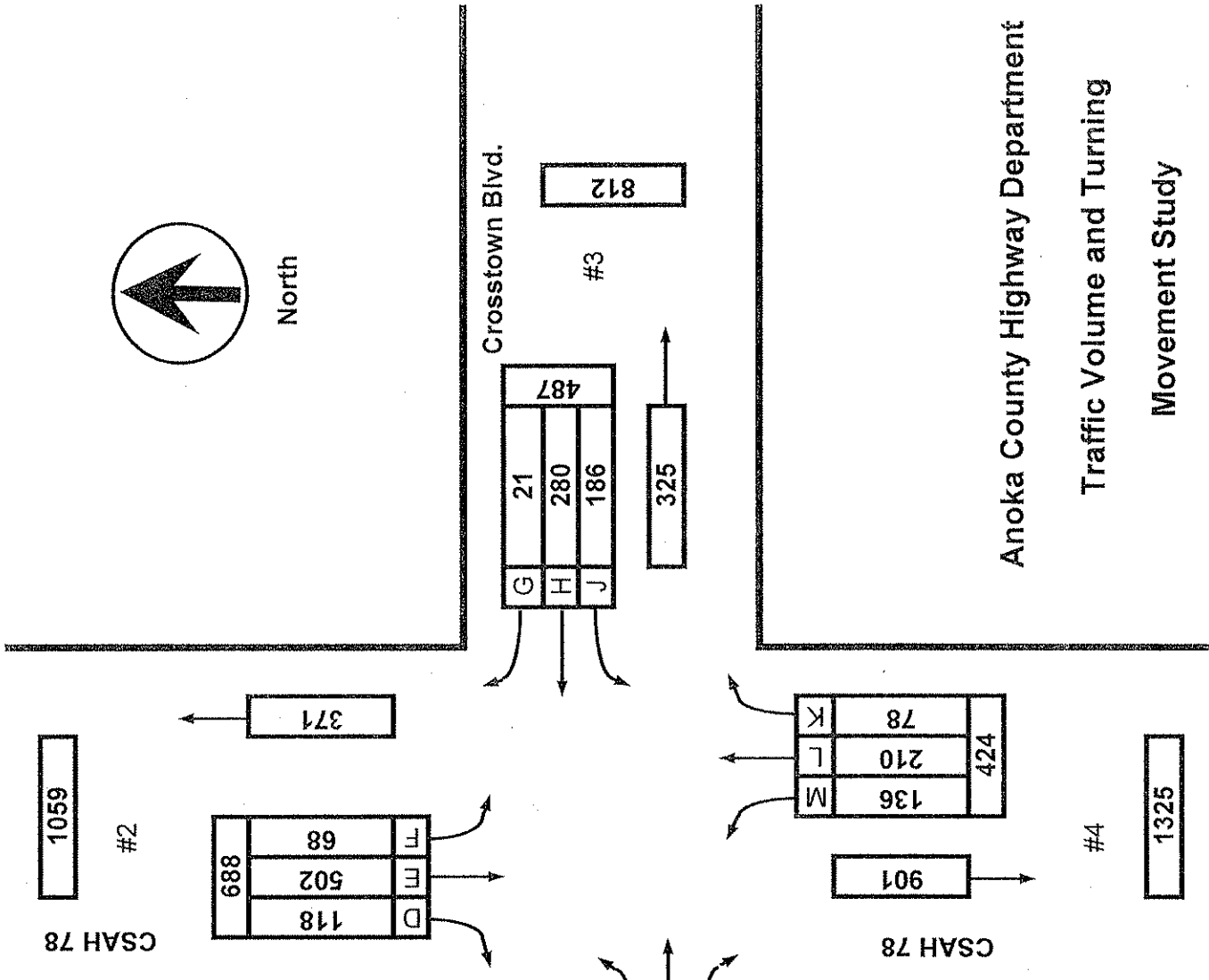
@ CR 18 (Crosstown Blvd.)

Collection Period : AM PEAK

Hour : 7:15 - 8:15 AM



North



EXISTING LANES OF APPROACH				TOTAL
	RIGHT TURN LANE	LEFT TURN LANE	THRU LANES	
#1	1	1	1	3
#2	1	1	1	3
#3	1	1	1	3
#4	1	1	1	3

Anoka County Highway Department
 Traffic Volume and Turning
 Movement Study

Date : 11/05/12


Count Number : TMC1243

Location : CSAH 78 (Hanson Blvd.)

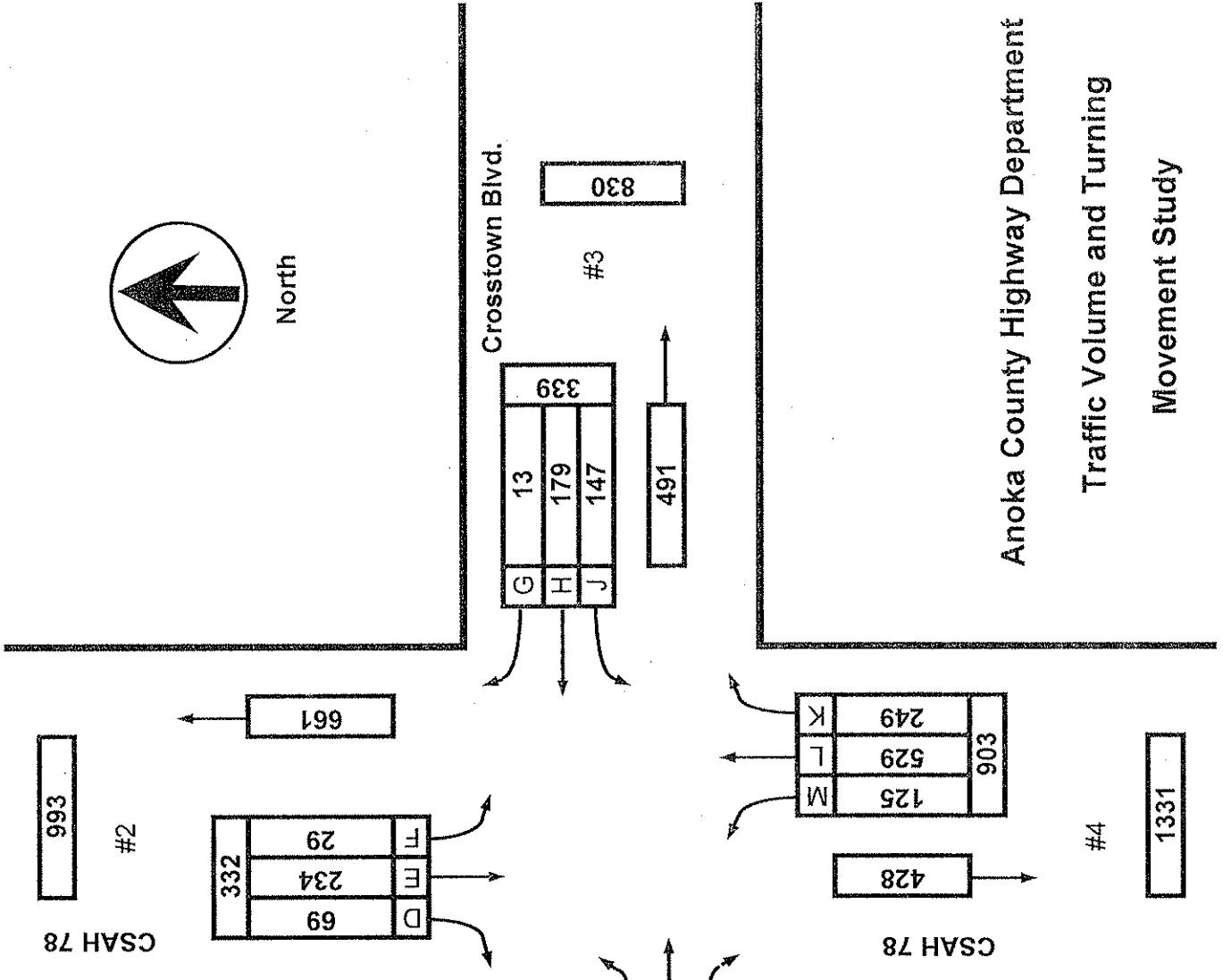
@ CR 18 (Crosstown Blvd.)

Collection Period : PM PEAK

Hour : 4:15 - 5:15 PM



North



	EXISTING LANES OF APPROACH			TOTAL
	RIGHT TURN LANE	LEFT TURN LANE	THRU LANES	
#1	1	1	1	3
#2	1	1	1	3
#3	1	1	1	3
#4	1	1	1	3

Anoka County Highway Department
 Traffic Volume and Turning
 Movement Study



Anoka County Highway Department

Traffic Engineering Section

Traffic Volume and Turning Movement Study

File Name : TMC1243
 Site Code : 12430202
 Start Date : 11/05/2012
 Page No : 1

Weather: Cool and Cloudy
 Counter: DB-400
 Counted by: Sam and Andrea

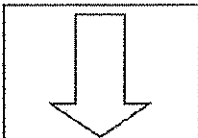
Groups Printed- Unshifted

Start Time	CSAH 78 Southbound					Crosstown Blvd. Westbound					CSAH 78 Northbound					CR 18 Eastbound					Excl. Total	Incl. Total	Int. Total
	Left	Thru	Right	Heavy	App. Total	Left	Thru	Right	Heavy	App. Total	Left	Thru	Right	Heavy	App. Total	Left	Thru	Right	Heavy	App. Total			
06:30	1	88	10	1	99	63	33	0	0	96	13	21	12	8	46	3	7	16	2	26	11	267	278
06:45	4	93	14	3	111	47	66	3	0	116	33	23	16	4	72	8	9	10	1	27	8	326	334
Total	5	181	24	4	210	110	99	3	0	212	46	44	28	12	118	11	16	26	3	53	19	593	612
07:00	6	139	51	5	196	50	79	1	0	130	34	26	18	5	78	20	20	31	0	71	10	475	485
07:15	26	117	35	3	178	40	115	4	4	159	37	43	26	9	106	35	38	71	3	144	19	587	606
07:30	22	106	24	2	152	37	75	1	2	113	38	52	13	4	103	34	67	57	1	158	9	526	535
07:45	11	166	28	2	205	47	44	10	1	101	31	57	21	6	109	32	45	46	2	123	11	538	549
Total	65	528	138	12	731	174	313	16	7	503	140	178	78	24	396	121	170	205	6	496	49	2126	2175
08:00	9	113	31	8	153	62	46	6	1	114	30	58	18	9	106	39	29	39	2	107	20	480	500
08:15	6	111	27	14	144	51	37	1	2	89	29	40	17	6	86	10	21	40	3	71	25	390	415
08:30	4	56	7	6	67	45	47	3	4	95	20	38	13	4	71	12	23	25	1	60	15	293	308
08:45	6	60	9	4	75	57	52	0	4	109	33	28	15	3	76	16	42	28	9	86	20	346	366
Total	25	340	74	32	439	215	182	10	11	407	112	164	63	22	339	77	115	132	15	324	80	1509	1589
09:00	7	76	13	2	96	36	52	1	1	89	39	45	26	5	110	11	29	39	2	79	10	374	384
09:15	8	64	12	6	84	41	40	2	6	83	32	37	26	3	95	17	24	35	1	76	16	338	354
09:30	0	0	0	0	0	0	0	0	0	0	0	0	0	0	0	0	0	0	0	0	0	0	0
09:45	0	0	0	0	0	0	0	0	0	0	0	0	0	0	0	0	0	0	0	0	0	0	0
Total	15	140	25	8	180	77	92	3	7	172	71	82	52	8	205	28	53	74	3	155	26	712	738
10:00	0	0	0	0	0	0	0	0	0	0	0	0	0	0	0	0	0	0	0	0	0	0	0
10:15	0	0	0	0	0	0	0	0	0	0	0	0	0	0	0	0	0	0	0	0	0	0	0
10:30	0	0	0	0	0	0	0	0	0	0	0	0	0	0	0	0	0	0	0	0	0	0	0
10:45	0	0	0	0	0	0	0	0	0	0	0	0	0	0	0	0	0	0	0	0	0	0	0
Total	0	0	0	0	0	0	0	0	0	0	0	0	0	0	0	0	0	0	0	0	0	0	0
11:00	0	0	0	0	0	0	0	0	0	0	0	0	0	0	0	0	0	0	0	0	0	0	0
11:15	0	0	0	0	0	0	0	0	0	0	0	0	0	0	0	0	0	0	0	0	0	0	0
11:30	0	0	0	0	0	0	0	0	0	0	0	0	0	0	0	0	0	0	0	0	0	0	0
11:45	0	0	0	0	0	0	0	0	0	0	0	0	0	0	0	0	0	0	0	0	0	0	0
Total	0	0	0	0	0	0	0	0	0	0	0	0	0	0	0	0	0	0	0	0	0	0	0
12:00	0	0	0	0	0	0	0	0	0	0	0	0	0	0	0	0	0	0	0	0	0	0	0
12:15	0	0	0	0	0	0	0	0	0	0	0	0	0	0	0	0	0	0	0	0	0	0	0
12:30	0	0	0	0	0	0	0	0	0	0	0	0	0	0	0	0	0	0	0	0	0	0	0
12:45	0	0	0	0	0	0	0	0	0	0	0	0	0	0	0	0	0	0	0	0	0	0	0
Total	0	0	0	0	0	0	0	0	0	0	0	0	0	0	0	0	0	0	0	0	0	0	0
13:00	0	0	0	0	0	0	0	0	0	0	0	0	0	0	0	0	0	0	0	0	0	0	0
13:15	0	0	0	0	0	0	0	0	0	0	0	0	0	0	0	0	0	0	0	0	0	0	0
13:30	5	46	10	3	61	37	14	1	0	52	14	33	22	0	69	4	28	5	1	37	4	219	223
13:45	4	39	7	1	50	22	18	2	2	42	9	49	28	5	86	12	19	13	4	44	12	222	234
Total	9	85	17	4	111	59	32	3	2	94	23	82	50	5	155	16	47	18	5	81	16	441	457
14:00	2	45	8	5	55	24	23	1	2	48	14	35	33	8	82	7	19	7	1	33	16	218	234
14:15	3	34	11	1	48	26	18	0	1	44	17	63	41	15	121	30	34	7	3	71	20	284	304
14:30	5	50	9	0	64	32	40	2	0	74	20	76	46	4	142	32	58	9	2	99	6	379	385
14:45	1	36	7	1	44	33	20	6	3	59	19	81	36	6	136	35	38	13	5	86	15	325	340
Total	11	165	35	7	211	115	101	9	6	225	70	255	156	33	481	104	149	36	11	289	57	1206	1263
15:00	1	66	28	18	95	28	16	3	1	47	22	102	62	6	186	23	39	10	1	72	26	400	426
15:15	4	66	24	17	94	37	43	4	7	84	18	66	27	5	111	16	44	16	1	76	30	365	395
15:30	6	64	10	4	80	26	39	6	3	71	23	86	49	4	158	23	48	15	7	86	18	395	413
15:45	3	49	13	1	65	27	24	4	0	55	31	123	52	6	206	19	38	8	2	65	9	391	400
Total	14	245	75	40	334	118	122	17	11	257	94	377	190	21	661	81	169	49	11	299	83	1551	1634
16:00	6	80	11	2	97	38	31	2	5	71	38	98	41	0	177	21	43	10	0	74	7	419	426
16:15	2	52	15	2	69	32	38	2	3	72	23	130	66	3	219	26	51	16	2	93	10	453	463
16:30	6	57	15	3	78	45	40	4	2	89	32	131	52	2	215	27	47	12	1	86	8	468	476
16:45	5	53	15	2	73	32	54	3	4	89	40	135	66	4	241	40	74	10	1	124	11	527	538
Total	19	242	56	9	317	147	163	11	14	321	133	494	225	9	852	114	215	48	4	377	36	1867	1903
17:00	16	72	24	4	112	38	47	4	3	89	30	133	65	3	228	26	41	9	0	76	10	505	515
17:15	7	53	14	5	74	35	47	1	1	83	22	114	42	2	178	32	43	21	1	96	9	431	440
17:30	12	73	16	1	101	37	59	4	0	100	29	114	49	3	192	33	33	18	0	84	4	477	481
17:45	7	41	7	0	55	30	42	3	0	75	30	106	59	3	195	27	50	8	1	85	4	410	414
Total	42	239	61	10	342	140	195	12	4	347	111	467	215	11	793	118	167	56	2	341	27	1823	1850
Grand Total	205	2165	505	126	2875	1155	1299	84	62	2538	800	2143	1057	145	4000	670	1101	644	60	2415	393	11828	12221
Apprch %	7.1	75.3	17.6			45.5	51.2	3.3			20	53.6	26.4			27.7	45.6	26.7					
Total %	1.7	18.3	4.3		24.3	9.8	11	0.7		21.5	6.8	18.1	8.9		33.8	5.7	9.3	5.4		20.4	3.2	96.8	

Anoka County Highway Department
Traffic Engineering Section
Traffic Volume and Turning Movement Study

Start Time	CSAH 78 Southbound				Crosstown Blvd. Westbound				CSAH 78 Northbound				CR 18 Eastbound				Int. Total
	Left	Thru	Right	App. Total	Left	Thru	Right	App. Total	Left	Thru	Right	App. Total	Left	Thru	Right	App. Total	
Peak Hour Analysis From 06:30 to 10:45 - Peak 1 of 1																	
Peak Hour for Entire Intersection Begins at 07:15																	
07:15	26	117	35	178	40	115	4	159	37	43	26	106	35	38	71	144	587
07:30	22	106	24	152	37	75	1	113	38	52	13	103	34	67	57	158	526
07:45	11	166	28	205	47	44	10	101	31	57	21	109	32	45	46	123	538
08:00	9	113	31	153	62	46	6	114	30	58	18	106	39	29	39	107	480
Total Volume	68	502	118	688	186	280	21	487	136	210	78	424	140	179	213	532	2131
% App. Total	9.9	73	17.2		38.2	57.5	4.3		32.1	49.5	18.4		26.3	33.6	40		
PHF	.654	.756	.843	.839	.750	.609	.525	.766	.895	.905	.750	.972	.897	.668	.750	.842	.908

Peak Hour Analysis From 11:00 to 17:45 - Peak 1 of 1																	
Peak Hour for Entire Intersection Begins at 16:15																	
16:15	2	52	15	69	32	38	2	72	23	130	66	219	26	51	16	93	453
16:30	6	57	15	78	45	40	4	89	32	131	52	215	27	47	12	86	468
16:45	5	53	15	73	32	54	3	89	40	135	66	241	40	74	10	124	527
17:00	16	72	24	112	38	47	4	89	30	133	65	228	26	41	9	76	505
Total Volume	29	234	69	332	147	179	13	339	125	529	249	903	119	213	47	379	1953
% App. Total	8.7	70.5	20.8		43.4	52.8	3.8		13.8	58.6	27.6		31.4	56.2	12.4		
PHF	.453	.813	.719	.741	.817	.829	.813	.952	.781	.980	.943	.937	.744	.720	.734	.764	.926



NORTH

COUNT LOCATION:

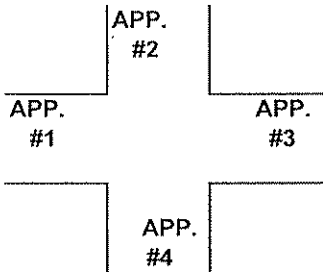
CSAH 78 (Hanson Blvd.)

DATE:

11/06/2012

@ CR 18 (Crosstown Blvd.)

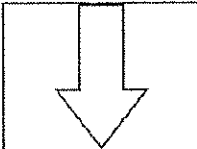
APP. #1 = Crosstown Blvd.
APP. #2 = CSAH 78
APP. #3 = CR 18
APP. #4 = CSAH 78



- HEAVY VEHICLE- ANY VEHICLE HAVING MORE THAN FOUR TIRES TOUCHING THE PAVEMENT
- A. TRUCKS- A HEAVY VEHICLE INVOLVED PRIMARILY IN THE TRANSPORT OF GOODS OR IN THE DELIVERY OF A SERVICE.
 - B. RV- A HEAVY VEHICLE OPERATED BY A PRIVATE MOTORIST AND INVOLVED IN THE TRANSPORT OF RECREATIONAL EQUIPMENT OR FACILITIES.
 - C. BUSES- A HEAVY VEHICLE INVOLVED IN THE TRANSPORTATION OF GROUPS OF PEOPLE.

TIME	PEDESTRIANS					HEAVY VEHICLES		
	APP. #1	APP. #2	APP. #3	APP. #4	15 MIN TOT	TRUCKS	RV	BUS
6:00-6:15AM								
6:15-6:30								
6:30-6:45						3		8
6:45-7:00	1			1	2	3		5
HOURLY TOTAL					2	HOURLY TOTAL		19
7:00-7:15	1			1	2	2		8
7:15-7:30				1	1	6		12
7:30-7:45						6		3
7:45-8:00						4		7
HOURLY TOTAL					3	HOURLY TOTAL		48
8:00-8:15	1				1	7		13
8:15-8:30						13		12
8:30-8:45						8		7
8:45-9:00				1	1	5		15
HOURLY TOTAL					2	HOURLY TOTAL		80
9:00-9:15						7		3
9:15-9:30			1		1	8		8
9:30-9:45								
9:45-10:00								
HOURLY TOTAL					1	HOURLY TOTAL		26
10:00-10:15								
10:15-10:30								
10:30-10:45								
10:45-11:00								
HOURLY TOTAL						HOURLY TOTAL		
11:00-11:15								
11:15-11:30								
11:30-11:45								
11:45-12:00								
HOURLY TOTAL						HOURLY TOTAL		
12:00-12:15								
12:15-12:30								
12:30-12:45								
12:45-1:00								
HOURLY TOTAL						HOURLY TOTAL		
1:00-1:15								
1:15-1:30								
1:30-1:45	1	1			2	4		
1:45-2:00						11		1
HOURLY TOTAL					2	HOURLY TOTAL		16
TOTAL					10	TOTAL		189

1
2
3
4
5
6
7
8
9
10
11
12
13
14
15
16
17
18
19
20
21
22
23
24
25
26
27
28
29
30
31
32



NORTH

APP. #1 = Crosstown Blvd.
APP. #2 = CSAH 78
APP. #3 = CR 18
APP. #4 = CSAH 78

COUNT LOCATION:

CSAH 78 (Hanson Blvd.)

DATE:

11/05/2012

@ CR 18 (Crosstown Blvd.)

APP. #2

APP. #1

APP. #3

APP. #4

HEAVY VEHICLE- ANY VEHICLE HAVING MORE THAN FOUR TIRES TOUCHING THE PAVEMENT

- A. TRUCKS- A HEAVY VEHICLE INVOLVED PRIMARILY IN THE TRANSPORT OF GOODS OR IN THE DELIVERY OF A SERVICE.
- B. RV- A HEAVY VEHICLE OPERATED BY A PRIVATE MOTORIST AND INVOLVED IN THE TRANSPORT OF RECREATIONAL EQUIPMENT OR FACILITIES.
- C. BUSES- A HEAVY VEHICLE INVOLVED IN THE TRANSPORTATION OF GROUPS OF PEOPLE.

TIME	PEDESTRIANS					HEAVY VEHICLES		
	APP. #1	APP. #2	APP. #3	APP. #4	15 MIN TOT	TRUCKS	RV	BUS
2:00-2:15PM			2		2	9		7
2:15-2:30				2		7		13
2:30-2:45						2		4
2:45-3:00				6		6		9
HOURLY TOTAL					2	HOURLY TOTAL		57
3:00-3:15		1			1	5		20
3:15-3:30	1	3	2	2	8	6		23
3:30-3:45				1	1	5		13
3:45-4:00	4	4	1	3	12	4		6
HOURLY TOTAL					22	HOURLY TOTAL		82
4:00-4:15	2		5	5	12	1		6
4:15-4:30	1			1	2	4		6
4:30-4:45				7	7	3		5
4:45-5:00	1				1	4		7
HOURLY TOTAL					22	HOURLY TOTAL		36
5:00-5:15						2		8
5:15-5:30		1		1	2	2		7
5:30-5:45						4		
5:45-6:00						3		1
HOURLY TOTAL					2	HOURLY TOTAL		27
6:00-6:15								
6:15-6:30								
6:30-6:45								
6:45-7:00								
HOURLY TOTAL						HOURLY TOTAL		
7:00-7:15								
7:15-7:30								
7:30-7:45								
7:45-8:00								
HOURLY TOTAL						HOURLY TOTAL		
8:00-8:15								
8:15-8:30								
8:30-8:45								
8:45-9:00								
HOURLY TOTAL						HOURLY TOTAL		
9:00-9:15								
9:15-9:30								
9:30-9:45								
9:45-10:00								
HOURLY TOTAL						HOURLY TOTAL		
				TOTAL	58		TOTAL	391

1
2
3
4
5
6
7
8
9
10
11
12
13
14
15
16
17
18
19
20
21
22
23
24
25
26
27
28
29
30
31
32