

Date : 11/29/12


Count Number : TMC1246

Location : CSAH 11 (Northdale Blvd.)

@ Ilex St.

Collection Period : PEAK HOURS

7 - 9:00 AM & 4 - 6:00 PM



North

136

#2

Ilex St.

48	D	21
	E	10
	F	17

88

CSAH 11

28	G
1414	H
55	J

#3

2899

1402

1515	C	40
	B	1321
	A	53

#1

2929

CSAH 11

EXISTING LANES OF APPROACH				TOTAL
RIGHT TURN LANE	LEFT TURN LANE	THRU LANES		
0	0	1		1
0	0	1		1
0	0	1		1
0	0	1		1

Shopping Center Access

80	M
20	L
64	K

#4

118

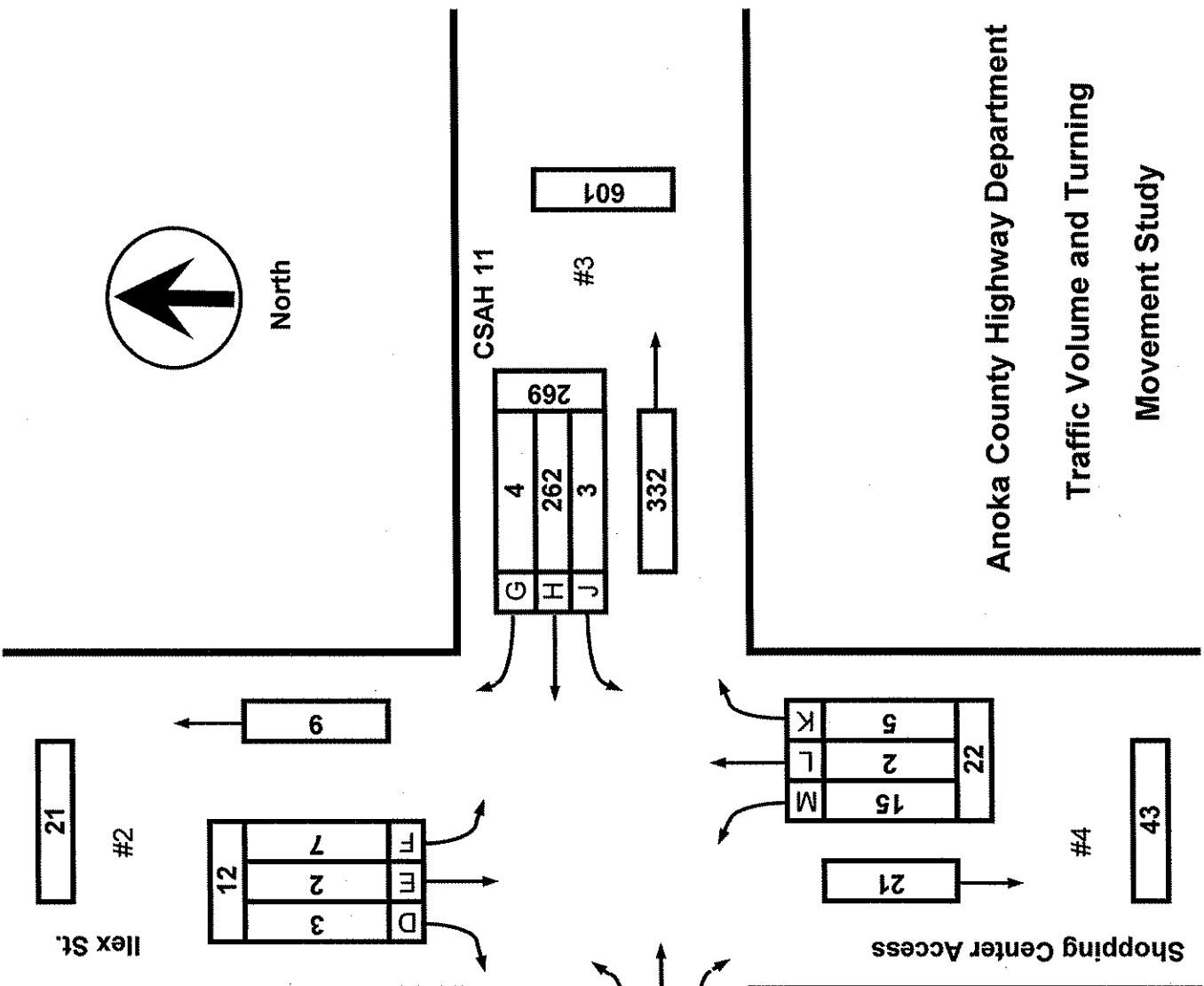

282

Anoka County Highway Department

Traffic Volume and Turning

Movement Study

Date : 11/29/12  
 Count Number : TMC1246  
 Location : CSAH 11 (Northdale Blvd.)  
 @ Ilex St.  
 Collection Period : AM PEAK  
 Hour : 7:15 - 8:15 AM



	EXISTING LANES OF APPROACH			TOTAL
	RIGHT TURN LANE	LEFT TURN LANE	THRU LANES	
#1	0	0	1	1
#2	0	0	1	1
#3	0	0	1	1
#4	0	0	1	1

Anoka County Highway Department  
 Traffic Volume and Turning  
 Movement Study

Date : 11/27/12


Count Number : TMC1246

Location : CSAH 11 (Northdale Blvd.)

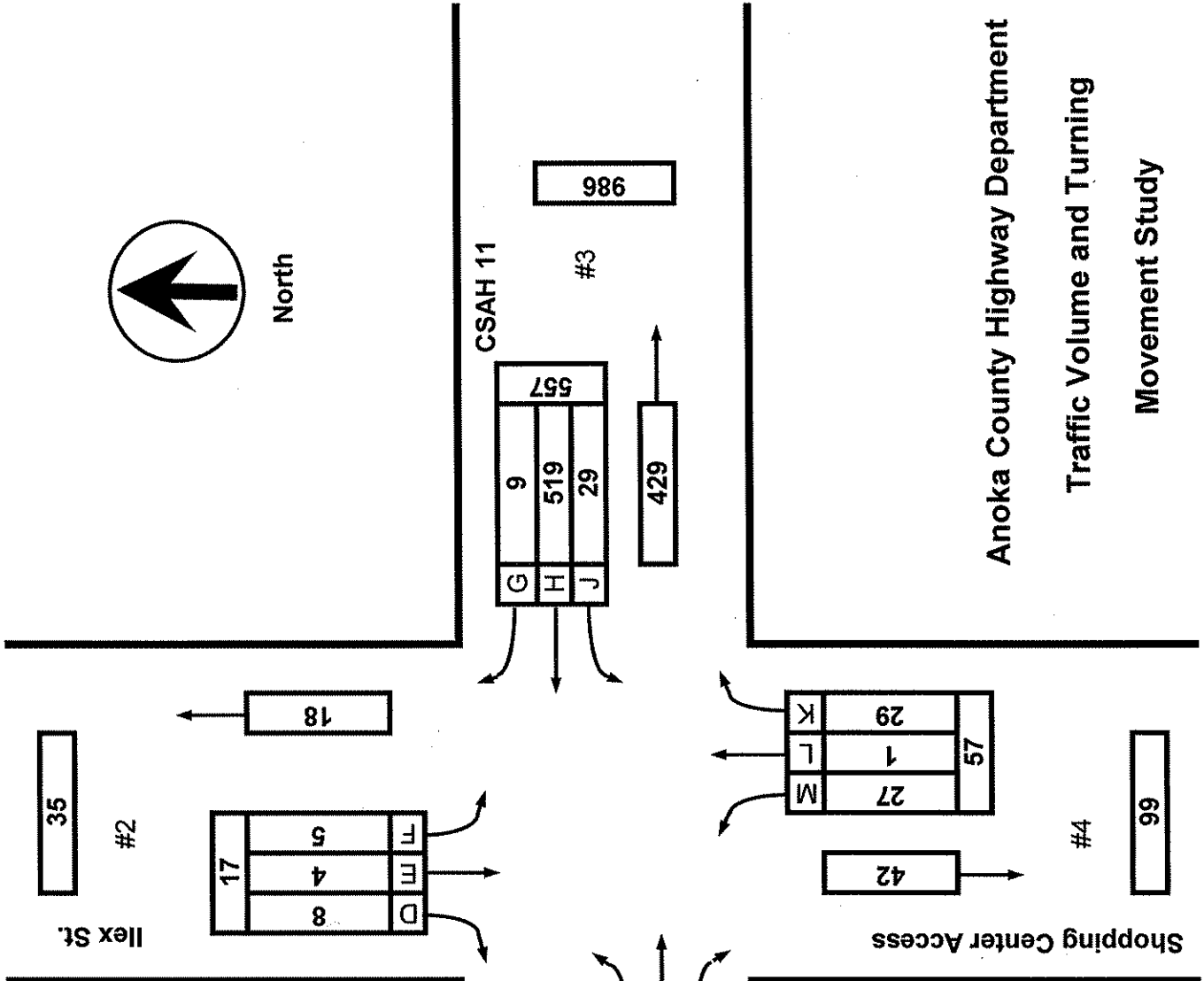
@ Ilex St.

Collection Period : PM PEAK

Hour : 4:30 PM - 5:30 PM



North



	EXISTING LANES OF APPROACH			TOTAL
	RIGHT TURN LANE	LEFT TURN LANE	THRU LANES	
#1	0	0	1	1
#2	0	0	1	1
#3	0	0	1	1
#4	0	0	1	1

Anoka County Highway Department  
 Traffic Volume and Turning  
 Movement Study



# Anoka County Highway Department

## Traffic Engineering Section

### Traffic Volume and Turning Movement Study

File Name : TMC1246  
 Site Code : 12460202  
 Start Date : 11/27/2012  
 Page No : 1

Weather: Cool and Sunny  
 Counter: DB-400  
 Counted by: Sam and Andrea

#### Groups Printed- Unshifted

Start Time	Ilex St. Southbound					CSAH 11 Westbound					Parking Lot Northbound					CSAH 11 Eastbound					Exclu. Total	Inclu. Total	Int. Total
	Left	Thru	Right	Heavy	App. Total	Left	Thru	Right	Heavy	App. Total	Left	Thru	Right	Heavy	App. Total	Left	Thru	Right	Heavy	App. Total			
07:00	1	0	1	0	2	0	44	0	3	44	1	0	0	0	1	3	59	4	5	66	8	113	121
07:15	2	0	0	0	2	0	80	0	3	80	4	0	0	0	4	1	61	5	2	67	5	153	158
07:30	3	2	0	0	5	2	59	0	4	61	6	0	2	1	8	0	101	6	1	107	6	181	187
07:45	0	0	1	0	1	0	71	3	5	74	1	1	0	0	2	0	71	2	5	73	10	150	160
<b>Total</b>	<b>6</b>	<b>2</b>	<b>2</b>	<b>0</b>	<b>10</b>	<b>2</b>	<b>254</b>	<b>3</b>	<b>15</b>	<b>259</b>	<b>12</b>	<b>1</b>	<b>2</b>	<b>1</b>	<b>15</b>	<b>4</b>	<b>292</b>	<b>17</b>	<b>13</b>	<b>313</b>	<b>29</b>	<b>597</b>	<b>626</b>
08:00	2	0	2	0	4	1	52	1	1	54	4	1	3	1	8	2	87	3	3	92	5	158	163
08:15	0	0	2	0	2	1	60	0	3	61	1	0	2	1	3	1	52	1	4	54	8	120	128
08:30	0	0	0	0	0	1	48	0	4	49	5	0	4	2	9	0	73	6	8	79	14	137	151
08:45	0	0	0	0	0	0	62	1	1	63	5	1	1	2	7	1	76	3	4	80	7	150	157
<b>Total</b>	<b>2</b>	<b>0</b>	<b>4</b>	<b>0</b>	<b>6</b>	<b>3</b>	<b>222</b>	<b>2</b>	<b>9</b>	<b>227</b>	<b>15</b>	<b>2</b>	<b>10</b>	<b>6</b>	<b>27</b>	<b>4</b>	<b>288</b>	<b>13</b>	<b>19</b>	<b>305</b>	<b>34</b>	<b>565</b>	<b>599</b>
*** BREAK ***																							
16:00	0	1	2	0	3	6	99	3	3	108	8	2	8	1	18	8	112	2	5	122	9	251	260
16:15	3	1	1	0	5	3	113	3	0	119	5	5	6	0	16	4	79	5	7	88	7	228	235
16:30	2	2	1	0	5	6	159	1	1	166	8	0	7	0	15	1	104	2	0	107	1	293	294
16:45	1	0	2	0	3	7	119	1	1	127	6	1	6	0	13	3	99	0	1	102	2	245	247
<b>Total</b>	<b>6</b>	<b>4</b>	<b>6</b>	<b>0</b>	<b>16</b>	<b>22</b>	<b>490</b>	<b>8</b>	<b>5</b>	<b>520</b>	<b>27</b>	<b>8</b>	<b>27</b>	<b>1</b>	<b>62</b>	<b>16</b>	<b>394</b>	<b>9</b>	<b>13</b>	<b>419</b>	<b>19</b>	<b>1017</b>	<b>1036</b>
17:00	1	2	3	0	6	10	112	3	0	125	7	0	9	0	16	3	100	2	3	105	3	252	255
17:15	1	0	2	0	3	6	129	4	1	139	6	0	7	0	13	1	92	5	0	98	1	253	254
17:30	1	1	2	0	4	3	110	2	3	115	5	5	7	0	17	8	68	4	1	80	4	216	220
17:45	0	1	2	0	3	9	97	6	1	112	8	4	2	0	14	4	87	3	1	94	2	223	225
<b>Total</b>	<b>3</b>	<b>4</b>	<b>9</b>	<b>0</b>	<b>16</b>	<b>28</b>	<b>448</b>	<b>15</b>	<b>5</b>	<b>491</b>	<b>26</b>	<b>9</b>	<b>25</b>	<b>0</b>	<b>60</b>	<b>16</b>	<b>347</b>	<b>14</b>	<b>5</b>	<b>377</b>	<b>10</b>	<b>944</b>	<b>954</b>
<b>Grand Total</b>	<b>17</b>	<b>10</b>	<b>21</b>	<b>0</b>	<b>48</b>	<b>55</b>	<b>1414</b>	<b>28</b>	<b>34</b>	<b>1497</b>	<b>80</b>	<b>20</b>	<b>64</b>	<b>8</b>	<b>164</b>	<b>40</b>	<b>1321</b>	<b>53</b>	<b>50</b>	<b>1414</b>	<b>92</b>	<b>3123</b>	<b>3215</b>
<b>Approch %</b>	<b>35.4</b>	<b>20.8</b>	<b>43.8</b>			<b>3.7</b>	<b>94.5</b>	<b>1.9</b>			<b>48.8</b>	<b>12.2</b>	<b>39</b>			<b>2.8</b>	<b>93.4</b>	<b>3.7</b>					
<b>Total %</b>	<b>0.5</b>	<b>0.3</b>	<b>0.7</b>		<b>1.5</b>	<b>1.8</b>	<b>45.3</b>	<b>0.9</b>		<b>47.9</b>	<b>2.6</b>	<b>0.6</b>	<b>2</b>		<b>5.3</b>	<b>1.3</b>	<b>42.3</b>	<b>1.7</b>		<b>45.3</b>	<b>2.9</b>	<b>97.1</b>	

Start Time	Ilex St. Southbound					CSAH 11 Westbound					Parking Lot Northbound					CSAH 11 Eastbound					Int. Total
	Left	Thru	Right	App. Total	Left	Thru	Right	App. Total	Left	Thru	Right	App. Total	Left	Thru	Right	App. Total					
Peak Hour Analysis From 07:00 to 11:45 - Peak 1 of 1																					
Peak Hour for Entire Intersection Begins at 07:15																					
07:15	2	0	0	2	0	80	0	80	4	0	0	4	1	61	5	67	153				
07:30	3	2	0	5	2	59	0	61	6	0	2	8	0	101	6	107	181				
07:45	0	0	1	1	0	71	3	74	1	1	0	2	0	71	2	73	150				
08:00	2	0	2	4	1	52	1	54	4	1	3	8	2	87	3	92	158				
<b>Total Volume</b>	<b>7</b>	<b>2</b>	<b>3</b>	<b>12</b>	<b>3</b>	<b>262</b>	<b>4</b>	<b>269</b>	<b>15</b>	<b>2</b>	<b>5</b>	<b>22</b>	<b>3</b>	<b>320</b>	<b>16</b>	<b>339</b>	<b>642</b>				
<b>% App. Total</b>	<b>58.3</b>	<b>16.7</b>	<b>25</b>		<b>1.1</b>	<b>97.4</b>	<b>1.5</b>		<b>68.2</b>	<b>9.1</b>	<b>22.7</b>		<b>0.9</b>	<b>94.4</b>	<b>4.7</b>						
<b>PHF</b>	<b>.583</b>	<b>.250</b>	<b>.375</b>	<b>.600</b>	<b>.375</b>	<b>.819</b>	<b>.333</b>	<b>.841</b>	<b>.625</b>	<b>.500</b>	<b>.417</b>	<b>.688</b>	<b>.375</b>	<b>.792</b>	<b>.667</b>	<b>.792</b>	<b>.887</b>				

Peak Hour Analysis From 12:00 to 17:45 - Peak 1 of 1																					
Peak Hour for Entire Intersection Begins at 16:30																					
16:30	2	2	1	5	6	159	1	166	8	0	7	15	1	104	2	107	293				
16:45	1	0	2	3	7	119	1	127	6	1	6	13	3	99	0	102	245				
17:00	1	2	3	6	10	112	3	125	7	0	9	16	3	100	2	105	252				
17:15	1	0	2	3	6	129	4	139	6	0	7	13	1	92	5	98	253				
<b>Total Volume</b>	<b>5</b>	<b>4</b>	<b>8</b>	<b>17</b>	<b>29</b>	<b>519</b>	<b>9</b>	<b>557</b>	<b>27</b>	<b>1</b>	<b>29</b>	<b>57</b>	<b>8</b>	<b>395</b>	<b>9</b>	<b>412</b>	<b>1043</b>				
<b>% App. Total</b>	<b>29.4</b>	<b>23.5</b>	<b>47.1</b>		<b>5.2</b>	<b>93.2</b>	<b>1.6</b>		<b>47.4</b>	<b>1.8</b>	<b>50.9</b>		<b>1.9</b>	<b>95.9</b>	<b>2.2</b>						
<b>PHF</b>	<b>.625</b>	<b>.500</b>	<b>.667</b>	<b>.708</b>	<b>.725</b>	<b>.816</b>	<b>.563</b>	<b>.839</b>	<b>.844</b>	<b>.250</b>	<b>.806</b>	<b>.891</b>	<b>.667</b>	<b>.950</b>	<b>.450</b>	<b>.963</b>	<b>.890</b>				



**ANOKA COUNTY HIGHWAY  
PC-WARRANTS  
TRAFFIC SIGNAL WARRANT ANALYSIS**

Study Name : TMC1246  
Study Date : 12/03/12  
Page No. : 1

**Signal Warrants - Summary**

**Major Street Approaches**

**Eastbound: CSAH 11**  
Number of Lanes: 1  
85% Speed < 40 MPH.  
Total Approach Volume: **1,418**

**Westbound: CSAH 11**  
Number of Lanes: 1  
85% Speed < 40 MPH.  
Total Approach Volume: **1,501**

**Minor Street Approaches**

**Northbound: Parking Lot**  
Number of Lanes: 1  
  
Total Approach Volume: **168**

**Southbound: Ilex St.**  
Number of Lanes: 1  
  
Total Approach Volume: **52**

**Warrant Summary (Urban values apply.)**

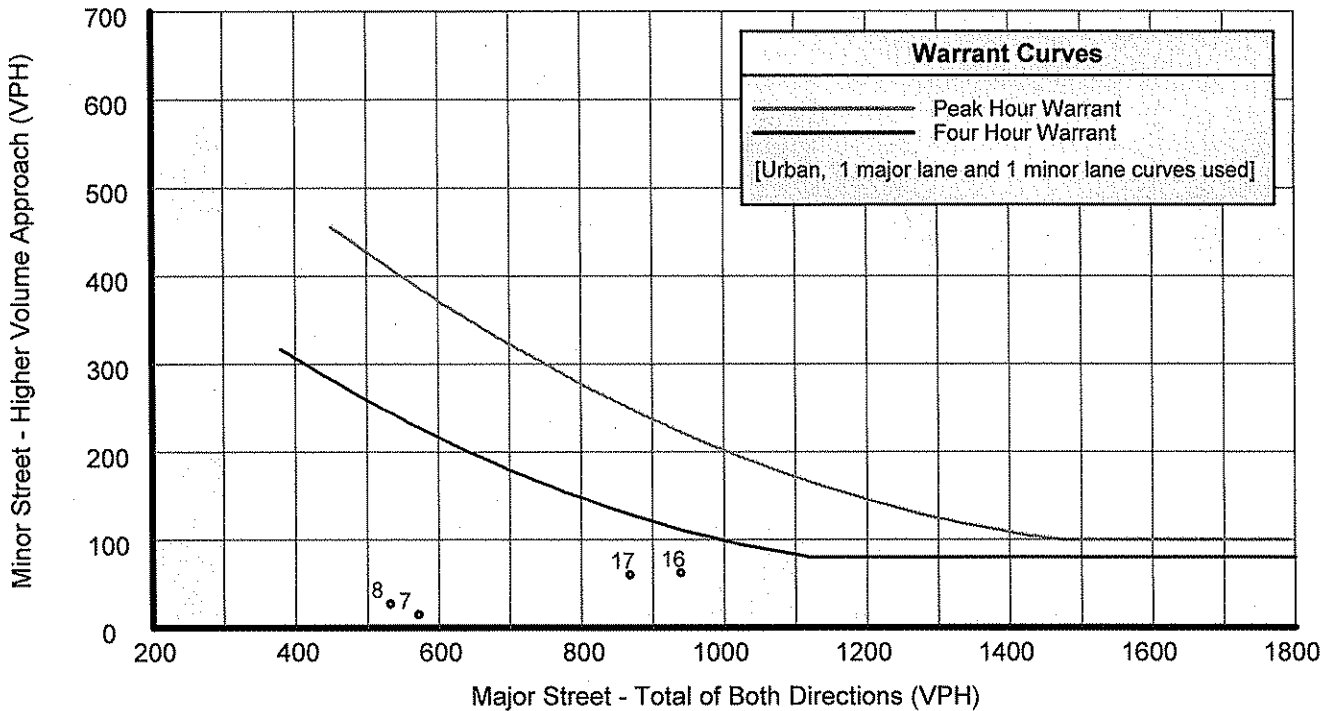
- Warrant 1 - Eight Hour Vehicular Volumes ..... Not Satisfied**
  - Warrant 1A - Minimum Vehicular Volume ..... Not Satisfied**  
Required volumes reached for 0 hours, 8 are needed
  - Warrant 1B - Interruption of Continuous Traffic ..... Not Satisfied**  
Required volumes reached for 0 hours, 8 are needed
  - Warrant 1 A&B - Combination of Warrants ..... Not Satisfied**  
Required volumes reached for 0 hours, 8 are needed
- Warrant 2 - Four Hour Volumes ..... Not Satisfied**  
Number of hours (0) volumes exceed minimum < minimum required (4).
- Warrant 3 - Peak Hour ..... Not Satisfied**
  - Warrant 3A - Peak Hour Delay ..... Not Satisfied**  
Approach volumes on minor street don't exceed minimums for any hour. Delay data not evaluated.
  - Warrant 3B - Peak Hour Volumes ..... Not Satisfied**  
Volumes do not exceed minimums for any hour.
- Warrant 4 - Pedestrian Volumes ..... Not Evaluated**
- Warrant 5 - School Crossing ..... Not Evaluated**
- Warrant 6 - Coordinated Signal System ..... Not Evaluated**
- Warrant 7 - Crash Experience ..... Not Evaluated**
- Warrant 8 - Roadway Network ..... Not Evaluated**
- Warrant 9 - Intersection Near a Grade Crossing ..... Not Evaluated**



**ANOKA COUNTY HIGHWAY  
PC-WARRANTS  
TRAFFIC SIGNAL WARRANT ANALYSIS**

Study Name : TMC1246  
Study Date : 12/03/12  
Page No. : 2

**Signal Warrants - Summary**



**Analysis of 8-Hour Volume Warrants:**

**War 1A-Minimum Volume**

**War 1B-Interruption of Traffic**

**War 1C-Combination of Warrants**

Hour Begin	Major Total	Minor Vol	Maj Dir	Maj 500	Min 150	Hour Begin	Major Total	Minor Vol	Maj Dir	Maj 750	Min 75	Hour Begin	Major Total	Minor Vol	Maj Dir	Maj 600	Min 120
16:30	969	57	NB	Yes	No	16:30	969	57	NB	Yes	No	16:30	969	57	NB	Yes	No
16:15	939	60	NB	Yes	No	16:15	939	60	NB	Yes	No	16:15	939	60	NB	Yes	No
16:00	939	62	NB	Yes	No	16:00	939	62	NB	Yes	No	16:00	939	62	NB	Yes	No
16:45	891	59	NB	Yes	No	16:45	891	59	NB	Yes	No	16:45	891	59	NB	Yes	No
17:00	868	60	NB	Yes	No	17:00	868	60	NB	Yes	No	17:00	868	60	NB	Yes	No
15:45	710	50	NB	Yes	No	15:45	710	50	NB	No	No	15:45	710	50	NB	Yes	No
17:15	639	44	NB	Yes	No	17:15	639	44	NB	No	No	17:15	639	44	NB	Yes	No
07:15	608	22	NB	Yes	No	07:15	608	22	NB	No	No	07:15	608	22	NB	Yes	No
07:30	576	21	NB	Yes	No	07:30	576	21	NB	No	No	07:30	576	21	NB	No	No
07:00	572	15	NB	Yes	No	07:00	572	15	NB	No	No	07:00	572	15	NB	No	No
07:45	536	22	NB	Yes	No	07:45	536	22	NB	No	No	07:45	536	22	NB	No	No
08:00	532	27	NB	Yes	No	08:00	532	27	NB	No	No	08:00	532	27	NB	No	No
15:30	438	35	NB	No	No	15:30	438	35	NB	No	No	15:30	438	35	NB	No	No
06:45	425	13	NB	No	No	06:45	425	13	NB	No	No	06:45	425	13	NB	No	No
17:30	403	31	NB	No	No	17:30	403	31	NB	No	No	17:30	403	31	NB	No	No
08:15	386	19	NB	No	No	08:15	386	19	NB	No	No	08:15	386	19	NB	No	No
08:30	272	17	NB	No	No	08:30	272	17	NB	No	No	08:30	272	17	NB	No	No
06:30	258	6	NB	No	No	06:30	258	6	NB	No	No	06:30	258	6	NB	No	No
15:15	232	19	NB	No	No	15:15	232	19	NB	No	No	15:15	232	19	NB	No	No
17:45	208	15	NB	No	No	17:45	208	15	NB	No	No	17:45	208	15	NB	No	No
08:45	144	8	NB	No	No	08:45	144	8	NB	No	No	08:45	144	8	NB	No	No
06:15	111	3	SB	No	No	06:15	111	3	SB	No	No	06:15	111	3	SB	No	No
18:00	2	1	SB	No	No	18:00	2	1	SB	No	No	18:00	2	1	SB	No	No
15:00	2	1	SB	No	No	15:00	2	1	SB	No	No	15:00	2	1	SB	No	No



**ANOKA COUNTY HIGHWAY  
PC-WARRANTS  
TRAFFIC SIGNAL WARRANT ANALYSIS**

Study Name : TMC1246  
Study Date : 12/03/12  
Page No. : 1

**Multi-Way Stop Warrant Report**

**Major Street Approaches**

**Eastbound: CSAH 11**  
Total Approach Volume: 1,414  
85% Speed < 40 MPH.

**Westbound: CSAH 11**  
Total Approach Volume: 1,497  
85% Speed < 40 MPH.

**Minor Street Approaches**

**Northbound: Parking Lot**  
Total Approach Volume: 164

**Southbound: Ilex St.**  
Total Approach Volume: 48

**Warrant Summary**

**Criteria A - Interim Measure** ..... Not Evaluated  
If traffic signals are justified, stop signs can be installed as an interim measure.

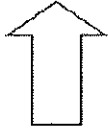
**Criteria B - Crash Experience** ..... Not Evaluated

**Criteria C - Minimum Volumes and Delays** ..... Not Satisfied  
Delay data not evaluated  
Required volumes reached for 0 hours, 8 are needed

**Criteria D - 80% of Volumes, Delays, and Crashes** ..... Not Evaluated  
Delay data not evaluated  
Number of crashes (-1) is less than the minimum required (4).  
Required volumes reached for 0 hours, 8 are needed

**Analysis of 8 Hour Volume Warrants:**

Time	Major Total	Minor Total	Crit C			Crit D		
			Major	Minor Crit	Meets?	Major Crit	Minor Crit	Meets?
06:45 - 07:45	425	22	300-Yes	200-No	Major	240-Yes	160-No	Major
07:00 - 08:00	572	25	300-Yes	200-No	Major	240-Yes	160-No	Major
07:15 - 08:15	608	34	300-Yes	200-No	Major	240-Yes	160-No	Major
07:30 - 08:30	576	33	300-Yes	200-No	Major	240-Yes	160-No	Major
07:45 - 08:45	536	29	300-Yes	200-No	Major	240-Yes	160-No	Major
08:00 - 09:00	532	33	300-Yes	200-No	Major	240-Yes	160-No	Major
08:15 - 09:15	386	21	300-Yes	200-No	Major	240-Yes	160-No	Major
15:30 - 16:30	437	42	300-Yes	200-No	Major	240-Yes	160-No	Major
15:45 - 16:45	710	62	300-Yes	200-No	Major	240-Yes	160-No	Major
16:00 - 17:00	939	78	300-Yes	200-No	Major	240-Yes	160-No	Major
16:15 - 17:15	939	79	300-Yes	200-No	Major	240-Yes	160-No	Major
16:30 - 17:30	969	74	300-Yes	200-No	Major	240-Yes	160-No	Major
16:45 - 17:45	891	75	300-Yes	200-No	Major	240-Yes	160-No	Major
17:00 - 18:00	868	76	300-Yes	200-No	Major	240-Yes	160-No	Major
17:15 - 18:15	638	54	300-Yes	200-No	Major	240-Yes	160-No	Major
17:30 - 18:30	401	38	300-Yes	200-No	Major	240-Yes	160-No	Major
00:00 - 01:00	0	0	300-No	200-No	No	240-No	160-No	No
00:15 - 01:15	0	0	300-No	200-No	No	240-No	160-No	No
00:30 - 01:30	0	0	300-No	200-No	No	240-No	160-No	No
00:45 - 01:45	0	0	300-No	200-No	No	240-No	160-No	No
01:00 - 02:00	0	0	300-No	200-No	No	240-No	160-No	No
01:15 - 02:15	0	0	300-No	200-No	No	240-No	160-No	No
01:30 - 02:30	0	0	300-No	200-No	No	240-No	160-No	No
01:45 - 02:45	0	0	300-No	200-No	No	240-No	160-No	No



**NORTH**

APP. #1 = CSAH 11
APP. #2 = Illex St.
APP. #3 = CSAH 11
APP. #4 = Illex St.

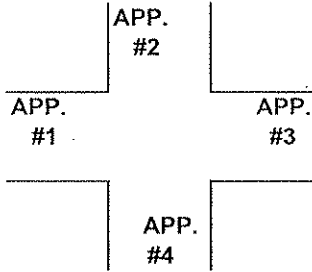
**COUNT LOCATION:**

CSAH 11 (Northdale Blvd.)

**DATE:**

11/29/2012

@ Illex St.

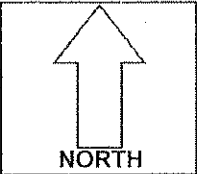


- HEAVY VEHICLE- ANY VEHICLE HAVING MORE THAN FOUR TIRES TOUCHING THE PAVEMENT**
- A. TRUCKS- A HEAVY VEHICLE INVOLVED PRIMARILY IN THE TRANSPORT OF GOODS OR IN THE DELIVERY OF A SERVICE.
  - B. RV- A HEAVY VEHICLE OPERATED BY A PRIVATE MOTORIST AND INVOLVED IN THE TRANSPORT OF RECREATIONAL EQUIPMENT OR FACILITIES.
  - C. BUSES- A HEAVY VEHICLE INVOLVED IN THE TRANSPORTATION OF GROUPS OF PEOPLE.

TIME	PEDESTRIANS					HEAVY VEHICLES		
	APP. #1	APP. #2	APP. #3	APP. #4	15 MIN TOT	TRUCKS	RV	BUS
6:00-6:15AM								
6:15-6:30								
6:30-6:45								
6:45-7:00								
<b>HOURLY TOTAL</b>								
7:00-7:15						3		5
7:15-7:30						1		4
7:30-7:45				1	1	4		3
7:45-8:00						6		3
<b>HOURLY TOTAL</b>					1			29
8:00-8:15						4		1
8:15-8:30				1	1	3		5
8:30-8:45						7		7
8:45-9:00						3		4
<b>HOURLY TOTAL</b>					1			34
9:00-9:15								
9:15-9:30								
9:30-9:45								
9:45-10:00								
<b>HOURLY TOTAL</b>								
10:00-10:15								
10:15-10:30								
10:30-10:45								
10:45-11:00								
<b>HOURLY TOTAL</b>								
11:00-11:15								
11:15-11:30								
11:30-11:45								
11:45-12:00								
<b>HOURLY TOTAL</b>								
12:00-12:15								
12:15-12:30								
12:30-12:45								
12:45-1:00								
<b>HOURLY TOTAL</b>								
1:00-1:15								
1:15-1:30								
1:30-1:45								
1:45-2:00								
<b>HOURLY TOTAL</b>								
					<b>TOTAL</b>	<b>2</b>	<b>TOTAL</b>	<b>63</b>

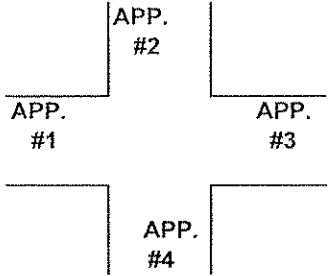
1  
2  
3  
4  
5  
6  
7  
8  
9  
10  
11  
12  
13  
14  
15  
16  
17  
18  
19  
20  
21  
22  
23  
24  
25  
26  
27  
28  
29  
30  
31  
32





COUNT LOCATION: CSAH 11 (Northdale Blvd.) DATE: 11/27/2012  
@ Ilex St.

- APP. #1 = CSAH 11
- APP. #2 = Ilex St.
- APP. #3 = CSAH 11
- APP. #4 = Ilex St.



HEAVY VEHICLE- ANY VEHICLE HAVING MORE THAN FOUR TIRES TOUCHING THE PAVEMENT

- A. TRUCKS- A HEAVY VEHICLE INVOLVED PRIMARILY IN THE TRANSPORT OF GOODS OR IN THE DELIVERY OF A SERVICE.
- B. RV- A HEAVY VEHICLE OPERATED BY A PRIVATE MOTORIST AND INVOLVED IN THE TRANSPORT OF RECREATIONAL EQUIPMENT OR FACILITIES.
- C. BUSES- A HEAVY VEHICLE INVOLVED IN THE TRANSPORTATION OF GROUPS OF PEOPLE.

TIME	PEDESTRIANS					HEAVY VEHICLES		
	APP. #1	APP. #2	APP. #3	APP. #4	15 MIN TOT	TRUCKS	RV	BUS
2:00-2:15PM								
2:15-2:30								
2:30-2:45								
2:45-3:00								
<b>HOURLY TOTAL</b>						<b>HOURLY TOTAL</b>		
3:00-3:15								
3:15-3:30								
3:30-3:45								
3:45-4:00								
<b>HOURLY TOTAL</b>						<b>HOURLY TOTAL</b>		
4:00-4:15		1			1	1		5
4:15-4:30	1	1			2	2		6
4:30-4:45						3		
4:45-5:00						1		1
<b>HOURLY TOTAL</b>					<b>3</b>	<b>HOURLY TOTAL</b>		<b>19</b>
5:00-5:15	1				1	1		1
5:15-5:30			2		2	2		1
5:30-5:45						3		1
5:45-6:00								1
<b>HOURLY TOTAL</b>					<b>3</b>	<b>HOURLY TOTAL</b>		<b>10</b>
6:00-6:15								
6:15-6:30								
6:30-6:45								
6:45-7:00								
<b>HOURLY TOTAL</b>						<b>HOURLY TOTAL</b>		
7:00-7:15								
7:15-7:30								
7:30-7:45								
7:45-8:00								
<b>HOURLY TOTAL</b>						<b>HOURLY TOTAL</b>		
8:00-8:15								
8:15-8:30								
8:30-8:45								
8:45-9:00								
<b>HOURLY TOTAL</b>						<b>HOURLY TOTAL</b>		
9:00-9:15								
9:15-9:30								
9:30-9:45								
9:45-10:00								
<b>HOURLY TOTAL</b>						<b>HOURLY TOTAL</b>		
					<b>TOTAL</b>		<b>TOTAL</b>	<b>92</b>
					<b>8</b>			

1  
2  
3  
4  
5  
6  
7  
8  
9  
10  
11  
12  
13  
14  
15  
16  
17  
18  
19  
20  
21  
22  
23  
24  
25  
26  
27  
28  
29  
30  
31  
32