

Date : 12/12/12


Count Number : TMC1247

Location : CSAH 14 (125th Ave.)

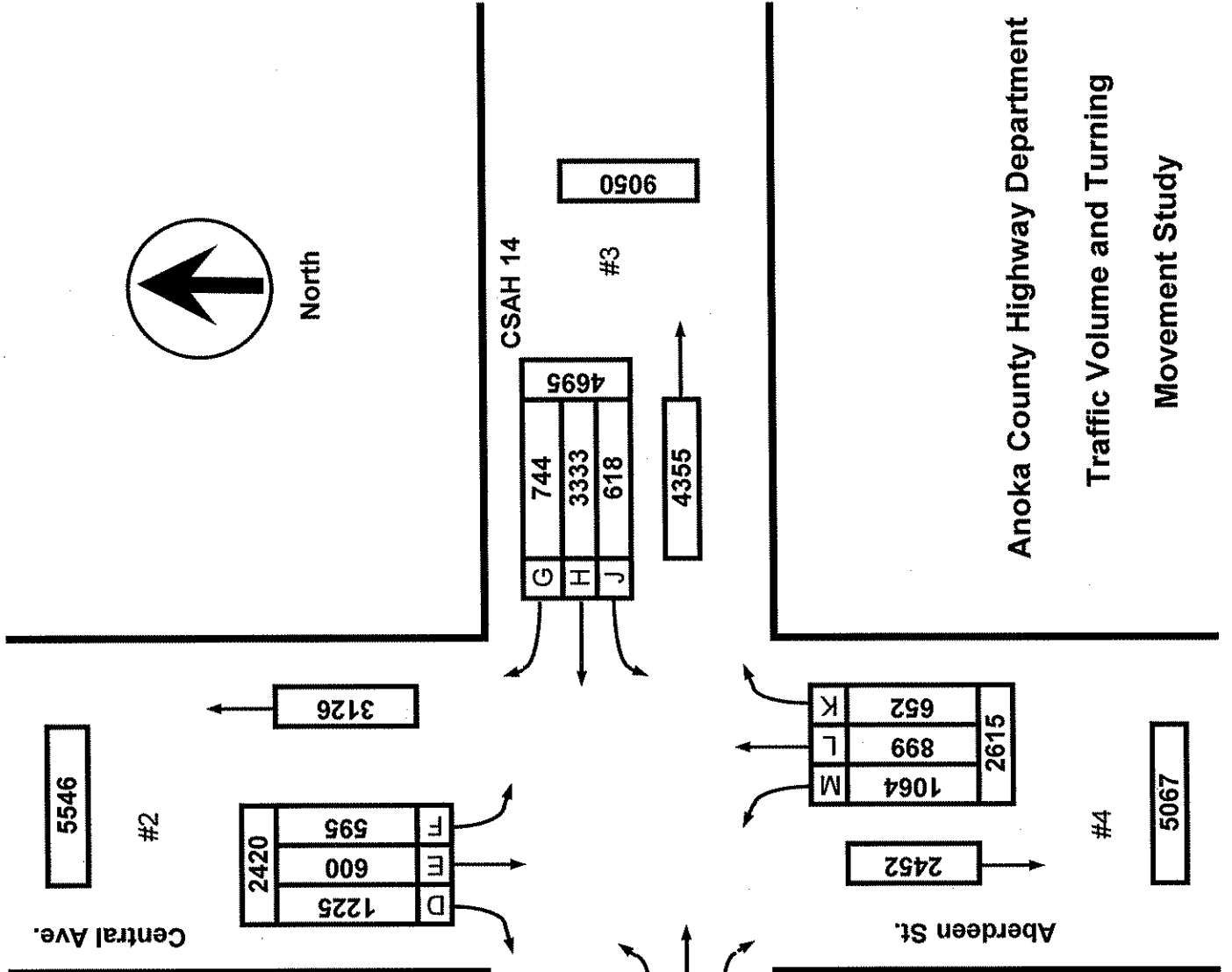
@ Aberdeen St./Central Ave.

Collection Period : PEAK HOURS

6:30-8:30AM & 2:00-6:30 PM




North



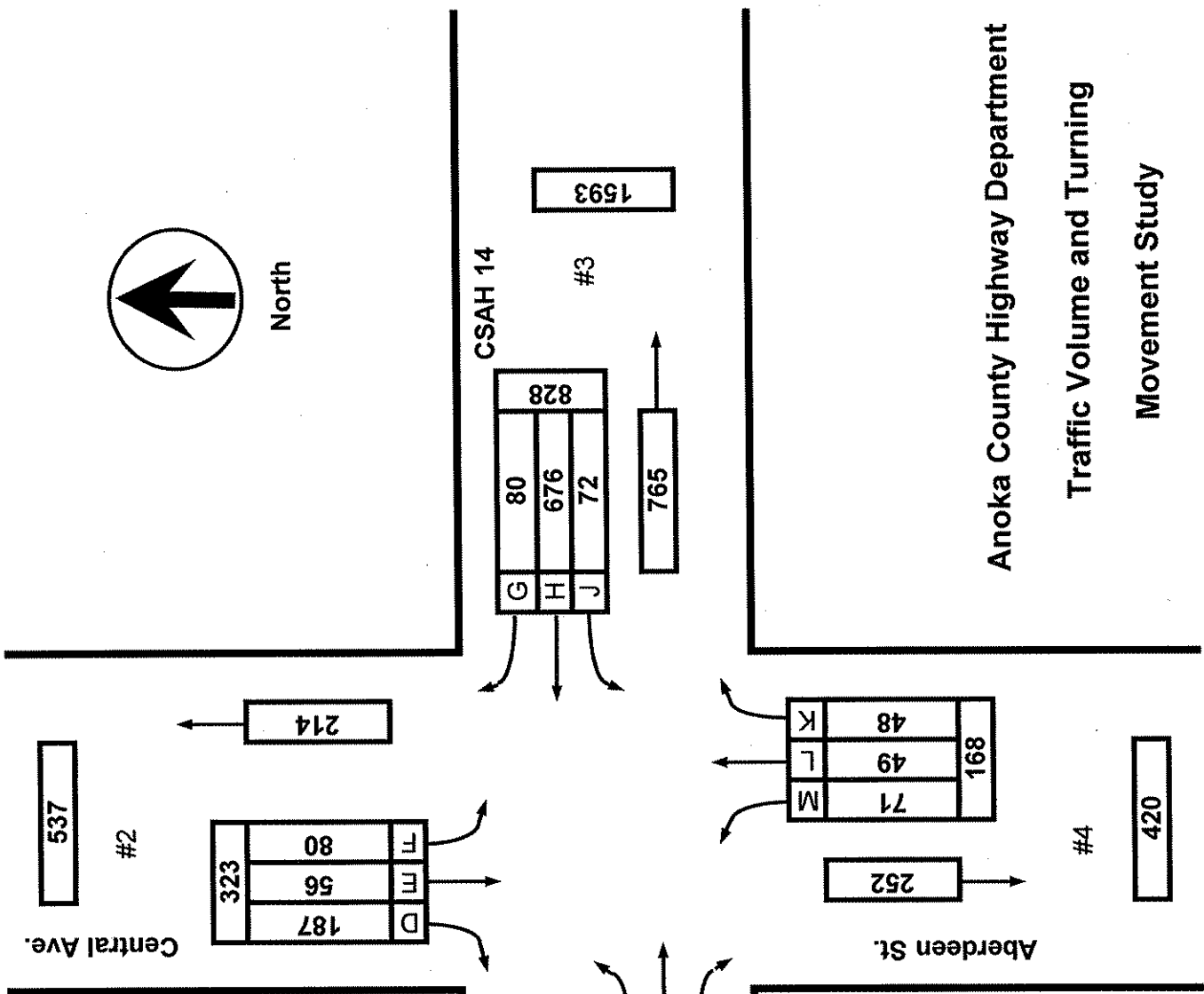
	EXISTING LANES OF APPROACH			TOTAL
	RIGHT TURN LANE	LEFT TURN LANE	THRU LANES	
#1	1	2	3	6
#2	1	1	1	3
#3	1	1	2	4
#4	1	1	1	3

Anoka County Highway Department  
 Traffic Volume and Turning  
 Movement Study

Date : 12/12/12  
 Count Number : TMC1247  
 Location : CSAH 14 (125th Ave.)  
 @ Aberdeen St./Central Ave.  
 Collection Period : AM PEAK  
 Hour : 7:15 - 8:15 AM



North



EXISTING LANES OF APPROACH				TOTAL
	RIGHT TURN LANE	LEFT TURN LANE	THRU LANES	
#1	1	2	3	6
#2	1	1	1	3
#3	1	1	2	4
#4	1	1	1	3

Anoka County Highway Department  
 Traffic Volume and Turning  
 Movement Study

Date : 12/12/12


Count Number : TMC1247

Location : CSAH 14 (125th Ave.)

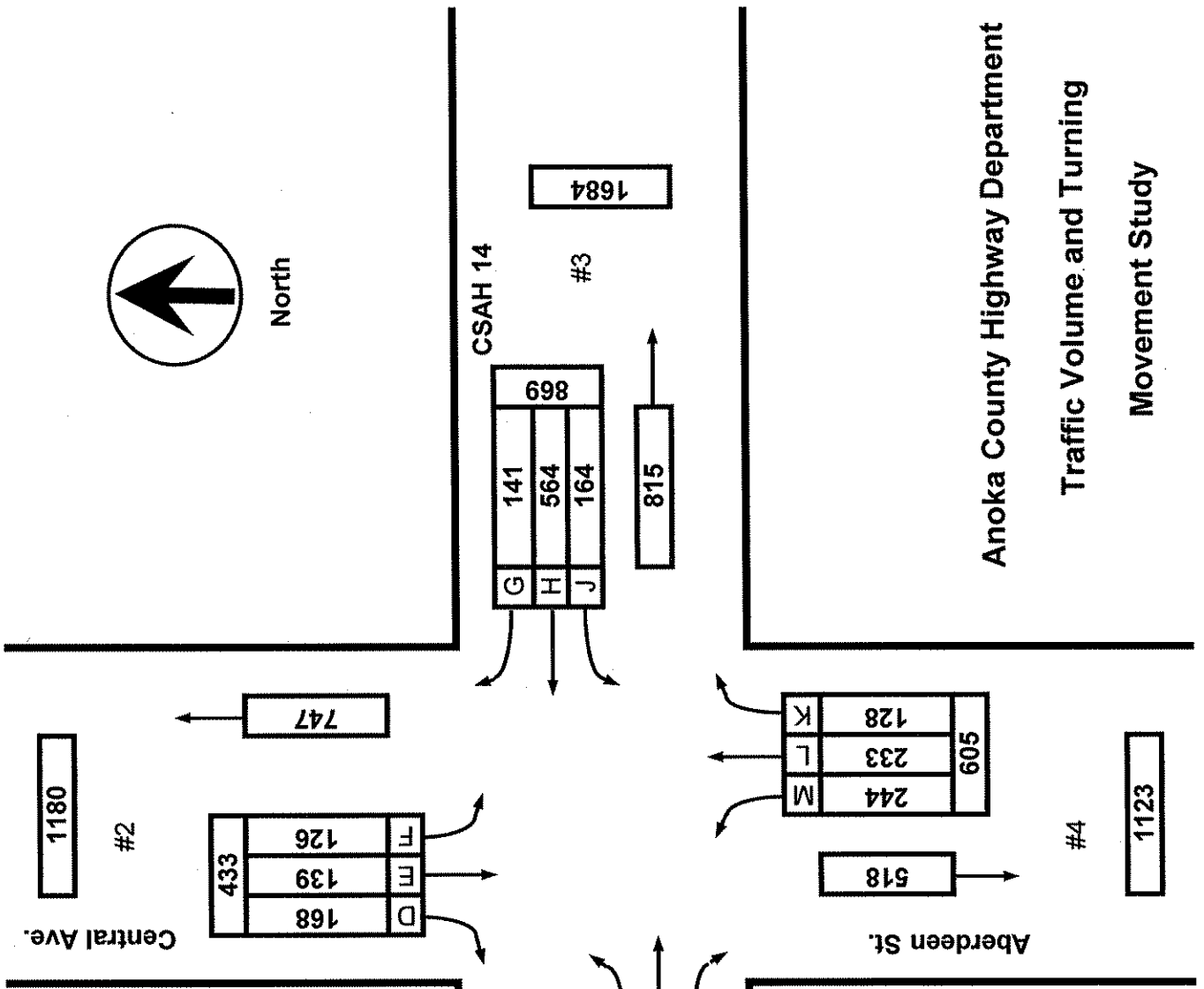
@ Aberdeen St./Central Ave.

Collection Period : PM PEAK

Hour : 4:45 PM - 5:45 PM



North



	EXISTING LANES OF APPROACH			TOTAL
	RIGHT TURN LANE	LEFT TURN LANE	THRU LANES	
#1	1	2	3	6
#2	1	1	1	3
#3	1	1	2	4
#4	1	1	1	3

Anoka County Highway Department  
 Traffic Volume and Turning  
 Movement Study



# Anoka County Highway Department

## Traffic Engineering Section

### Traffic Volume and Turning Movement Study

File Name : tmc1247  
 Site Code : 12470202  
 Start Date : 12/12/2012  
 Page No : 1

Weather: Cloudy and Cool  
 Counter: DB-400  
 study conducted by: Josie/Terri

#### Groups Printed- Unshifted

Start Time	Central Ave. Southbound					CSAH 14 Westbound					Aberdeen St. Northbound					CSAH 14 Eastbound					Exclu. Total	Inclu. Total	Int. Total
	Left	Thru	Right	Heavys	App. Total	Left	Thru	Right	Heavys	App. Total	Left	Thru	Right	Heavys	App. Total	Left	Thru	Right	Heavys	App. Total			
06:30	14	8	32	0	54	6	92	9	0	107	14	6	20	0	40	14	103	14	8	131	8	332	340
06:45	20	8	26	0	54	6	124	10	1	140	22	12	12	0	46	26	118	23	11	167	12	407	419
<b>Total</b>	<b>34</b>	<b>16</b>	<b>58</b>	<b>0</b>	<b>108</b>	<b>12</b>	<b>216</b>	<b>19</b>	<b>1</b>	<b>247</b>	<b>36</b>	<b>18</b>	<b>32</b>	<b>0</b>	<b>86</b>	<b>40</b>	<b>221</b>	<b>37</b>	<b>19</b>	<b>298</b>	<b>20</b>	<b>739</b>	<b>759</b>
07:00	11	15	33	0	59	13	155	21	8	189	16	8	13	3	37	13	136	12	3	161	14	446	460
07:15	11	7	35	1	53	8	147	14	4	169	16	7	13	2	36	21	152	24	11	197	18	455	473
07:30	19	13	47	2	79	11	188	24	3	223	16	15	9	0	40	19	175	30	11	224	16	566	582
07:45	31	21	46	2	98	27	211	27	1	265	18	19	12	4	49	21	169	35	6	225	13	637	650
<b>Total</b>	<b>72</b>	<b>56</b>	<b>161</b>	<b>5</b>	<b>289</b>	<b>59</b>	<b>701</b>	<b>86</b>	<b>16</b>	<b>846</b>	<b>66</b>	<b>49</b>	<b>47</b>	<b>9</b>	<b>162</b>	<b>74</b>	<b>632</b>	<b>101</b>	<b>31</b>	<b>807</b>	<b>61</b>	<b>2104</b>	<b>2165</b>
08:00	19	15	59	1	93	26	130	15	5	171	21	8	14	4	43	24	141	35	11	200	21	507	528
08:15	14	19	48	1	81	17	104	12	3	133	15	9	20	3	44	22	105	38	26	165	33	423	456
*** BREAK ***																							
<b>Total</b>	<b>33</b>	<b>34</b>	<b>107</b>	<b>2</b>	<b>174</b>	<b>43</b>	<b>234</b>	<b>27</b>	<b>8</b>	<b>304</b>	<b>36</b>	<b>17</b>	<b>34</b>	<b>7</b>	<b>87</b>	<b>46</b>	<b>246</b>	<b>73</b>	<b>37</b>	<b>365</b>	<b>54</b>	<b>930</b>	<b>984</b>
*** BREAK ***																							
14:00	28	13	52	0	93	8	71	23	4	102	37	36	20	0	93	52	65	35	4	152	8	440	448
14:15	21	27	42	4	90	17	79	21	9	117	44	24	18	2	86	72	66	52	6	190	21	483	504
14:30	14	13	47	2	74	14	87	21	5	122	29	43	24	1	96	59	114	58	13	231	21	523	544
14:45	13	18	52	3	83	17	82	41	8	140	47	31	22	2	100	70	92	61	1	223	14	546	560
<b>Total</b>	<b>76</b>	<b>71</b>	<b>193</b>	<b>9</b>	<b>340</b>	<b>56</b>	<b>319</b>	<b>106</b>	<b>26</b>	<b>481</b>	<b>157</b>	<b>134</b>	<b>84</b>	<b>5</b>	<b>375</b>	<b>253</b>	<b>337</b>	<b>206</b>	<b>24</b>	<b>796</b>	<b>64</b>	<b>1992</b>	<b>2056</b>
15:00	24	30	65	5	119	11	92	23	10	126	42	51	22	2	115	68	92	44	4	204	21	564	585
15:15	31	31	70	1	132	27	103	27	5	157	48	36	20	2	104	77	87	53	6	217	14	610	624
15:30	22	25	59	2	106	20	135	16	6	171	47	39	23	4	109	86	118	44	7	248	19	634	653
15:45	22	29	55	0	106	30	146	34	4	210	57	50	43	1	150	62	143	64	5	269	10	735	745
<b>Total</b>	<b>99</b>	<b>115</b>	<b>249</b>	<b>8</b>	<b>463</b>	<b>88</b>	<b>476</b>	<b>100</b>	<b>25</b>	<b>664</b>	<b>194</b>	<b>176</b>	<b>108</b>	<b>9</b>	<b>478</b>	<b>293</b>	<b>440</b>	<b>205</b>	<b>22</b>	<b>938</b>	<b>64</b>	<b>2543</b>	<b>2607</b>
16:00	24	28	53	1	105	32	137	50	7	219	42	41	27	3	110	72	109	65	6	246	17	680	697
16:15	34	29	58	3	121	41	134	30	4	205	41	47	44	2	132	71	111	71	5	253	14	711	725
16:30	26	25	58	2	109	25	130	74	9	229	71	58	32	3	161	74	113	64	4	251	18	750	768
16:45	29	35	54	1	118	33	157	48	3	238	61	40	26	4	127	66	144	52	5	262	13	745	758
<b>Total</b>	<b>113</b>	<b>117</b>	<b>223</b>	<b>7</b>	<b>453</b>	<b>131</b>	<b>558</b>	<b>202</b>	<b>23</b>	<b>891</b>	<b>215</b>	<b>186</b>	<b>129</b>	<b>12</b>	<b>530</b>	<b>283</b>	<b>477</b>	<b>252</b>	<b>20</b>	<b>1012</b>	<b>62</b>	<b>2886</b>	<b>2948</b>
17:00	42	39	44	0	125	46	132	28	0	206	68	65	37	2	170	105	148	49	1	302	3	803	806
17:15	23	33	42	0	98	44	131	31	2	206	56	62	35	3	153	94	147	51	1	292	6	749	755
17:30	32	32	28	0	92	41	144	34	2	219	59	66	30	0	155	108	122	63	2	293	4	759	763
17:45	15	26	36	0	77	33	166	37	5	236	53	44	41	2	138	67	154	73	3	294	10	745	755
<b>Total</b>	<b>112</b>	<b>130</b>	<b>150</b>	<b>0</b>	<b>392</b>	<b>164</b>	<b>573</b>	<b>130</b>	<b>9</b>	<b>867</b>	<b>236</b>	<b>237</b>	<b>143</b>	<b>7</b>	<b>616</b>	<b>374</b>	<b>571</b>	<b>236</b>	<b>7</b>	<b>1181</b>	<b>23</b>	<b>3056</b>	<b>3079</b>
18:00	32	26	43	0	101	32	139	47	0	218	61	48	37	1	146	51	82	68	1	201	2	666	668
18:15	24	35	41	0	100	33	117	27	0	177	63	34	38	0	135	69	102	56	1	227	1	639	640
<b>Grand Total</b>	<b>595</b>	<b>600</b>	<b>1225</b>	<b>31</b>	<b>2420</b>	<b>618</b>	<b>3333</b>	<b>744</b>	<b>108</b>	<b>4695</b>	<b>1064</b>	<b>899</b>	<b>652</b>	<b>50</b>	<b>2615</b>	<b>1483</b>	<b>3108</b>	<b>1234</b>	<b>162</b>	<b>5825</b>	<b>351</b>	<b>15555</b>	<b>15906</b>
Apprch %	24.6	24.8	50.6			13.2	71	15.8			40.7	34.4	24.9			25.5	53.4	21.2					
Total %	3.8	3.9	7.9		15.6	4	21.4	4.8		30.2	6.8	5.8	4.2		16.8	9.5	20	7.9		37.4	2.2	97.8	

Start Time	Central Ave. Southbound				CSAH 14 Westbound				Aberdeen St. Northbound				CSAH 14 Eastbound				Int. Total
	Left	Thru	Right	App. Total	Left	Thru	Right	App. Total	Left	Thru	Right	App. Total	Left	Thru	Right	App. Total	
Peak Hour Analysis From 06:30 to 09:45 - Peak 1 of 1																	
Peak Hour for Entire Intersection Begins at 07:15																	
07:15	11	7	35	53	8	147	14	169	16	7	13	36	21	152	24	197	455
07:30	19	13	47	79	11	188	24	223	16	15	9	40	19	175	30	224	566
07:45	31	21	46	98	27	211	27	265	18	19	12	49	21	169	35	225	637
08:00	19	15	59	93	26	130	15	171	21	8	14	43	24	141	35	200	507
<b>Total Volume</b>	<b>80</b>	<b>56</b>	<b>187</b>	<b>323</b>	<b>72</b>	<b>676</b>	<b>80</b>	<b>828</b>	<b>71</b>	<b>49</b>	<b>48</b>	<b>168</b>	<b>85</b>	<b>637</b>	<b>124</b>	<b>846</b>	<b>2165</b>
% App. Total	24.8	17.3	57.9		8.7	81.6	9.7		42.3	29.2	28.6		10	75.3	14.7		
PHF	.645	.667	.792	.824	.667	.801	.741	.781	.845	.645	.857	.857	.885	.910	.886	.940	.850



# Anoka County Highway Department

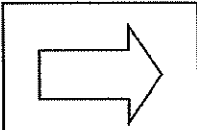
## Traffic Engineering Section

### Traffic Volume and Turning Movement Study

File Name : tmc1247  
 Site Code : 12470202  
 Start Date : 12/12/2012  
 Page No : 2

Weather: Cloudy and Cool  
 Counter: DB-400  
 study conducted by: Josie/Terri

Start Time	Central Ave. Southbound				CSAH 14 Westbound				Aberdeen St. Northbound				CSAH 14 Eastbound				Int. Total
	Left	Thru	Right	App. Total	Left	Thru	Right	App. Total	Left	Thru	Right	App. Total	Left	Thru	Right	App. Total	
Peak Hour Analysis From 14:00 to 16:15 - Peak 1 of 1																	
Peak Hour for Entire Intersection Begins at 15:30																	
15:30	22	25	59	106	20	135	16	171	47	39	23	109	86	118	44	248	634
15:45	22	29	55	106	30	146	34	210	57	50	43	150	62	143	64	269	735
16:00	24	28	53	105	32	137	50	219	42	41	27	110	72	109	65	246	680
16:15	34	29	58	121	41	134	30	205	41	47	44	132	71	111	71	253	711
Total Volume	102	111	225	438	123	552	130	805	187	177	137	501	291	481	244	1016	2760
% App. Total	23.3	25.3	51.4		15.3	68.6	16.1		37.3	35.3	27.3		28.6	47.3	24		
PHF	.750	.957	.953	.905	.750	.945	.650	.919	.820	.885	.778	.835	.846	.841	.859	.944	.939
Peak Hour Analysis From 16:00 to 18:15 - Peak 1 of 1																	
Peak Hour for Entire Intersection Begins at 16:45																	
16:45	29	35	54	118	33	157	48	238	61	40	26	127	66	144	52	262	745
17:00	42	39	44	125	46	132	28	206	68	65	37	170	105	148	49	302	803
17:15	23	33	42	98	44	131	31	206	56	62	35	153	94	147	51	292	749
17:30	32	32	28	92	41	144	34	219	59	66	30	155	108	122	63	293	759
Total Volume	126	139	168	433	164	564	141	869	244	233	128	605	373	561	215	1149	3056
% App. Total	29.1	32.1	38.8		18.9	64.9	16.2		40.3	38.5	21.2		32.5	48.8	18.7		
PHF	.750	.891	.778	.866	.891	.898	.734	.913	.897	.883	.865	.890	.863	.948	.853	.951	.951



**NORTH**

APP. #1 = Aberdeen St.
APP. #2 = CSAH 14
APP. #3 = Central Ave.
APP. #4 = CSAH 14

**COUNT LOCATION:**

CSAH 14 (125th Ave.)

**DATE:**

12/12/2012

@ Aberdeen St./Central Ave.

APP. #2

APP. #1

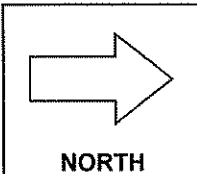
APP. #3

APP. #4

- HEAVY VEHICLE- ANY VEHICLE HAVING MORE THAN FOUR TIRES TOUCHING THE PAVEMENT
- A. TRUCKS- A HEAVY VEHICLE INVOLVED PRIMARILY IN THE TRANSPORT OF GOODS OR IN THE DELIVERY OF A SERVICE.
  - B. RV- A HEAVY VEHICLE OPERATED BY A PRIVATE MOTORIST AND INVOLVED IN THE TRANSPORT OF RECREATIONAL EQUIPMENT OR FACILITIES.
  - C. BUSES- A HEAVY VEHICLE INVOLVED IN THE TRANSPORTATION OF GROUPS OF PEOPLE.

TIME	PEDESTRIANS					HEAVY VEHICLES		
	APP. #1	APP. #2	APP. #3	APP. #4	15 MIN TOT	TRUCKS	RV	BUS
6:00-6:15AM								
6:15-6:30								
6:30-6:45						2		4
6:45-7:00						4		8
<b>HOURLY TOTAL</b>						<b>HOURLY TOTAL</b>		<b>18</b>
7:00-7:15						5		9
7:15-7:30						8		10
7:30-7:45						11		6
7:45-8:00						6		8
<b>HOURLY TOTAL</b>						<b>HOURLY TOTAL</b>		<b>63</b>
8:00-8:15						8		12
8:15-8:30						15		17
8:30-8:45								
8:45-9:00								
<b>HOURLY TOTAL</b>						<b>HOURLY TOTAL</b>		<b>52</b>
9:00-9:15								
9:15-9:30								
9:30-9:45								
9:45-10:00								
<b>HOURLY TOTAL</b>						<b>HOURLY TOTAL</b>		
10:00-10:15								
10:15-10:30								
10:30-10:45								
10:45-11:00								
<b>HOURLY TOTAL</b>						<b>HOURLY TOTAL</b>		
11:00-11:15								
11:15-11:30								
11:30-11:45								
11:45-12:00								
<b>HOURLY TOTAL</b>						<b>HOURLY TOTAL</b>		
12:00-12:15								
12:15-12:30								
12:30-12:45								
12:45-1:00								
<b>HOURLY TOTAL</b>						<b>HOURLY TOTAL</b>		
1:00-1:15								
1:15-1:30								
1:30-1:45								
1:45-2:00								
<b>HOURLY TOTAL</b>						<b>HOURLY TOTAL</b>		
					<b>TOTAL</b>		<b>TOTAL</b>	<b>133</b>

1  
2  
3  
4  
5  
6  
7  
8  
9  
10  
11  
12  
13  
14  
15  
16  
17  
18  
19  
20  
21  
22  
23  
24  
25  
26  
27  
28  
29  
30  
31  
32



**COUNT LOCATION:**

CSAH 14 (125th Ave.)

**DATE:**

12/12/2012

@ Aberdeen St./Central Ave.

- APP. #1 = Aberdeen St.
- APP. #2 = CSAH 14
- APP. #3 = Central Ave.
- APP. #4 = CSAH 14

APP. #2

APP. #1

APP. #3

APP. #4

HEAVY VEHICLE- ANY VEHICLE HAVING MORE THAN FOUR TIRES TOUCHING THE PAVEMENT

- A. TRUCKS- A HEAVY VEHICLE INVOLVED PRIMARILY IN THE TRANSPORT OF GOODS OR IN THE DELIVERY OF A SERVICE.
- B. RV- A HEAVY VEHICLE OPERATED BY A PRIVATE MOTORIST AND INVOLVED IN THE TRANSPORT OF RECREATIONAL EQUIPMENT OR FACILITIES.
- C. BUSES- A HEAVY VEHICLE INVOLVED IN THE TRANSPORTATION OF GROUPS OF PEOPLE.

TIME	PEDESTRIANS					HEAVY VEHICLES		
	APP. #1	APP. #2	APP. #3	APP. #4	15 MIN TOT	TRUCKS	RV	BUS
2:00-2:15PM				1	1	5		2
2:15-2:30						20		3
2:30-2:45						13		7
2:45-3:00						4		9
<b>HOURLY TOTAL</b>					<b>1</b>	<b>HOURLY TOTAL</b>		<b>63</b>
3:00-3:15						11		9
3:15-3:30						7		6
3:30-3:45						12		7
3:45-4:00						2		6
<b>HOURLY TOTAL</b>						<b>HOURLY TOTAL</b>		<b>60</b>
4:00-4:15						8		9
4:15-4:30						7		9
4:30-4:45						7		9
4:45-5:00						5		6
<b>HOURLY TOTAL</b>						<b>HOURLY TOTAL</b>		<b>60</b>
5:00-5:15						2		1
5:15-5:30						5		1
5:30-5:45						3		1
5:45-6:00						7		3
<b>HOURLY TOTAL</b>						<b>HOURLY TOTAL</b>		<b>23</b>
6:00-6:15						1		1
6:15-6:30						1		
6:30-6:45								
6:45-7:00								
<b>HOURLY TOTAL</b>						<b>HOURLY TOTAL</b>		<b>3</b>
7:00-7:15								
7:15-7:30								
7:30-7:45								
7:45-8:00								
<b>HOURLY TOTAL</b>						<b>HOURLY TOTAL</b>		
8:00-8:15								
8:15-8:30								
8:30-8:45								
8:45-9:00								
<b>HOURLY TOTAL</b>						<b>HOURLY TOTAL</b>		
9:00-9:15								
9:15-9:30								
9:30-9:45								
9:45-10:00								
<b>HOURLY TOTAL</b>						<b>HOURLY TOTAL</b>		
					<b>TOTAL</b>		<b>TOTAL</b>	<b>342</b>
					<b>1</b>			

1  
2  
3  
4  
5  
6  
7  
8  
9  
10  
11  
12  
13  
14  
15  
16  
17  
18  
19  
20  
21  
22  
23  
24  
25  
26  
27  
28  
29  
30  
31  
32