

Date : 03/07/13


Count Number : TMC1311

Location : CSAH 1 (Coon Rapids Blvd.)

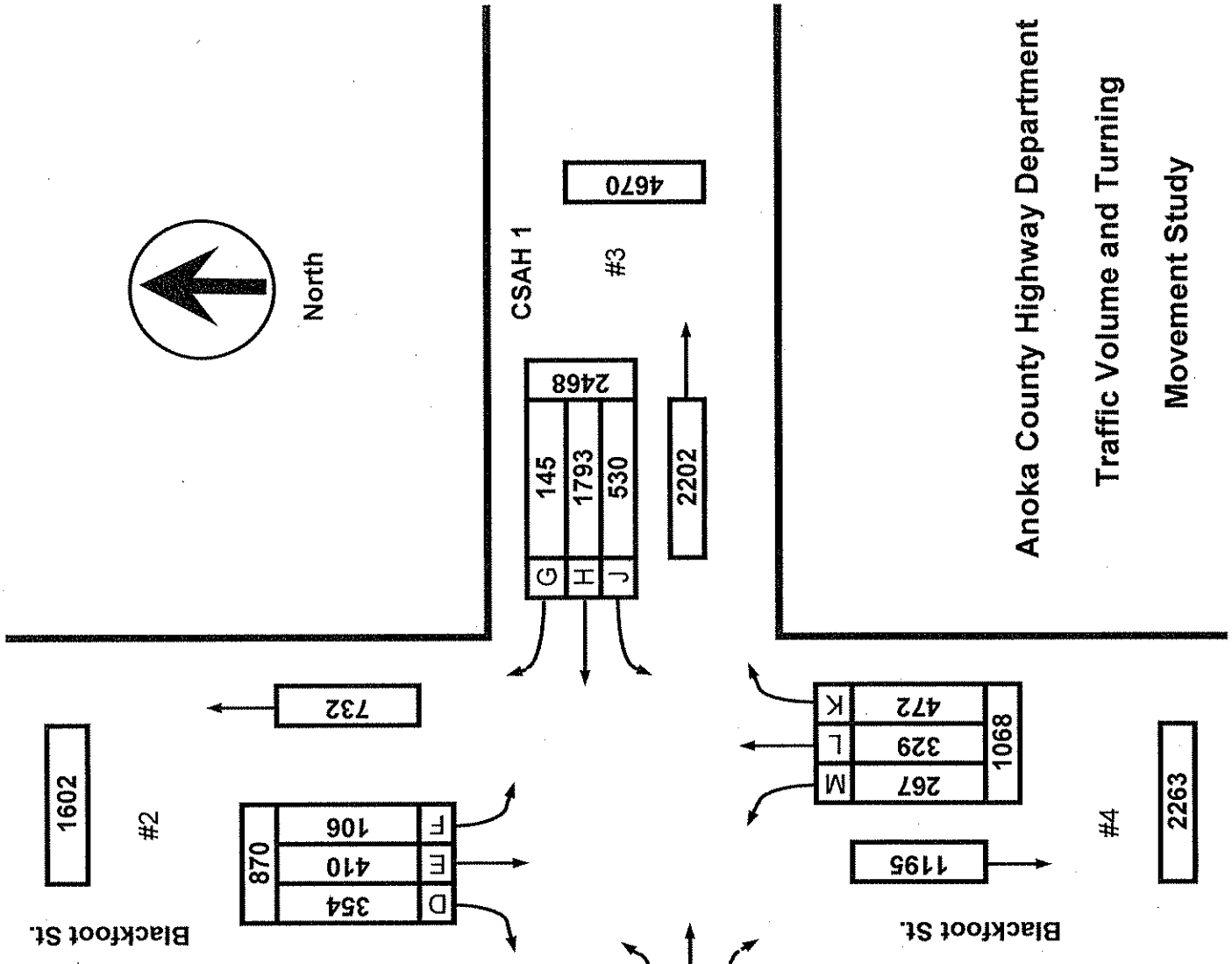
@ Blackfoot Street

Collection Period : PEAK HOURS

6:30-8:30 AM, 1-2 PM, & 3:30-5:30 PM



North



	EXISTING LANES OF APPROACH			TOTAL
	RIGHT TURN LANE	LEFT TURN LANE	THRU LANES	
#1	1	1	2	4
#2	1	0	1	2
#3	1	1	2	4
#4	1	0	1	2

Anoka County Highway Department
 Traffic Volume and Turning
 Movement Study

Date : 03/07/13


Count Number : TMC1311

Location : CSAH 1 (Coon Rapids Blvd.)

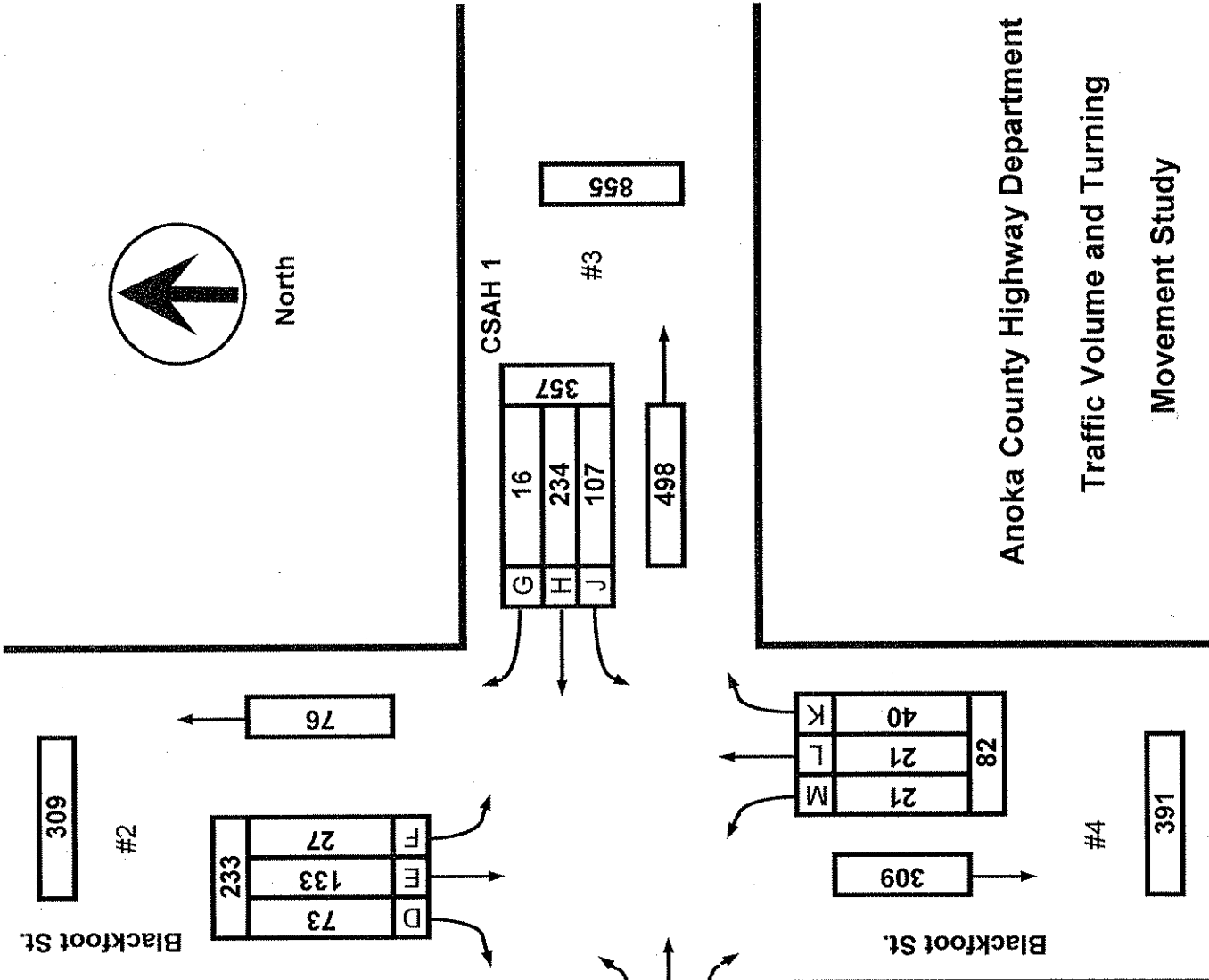
@ Blackfoot Street

Collection Period : AM PEAK

Hour : 7:15 - 8:15 AM



North



	EXISTING LANES OF APPROACH			TOTAL
	RIGHT TURN LANE	LEFT TURN LANE	THRU LANES	
#1	1	1	2	4
#2	1	0	1	2
#3	1	1	2	4
#4	1	0	1	2

Anoka County Highway Department
 Traffic Volume and Turning
 Movement Study

Date : 03/07/13


Count Number : TMC1311

Location : CSAH 1 (Coon Rapids Blvd.)

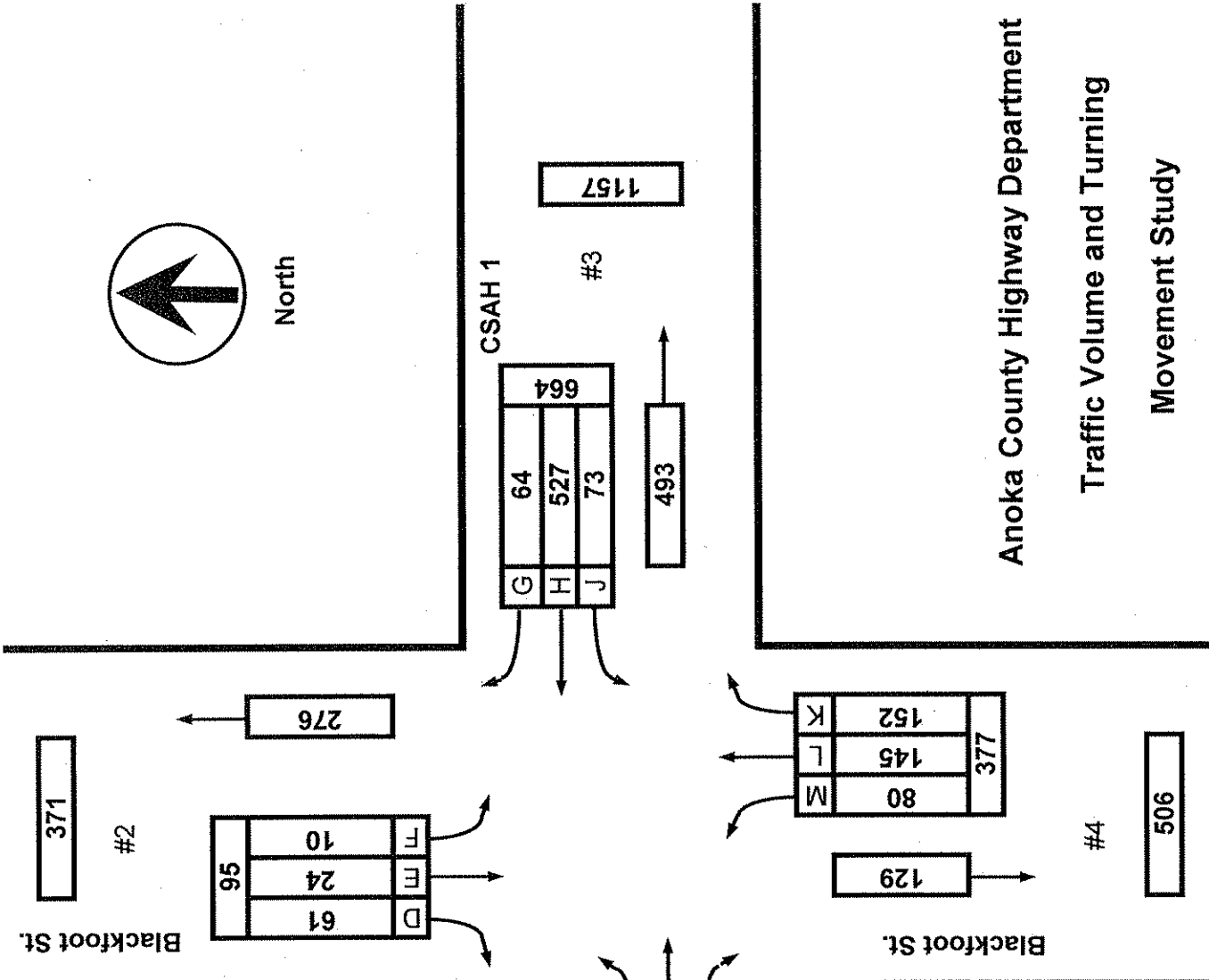
@ Blackfoot Street

Collection Period : PM PEAK

Hour : 4:15 PM - 5:15 PM



North



Anoka County Highway Department
Traffic Volume and Turning
Movement Study

EXISTING LANES OF APPROACH				TOTAL
	RIGHT TURN LANE	LEFT TURN LANE	THRU LANES	
#1	1	1	2	4
#2	1	0	1	2
#3	1	1	2	4
#4	1	0	1	2



Anoka County Highway Department

Traffic Engineering Section

Traffic Volume and Turning Movement Study

File Name : TMC 1311
 Site Code : 13110203
 Start Date : 03/07/2013
 Page No : 1

Weather: Cold and Cloudy
 Counter: DB-400
 Study Conducted By: Ted and Andrea

Groups Printed- Unshifted

Start Time	Blackfoot St. Southbound					CSAH 1 Westbound					Mercy Hospital Northbound					CSAH 1 Eastbound					Excl. Total	Incl. Total	Int. Total
	Left	Thru	Right	Heavys	App. Total	Left	Thru	Right	Heavys	App. Total	Left	Thru	Right	Heavys	App. Total	Left	Thru	Right	Heavys	App. Total			
06:30 AM	7	47	25	0	79	29	47	3	2	79	0	3	5	0	8	9	60	13	3	82	5	248	253
06:45 AM	11	68	35	1	114	54	57	2	3	113	6	4	1	0	11	6	73	16	14	95	18	333	351
Total	18	115	60	1	193	83	104	5	5	192	6	7	6	0	19	15	133	29	17	177	23	581	604
07:00 AM	10	22	16	2	48	23	47	0	2	70	3	2	7	1	12	7	57	13	9	77	14	207	221
07:15 AM	3	30	25	1	58	15	62	5	0	82	3	4	3	0	10	8	108	14	4	130	5	280	285
07:30 AM	13	26	17	0	56	37	60	3	3	100	6	9	18	0	33	11	138	21	7	170	10	359	369
07:45 AM	6	48	16	2	70	28	64	4	10	96	6	5	10	0	21	13	107	18	4	138	16	325	341
Total	32	126	74	5	232	103	233	12	15	348	18	20	38	1	76	39	410	66	24	515	45	1171	1216
08:00 AM	5	29	15	1	49	27	48	4	4	79	6	3	9	0	18	7	78	16	5	101	10	247	257
08:15 AM	6	40	24	4	70	30	50	1	3	81	5	5	9	1	19	6	66	14	6	86	14	256	270
*** BREAK ***																							
Total	11	69	39	5	119	57	98	5	7	160	11	8	18	1	37	13	144	30	11	187	24	503	527
*** BREAK ***																							
01:00 PM	6	21	4	2	31	22	83	7	3	112	15	13	25	3	53	6	74	20	4	100	12	296	308
01:15 PM	2	12	5	0	19	32	74	3	4	109	12	11	36	0	59	11	62	18	5	91	9	278	287
01:30 PM	7	5	12	0	24	33	74	6	4	113	11	13	22	1	46	10	84	14	10	108	15	291	306
01:45 PM	3	13	20	1	36	21	104	2	6	127	11	11	32	0	54	14	77	16	17	107	24	324	348
Total	18	51	41	3	110	108	335	18	17	461	49	48	115	4	212	41	297	68	36	406	60	1189	1249
*** BREAK ***																							
03:30 PM	4	11	24	1	39	32	106	10	4	148	29	44	53	0	126	26	85	7	1	118	6	431	437
03:45 PM	5	3	16	0	24	20	131	9	3	160	28	12	35	1	75	20	66	9	0	95	4	354	358
Total	9	14	40	1	63	52	237	19	7	308	57	56	88	1	201	46	151	16	1	213	10	785	795
04:00 PM	3	4	20	4	27	38	148	10	7	196	24	23	30	0	77	21	63	6	3	90	14	390	404
04:15 PM	0	3	18	2	21	17	124	13	4	154	20	34	36	3	90	20	88	12	2	120	11	385	396
04:30 PM	4	4	13	1	21	19	162	11	5	192	26	34	48	1	108	11	80	6	2	97	9	418	427
04:45 PM	3	10	12	0	25	15	112	17	5	144	17	31	36	0	84	14	85	7	1	106	6	359	365
Total	10	21	63	7	94	89	546	51	21	686	87	122	150	4	359	66	316	31	8	413	40	1552	1592
05:00 PM	3	7	18	2	28	22	129	23	6	174	17	46	32	0	95	22	78	7	2	107	10	404	414
05:15 PM	5	7	19	0	31	16	111	12	3	139	22	22	25	0	69	16	95	8	2	119	5	358	363
Grand Total	106	410	354	24	870	530	1793	145	81	2468	267	329	472	11	1068	258	1624	255	101	2137	217	6543	6760
Apprch %	12.2	47.1	40.7			21.5	72.6	5.9			25	30.8	44.2			12.1	76	11.9					
Total %	1.6	6.3	5.4		13.3	8.1	27.4	2.2		37.7	4.1	5	7.2		16.3	3.9	24.8	3.9		32.7	3.2	96.8	

Start Time	Blackfoot St. Southbound				CSAH 1 Westbound				Mercy Hospital Northbound				CSAH 1 Eastbound				Int. Total
	Left	Thru	Right	App. Total	Left	Thru	Right	App. Total	Left	Thru	Right	App. Total	Left	Thru	Right	App. Total	
Peak Hour Analysis From 06:30 AM to 11:45 AM - Peak 1 of 1																	
Peak Hour for Entire Intersection Begins at 07:15 AM																	
07:15 AM	3	30	25	58	15	62	5	82	3	4	3	10	8	108	14	130	280
07:30 AM	13	26	17	56	37	60	3	100	6	9	18	33	11	138	21	170	359
07:45 AM	6	48	16	70	28	64	4	96	6	5	10	21	13	107	18	138	325
08:00 AM	5	29	15	49	27	48	4	79	6	3	9	18	7	78	16	101	247
Total Volume	27	133	73	233	107	234	16	357	21	21	40	82	39	431	69	539	1211
% App. Total	11.6	57.1	31.3		30	65.5	4.5		25.6	25.6	48.8		7.2	80	12.8		
PHF	.519	.693	.730	.832	.723	.914	.800	.893	.875	.583	.556	.621	.750	.781	.821	.793	.843

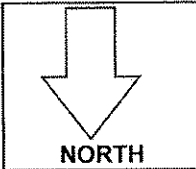


Anoka County Highway Department
 Traffic Engineering Section
 Traffic Volume and Turning Movement Study

Weather: Cold and Cloudy
 Counter: DB-400
 Study Conducted By: Ted and Andrea

File Name : TMC 1311
 Site Code : 13110203
 Start Date : 03/07/2013
 Page No : 2

Start Time	Blackfoot St. Southbound				CSAH 1 Westbound				Mercy Hospital Northbound				CSAH 1 Eastbound				Int. Total
	Left	Thru	Right	App. Total	Left	Thru	Right	App. Total	Left	Thru	Right	App. Total	Left	Thru	Right	App. Total	
Peak Hour Analysis From 12:00 PM to 05:15 PM - Peak 1 of 1																	
Peak Hour for Entire Intersection Begins at 04:15 PM																	
04:15 PM	0	3	18	21	17	124	13	154	20	34	36	90	20	88	12	120	385
04:30 PM	4	4	13	21	19	162	11	192	26	34	48	108	11	80	6	97	418
04:45 PM	3	10	12	25	15	112	17	144	17	31	36	84	14	85	7	106	359
05:00 PM	3	7	18	28	22	129	23	174	17	46	32	95	22	78	7	107	404
Total Volume	10	24	61	95	73	527	64	664	80	145	152	377	67	331	32	430	1566
% App. Total	10.5	25.3	64.2		11	79.4	9.6		21.2	38.5	40.3		15.6	77	7.4		
PHF	.625	.600	.847	.848	.830	.813	.696	.865	.769	.788	.792	.873	.761	.940	.667	.896	.937



COUNT LOCATION:

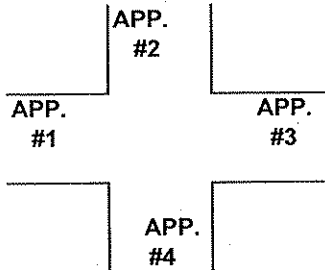
CSAH 1 (Coon Rapids Blvd.)

DATE:

03/07/2013

@ Blackfoot St.

APP. #1 = CSAH 1
APP. #2 = Mercy Hospital
APP. #3 = CSAH 1
APP. #4 = Blackfoot St.



HEAVY VEHICLE- ANY VEHICLE HAVING MORE THAN FOUR TIRES TOUCHING THE PAVEMENT

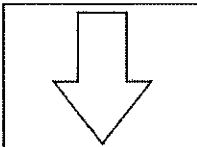
A. TRUCKS- A HEAVY VEHICLE INVOLVED PRIMARILY IN THE TRANSPORT OF GOODS OR IN THE DELIVERY OF A SERVICE.

B. RV- A HEAVY VEHICLE OPERATED BY A PRIVATE MOTORIST AND INVOLVED IN THE TRANSPORT OF RECREATIONAL EQUIPMENT OR FACILITIES.

C. BUSES- A HEAVY VEHICLE INVOLVED IN THE TRANSPORTATION OF GROUPS OF PEOPLE.

TIME	PEDESTRIANS					HEAVY VEHICLES		
	APP. #1	APP. #2	APP. #3	APP. #4	15 MIN TOT	TRUCKS	RV	BUS
6:00-6:15AM								
6:15-6:30								
6:30-6:45						1		4
6:45-7:00	1	1			2	3		15
HOURLY TOTAL					2	HOURLY TOTAL		23
7:00-7:15	1				1	2		12
7:15-7:30	1				1			5
7:30-7:45			2		2			10
7:45-8:00						4		12
HOURLY TOTAL					4	HOURLY TOTAL		45
8:00-8:15			1	1	2	2		8
8:15-8:30						7		7
8:30-8:45								
8:45-9:00								
HOURLY TOTAL					2	HOURLY TOTAL		24
9:00-9:15								
9:15-9:30								
9:30-9:45								
9:45-10:00								
HOURLY TOTAL						HOURLY TOTAL		
10:00-10:15								
10:15-10:30								
10:30-10:45								
10:45-11:00								
HOURLY TOTAL						HOURLY TOTAL		
11:00-11:15								
11:15-11:30								
11:30-11:45								
11:45-12:00								
HOURLY TOTAL						HOURLY TOTAL		
12:00-12:15								
12:15-12:30								
12:30-12:45								
12:45-1:00								
HOURLY TOTAL						HOURLY TOTAL		
1:00-1:15	2	2			4	8		4
1:15-1:30	2	2			4	3		6
1:30-1:45	1				1	6		10
1:45-2:00	1				1	5		18
HOURLY TOTAL					10	HOURLY TOTAL		60
TOTAL					18	TOTAL		152

1
2
3
4
5
6
7
8
9
10
11
12
13
14
15
16
17
18
19
20
21
22
23
24
25
26
27
28
29
30
31
32



NORTH

APP. #1 = CSAH 1
APP. #2 = Mercy Hospital
APP. #3 = CSAH 1
APP. #4 = Blackfoot St.

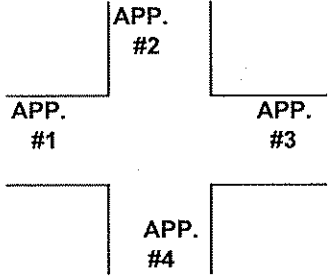
COUNT LOCATION:

CSAH 1 (Coon Rapids Blvd.)

DATE:

03/07/2013

@ Blackfoot St.



- HEAVY VEHICLE- ANY VEHICLE HAVING MORE THAN FOUR TIRES TOUCHING THE PAVEMENT
- A. TRUCKS- A HEAVY VEHICLE INVOLVED PRIMARILY IN THE TRANSPORT OF GOODS OR IN THE DELIVERY OF A SERVICE.
 - B. RV- A HEAVY VEHICLE OPERATED BY A PRIVATE MOTORIST AND INVOLVED IN THE TRANSPORT OF RECREATIONAL EQUIPMENT OR FACILITIES.
 - C. BUSES- A HEAVY VEHICLE INVOLVED IN THE TRANSPORTATION OF GROUPS OF PEOPLE.

TIME	PEDESTRIANS					HEAVY VEHICLES		
	APP. #1	APP. #2	APP. #3	APP. #4	15 MIN TOT	TRUCKS	RV	BUS
2:00-2:15PM								
2:15-2:30								
2:30-2:45								
2:45-3:00								
HOURLY TOTAL						HOURLY TOTAL		
3:00-3:15								
3:15-3:30								
3:30-3:45			1	2	3	4		2
3:45-4:00	1				1	3		1
HOURLY TOTAL					4	HOURLY TOTAL		10
4:00-4:15						5		9
4:15-4:30	1	1			2	5		6
4:30-4:45						3		6
4:45-5:00	1			2	3			6
HOURLY TOTAL					5	HOURLY TOTAL		40
5:00-5:15	1	1	1	1	4	4		6
5:15-5:30				1	1	1		4
5:30-5:45								
5:45-6:00								
HOURLY TOTAL					5	HOURLY TOTAL		15
6:00-6:15								
6:15-6:30								
6:30-6:45								
6:45-7:00								
HOURLY TOTAL						HOURLY TOTAL		
7:00-7:15								
7:15-7:30								
7:30-7:45								
7:45-8:00								
HOURLY TOTAL						HOURLY TOTAL		
8:00-8:15								
8:15-8:30								
8:30-8:45								
8:45-9:00								
HOURLY TOTAL						HOURLY TOTAL		
9:00-9:15								
9:15-9:30								
9:30-9:45								
9:45-10:00								
HOURLY TOTAL						HOURLY TOTAL		
					TOTAL		TOTAL	
					32		217	

1
2
3
4
5
6
7
8
9
10
11
12
13
14
15
16
17
18
19
20
21
22
23
24
25
26
27
28
29
30
31
32