


Date : 07/11/13

Count Number : TMC1320

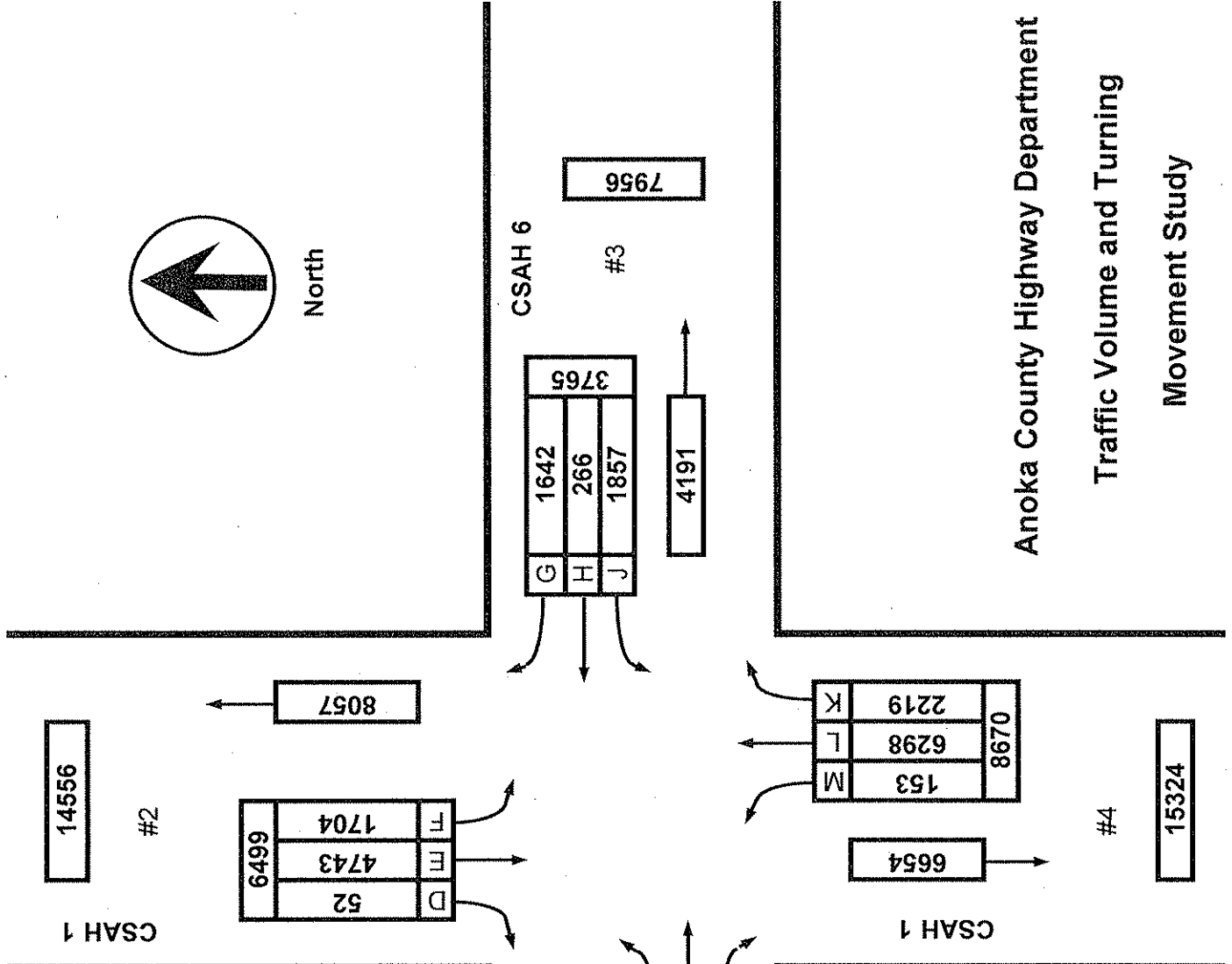
Location : CSAH 1 (East River Road)

@ CSAH 6 (Mississippi Street)

Collection Period : 6 AM - 10 PM



North



EXISTING LANES OF APPROACH				TOTAL
RIGHT TURN LANE	LEFT TURN LANE	THRU LANES		
0	1	1	2	2
1	1	2	4	4
0	1	1	2	2
1	1	2	4	4

Anoka County Highway Department
Traffic Volume and Turning
Movement Study

Date : 07/11/13


Count Number : TMC1320

Location : CSAH 1 (East River Road)

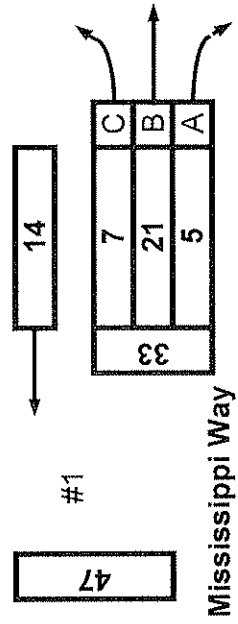
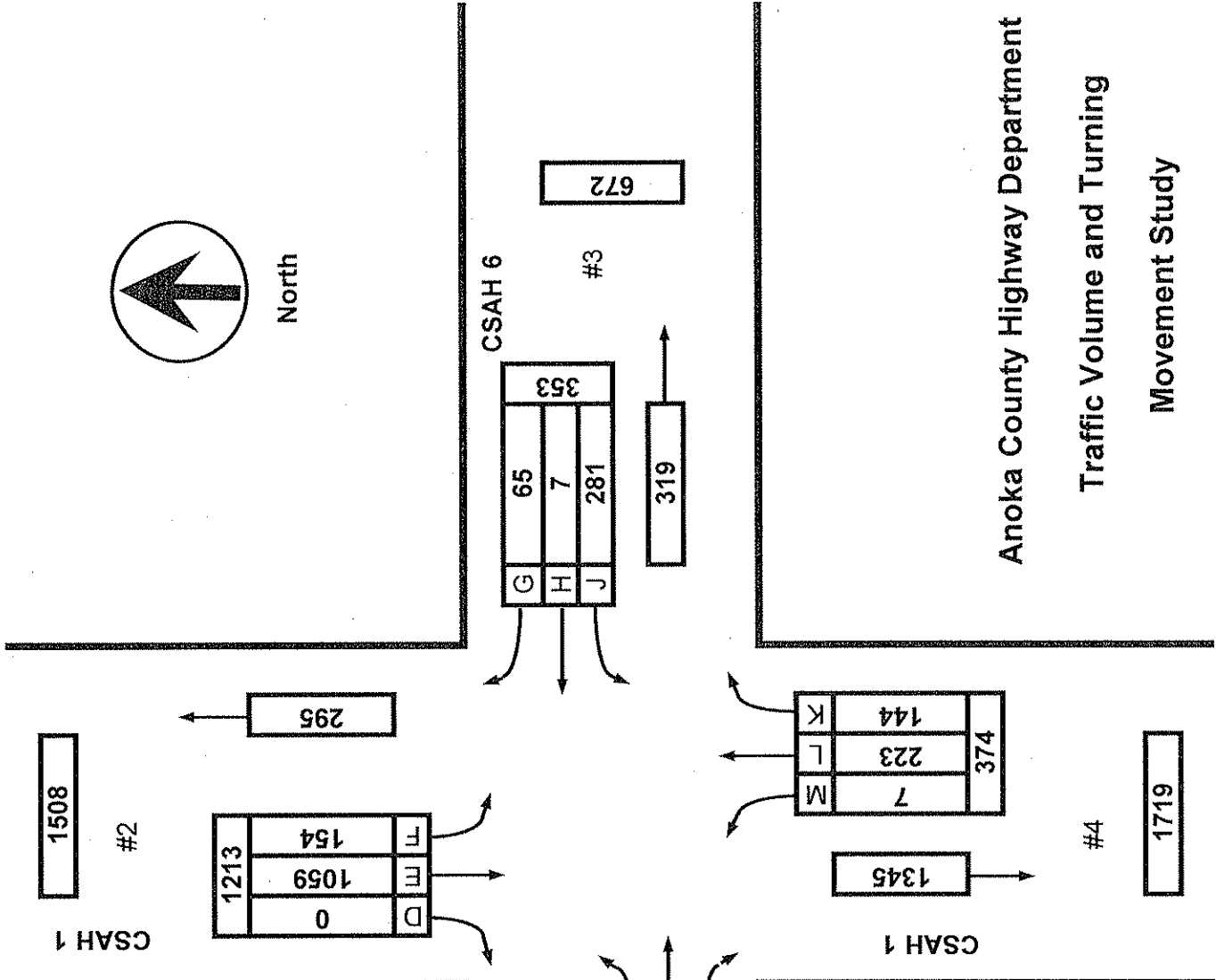
@ CSAH 6 (Mississippi Street)

Collection Period : AM PEAK

Hour : 7:00 - 8:00 AM



North



	EXISTING LANES OF APPROACH			TOTAL
	RIGHT TURN LANE	LEFT TURN LANE	THRU LANES	
#1	0	1	1	2
#2	1	1	2	4
#3	0	1	1	2
#4	1	1	2	4

CSAH 1 #2

1508			
1213	154	1059	0
D	E	F	T

295			
65	7	281	353
G	H	J	

CSAH 6 #3

672			
319			

CSAH 1 #4

1345			
7	223	144	374
M	L	K	

1719

Anoka County Highway Department
 Traffic Volume and Turning
 Movement Study

Date : 07/08/13


Count Number : TMC1320

Location : CSAH 1 (East River Road)

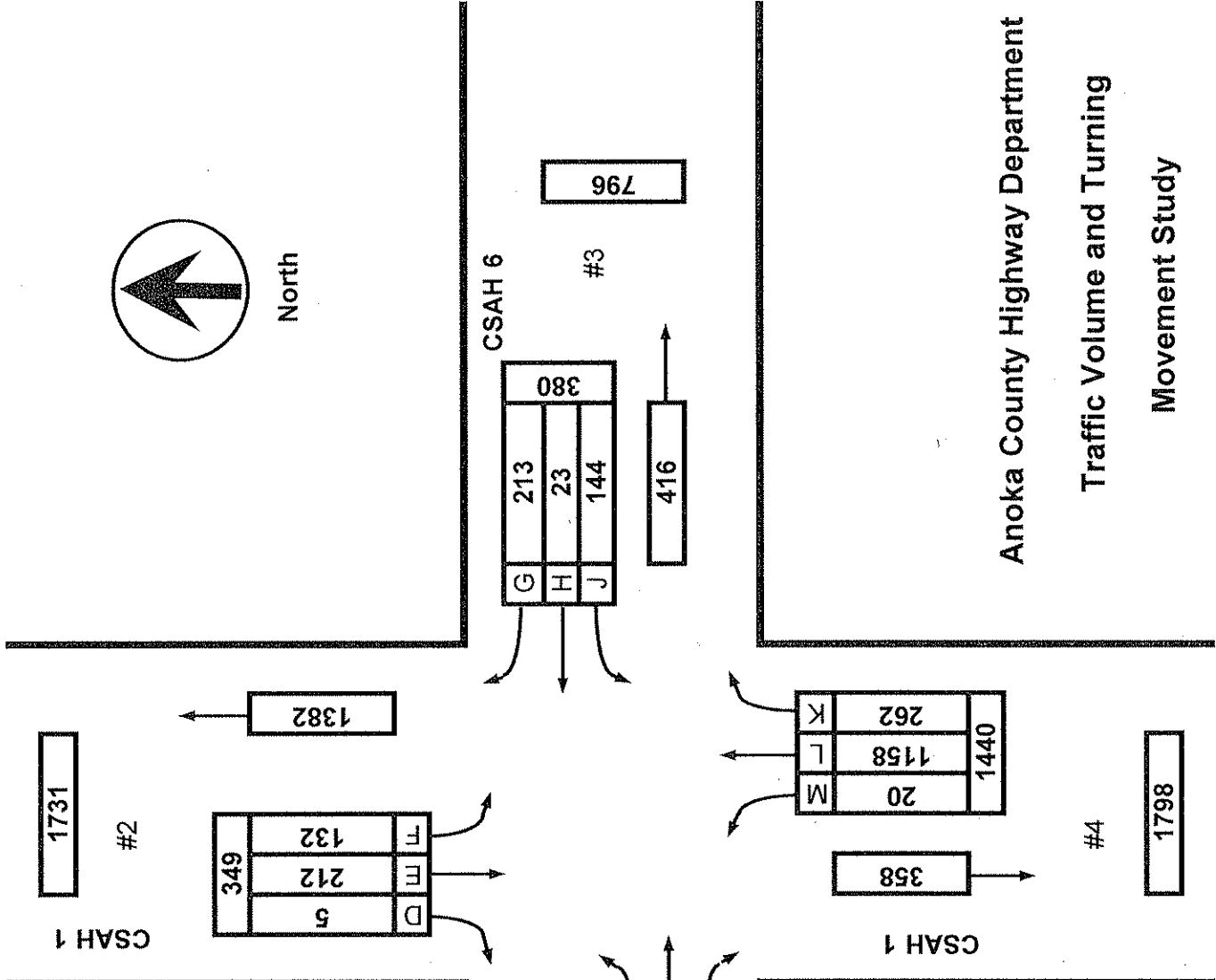
@ CSAH 6 (Mississippi Street)

Collection Period : PM PEAK

Hour : 4:30 PM - 5:30 PM



North



Anoka County Highway Department
Traffic Volume and Turning
Movement Study

EXISTING LANES OF APPROACH				
	RIGHT TURN LANE	LEFT TURN LANE	THRU LANES	TOTAL
#1	0	1	1	2
#2	1	1	2	4
#3	0	1	1	2
#4	1	1	2	4



Anoka County Highway Department

Traffic Engineering Section

Traffic Volume and Turning Movement Study

File Name : tmc 1320
 Site Code : 13200202
 Start Date : 07/08/2013
 Page No : 1

Weather: Hot and Sunny
 Counter: DB-400
 Study Conducted By: Kate and Katelyn

Groups Printed- Unshifted

Start Time	CSAH 1 Southbound					CSAH 6 Westbound					CSAH 1 Northbound					Mississippi Way Eastbound					Exclu. Total	Inclu. Total	Int. Total
	Left	Thru	Right	Heavy	App. Total	Left	Thru	Right	Heavy	App. Total	Left	Thru	Right	Heavy	App. Total	Left	Thru	Right	Heavy	App. Total			
06:00	21	114	1	5	136	30	1	7	1	38	0	35	9	5	44	2	5	2	0	9	11	227	238
06:15	21	171	0	3	192	50	2	9	3	61	1	43	11	6	55	3	5	3	1	11	13	319	332
06:30	37	243	1	4	281	52	0	12	3	64	1	41	15	7	57	3	9	4	0	16	14	418	432
06:45	34	198	0	4	232	81	1	8	4	90	0	59	19	7	78	2	8	0	0	10	15	410	425
Total	113	726	2	16	841	213	4	36	11	253	2	178	54	25	234	10	27	9	1	46	53	1374	1427
07:00	32	262	0	4	294	64	1	12	2	77	0	68	33	11	101	1	5	0	0	6	17	478	495
07:15	44	274	0	3	318	92	1	14	1	107	1	45	23	5	69	2	6	3	0	11	9	505	514
07:30	35	266	0	10	301	74	0	17	3	91	4	49	43	7	96	2	5	1	1	8	21	496	517
07:45	43	257	0	13	300	51	5	22	3	78	2	61	45	13	108	2	5	1	0	8	29	494	523
Total	154	1059	0	30	1213	281	7	65	9	353	7	223	144	36	374	7	21	5	1	33	76	1973	2049
08:00	44	150	2	4	196	51	1	26	6	78	3	46	23	8	72	1	4	0	0	5	18	351	369
08:15	39	143	1	5	183	31	1	22	1	54	2	50	34	9	85	2	4	0	0	6	15	328	343
08:30	38	102	0	7	140	35	2	13	0	50	1	53	24	8	78	3	3	1	1	7	16	275	291
08:45	39	78	2	5	119	27	2	18	3	47	0	57	28	12	85	0	5	0	0	5	20	256	276
Total	160	473	5	21	638	144	6	79	10	229	5	206	109	37	320	6	16	1	1	23	69	1210	1279
09:00	23	56	0	4	79	26	4	20	5	50	1	64	26	13	91	1	0	1	0	2	22	222	244
09:15	22	60	0	6	82	23	2	14	2	39	1	52	24	9	77	1	2	0	0	3	17	201	218
09:30	24	54	0	9	78	14	0	21	5	35	0	50	29	7	79	1	4	1	0	6	21	198	219
09:45	25	60	2	4	87	22	8	14	5	44	0	69	29	10	98	1	5	0	0	6	19	235	254
Total	94	230	2	23	326	85	14	69	17	168	2	235	108	39	345	4	11	2	0	17	79	856	935
10:00	23	42	0	4	65	18	1	16	0	35	3	46	29	12	78	4	5	2	1	11	17	189	206
10:15	21	36	0	4	57	22	4	17	1	43	2	74	26	12	102	3	5	0	0	8	17	210	227
10:30	19	42	0	3	61	19	3	22	3	44	1	55	25	8	81	3	5	1	0	9	14	195	209
10:45	24	60	2	6	86	15	2	20	2	37	1	62	25	7	88	0	2	0	0	2	15	213	228
Total	87	180	2	17	269	74	10	75	6	159	7	237	105	39	349	10	17	3	1	30	63	807	870
11:00	20	46	2	6	68	23	5	22	0	50	0	66	31	4	97	1	3	0	0	4	10	219	229
11:15	29	55	0	8	84	24	1	20	3	45	4	63	32	8	99	4	5	0	0	9	19	237	256
11:30	28	56	3	8	87	19	1	37	2	57	5	71	38	8	114	1	5	0	0	6	18	264	282
11:45	34	44	1	3	79	17	6	19	1	42	2	85	32	14	119	2	4	2	1	8	19	248	267
Total	111	201	6	25	318	83	13	98	6	194	11	285	133	34	429	8	17	2	1	27	66	968	1034
12:00	21	65	1	7	87	34	2	34	4	70	5	87	36	15	128	4	4	0	0	8	26	293	319
12:15	23	62	2	3	87	20	3	38	0	61	1	87	38	9	126	5	1	2	0	8	12	282	294
12:30	21	63	2	2	86	30	10	24	5	64	2	82	34	14	118	1	1	0	0	2	21	270	291
12:45	24	60	1	5	85	20	8	23	4	51	1	68	29	12	98	1	3	2	0	6	21	240	261
Total	89	250	6	17	345	104	23	119	13	246	9	324	137	50	470	11	9	4	0	24	80	1085	1165
13:00	38	59	1	7	98	26	1	26	4	53	1	67	31	11	99	1	5	0	0	6	22	256	278
13:15	32	47	1	4	80	19	3	28	0	50	1	82	31	11	114	0	2	0	0	2	15	246	261
13:30	32	42	1	5	75	26	5	30	3	61	5	99	22	10	126	2	6	0	0	8	18	270	288
13:45	33	50	0	1	83	31	3	29	2	63	3	85	32	10	120	2	5	0	0	7	13	273	286
Total	135	198	3	17	336	102	12	113	9	227	10	333	116	42	459	5	18	0	0	23	68	1045	1113
14:00	28	67	0	6	95	23	3	39	4	65	3	120	41	9	164	2	2	0	0	4	19	328	347
14:15	25	63	1	5	89	28	5	24	4	57	6	112	39	11	157	0	1	0	0	1	20	304	324
14:30	30	67	0	4	97	27	6	53	2	86	2	107	42	9	151	2	4	0	0	6	15	340	355
14:45	28	47	0	4	75	33	1	24	5	58	3	118	30	8	151	0	2	0	0	2	17	286	303
Total	111	244	1	19	356	111	15	140	15	266	14	457	152	37	623	4	9	0	0	13	71	1258	1329
15:00	28	57	1	4	86	34	6	26	3	66	6	148	59	10	213	2	5	1	0	8	17	373	390
15:15	28	52	0	3	80	27	3	30	2	60	2	123	50	9	175	2	6	2	0	10	14	325	339
15:30	28	60	1	4	89	16	7	51	0	74	1	200	45	14	246	2	4	2	0	8	18	417	435
15:45	37	51	1	2	89	22	8	39	1	69	5	183	55	8	243	3	3	1	0	7	11	408	419
Total	121	220	3	13	344	99	24	146	6	269	14	654	209	41	877	9	18	6	0	33	60	1523	1583
16:00	25	66	1	2	92	40	11	53	0	104	4	240	54	9	298	7	3	0	0	10	11	504	515
16:15	24	50	2	6	76	28	7	40	2	75	4	205	42	11	251	1	7	1	1	9	20	411	431
16:30	43	64	0	0	107	41	8	60	4	109	4	289	57	8	350	3	6	0	0	9	12	575	587
16:45	33	45	3	1	81	27	5	48	1	80	3	276	73	4	352	5	11	0	0	16	6	529	535
Total	125	225	6	9	356	136	31	201	7	368	15	1010	226	32	1251	16	27	1	1	44	49	2019	2068
17:00	32	57	1	2	90	41	3	62	4	106	6	279	60	7	345	3	2	2	0	7	13	548	561
17:15	24	46	1	1	71	35	7	43	3	85	7	314	72	7	393	0	3	0	0	3	11	552	563
17:30	33	48	1	5	82	42	8	37	3	87	3	267	57	4	327	2	4	1	1	7	13	503	516



Anoka County Highway Department

Traffic Engineering Section

Traffic Volume and Turning Movement Study

File Name : tmc 1320
 Site Code : 13200202
 Start Date : 07/08/2013
 Page No : 2

Weather: Hot and Sunny
 Counter: DB-400
 Study Conducted By: Kate and Katelyn

Groups Printed- Unshifted

Start Time	CSAH 1 Southbound					CSAH 6 Westbound					CSAH 1 Northbound					Mississippi Way Eastbound					Excl. Total	Incl. Total	Int. Total
	Left	Thru	Right	Heavys	App. Total	Left	Thru	Right	Heavys	App. Total	Left	Thru	Right	Heavys	App. Total	Left	Thru	Right	Heavys	App. Total			
17:45	33	59	3	4	95	25	6	34	1	65	2	188	54	4	244	0	6	4	0	10	9	414	423
Total	122	210	6	12	338	143	24	176	11	343	18	1048	243	22	1309	5	15	7	1	27	46	2017	2063
18:00	29	45	0	2	74	27	6	31	5	64	3	153	46	5	202	1	7	0	0	8	12	348	360
18:15	27	41	1	5	69	13	7	17	0	37	4	122	33	1	159	2	4	0	0	6	6	271	277
18:30	25	33	1	0	59	20	2	22	1	44	2	83	44	4	129	0	7	0	0	7	5	239	244
18:45	24	39	0	0	63	12	4	17	1	33	7	90	33	3	130	2	2	0	0	4	4	230	234
Total	105	158	2	7	265	72	19	87	7	178	16	448	156	13	620	5	20	0	0	25	27	1088	1115
19:00	21	51	1	3	73	14	3	20	0	37	1	66	30	2	97	2	3	2	0	7	5	214	219
19:15	17	30	0	0	47	12	5	12	1	29	0	71	28	3	99	5	4	1	0	10	4	185	189
19:30	28	27	1	0	56	11	4	18	1	33	0	54	38	1	92	1	1	0	0	2	2	183	185
19:45	16	30	0	1	46	18	5	19	1	42	2	56	31	3	89	1	1	2	1	4	6	181	187
Total	82	138	2	4	222	55	17	69	3	141	3	247	127	9	377	9	9	5	1	23	17	763	780
20:00	9	32	0	2	41	18	6	16	1	40	5	55	26	2	86	1	5	0	0	6	5	173	178
20:15	17	27	2	0	46	17	4	22	0	43	2	52	24	2	78	3	4	1	0	8	2	175	177
20:30	12	39	0	2	51	25	8	21	0	54	3	52	11	1	66	0	2	1	0	3	3	174	177
20:45	10	31	1	2	42	22	3	17	1	42	4	54	28	3	86	0	6	1	0	7	6	177	183
Total	48	129	3	6	180	82	21	76	2	179	14	213	89	8	316	4	17	3	0	24	16	699	715
21:00	8	24	0	0	32	18	4	27	1	49	1	48	30	1	79	1	7	2	0	10	2	170	172
21:15	14	30	0	0	44	18	9	21	0	48	2	56	26	1	84	3	5	2	0	10	1	186	187
21:30	16	30	3	2	49	19	8	21	0	48	2	52	30	3	84	0	4	1	0	5	5	186	191
21:45	9	18	0	1	27	18	5	24	1	47	1	44	25	2	70	0	1	1	0	2	4	146	150
Total	47	102	3	3	152	73	26	93	2	192	6	200	111	7	317	4	17	6	0	27	12	688	700
Grand Total	1704	4743	52	239	6499	1857	266	1642	134	3765	153	6298	2219	471	8670	117	268	54	8	439	852	19373	20225
Apprch %	26.2	73	0.8			49.3	7.1	43.6			1.8	72.6	25.6			26.7	61	12.3					
Total %	8.8	24.5	0.3		33.5	9.6	1.4	8.5		19.4	0.8	32.5	11.5		44.8	0.6	1.4	0.3		2.3	4.2	95.8	

Start Time	CSAH 1 Southbound				CSAH 6 Westbound				CSAH 1 Northbound				Mississippi Way Eastbound				Int. Total
	Left	Thru	Right	App. Total	Left	Thru	Right	App. Total	Left	Thru	Right	App. Total	Left	Thru	Right	App. Total	
Peak Hour Analysis From 06:00 to 11:45 - Peak 1 of 1																	
Peak Hour for Entire Intersection Begins at 07:00																	
07:00	32	262	0	294	64	1	12	77	0	68	33	101	1	5	0	6	478
07:15	44	274	0	318	92	1	14	107	1	45	23	69	2	6	3	11	505
07:30	35	266	0	301	74	0	17	91	4	49	43	96	2	5	1	8	496
07:45	43	257	0	300	51	5	22	78	2	61	45	108	2	5	1	8	494
Total Volume	154	1059	0	1213	281	7	65	353	7	223	144	374	7	21	5	33	1973
% App. Total	12.7	87.3	0		79.6	2	18.4		1.9	59.6	38.5		21.2	63.6	15.2		
PHF	.875	.966	.000	.954	.764	.350	.739	.825	.438	.820	.800	.866	.875	.875	.417	.750	.977

Peak Hour Analysis From 12:00 to 21:45 - Peak 1 of 1																	
Peak Hour for Entire Intersection Begins at 16:30																	
16:30	43	64	0	107	41	8	60	109	4	289	57	350	3	6	0	9	575
16:45	33	45	3	81	27	5	48	80	3	276	73	352	5	11	0	16	529
17:00	32	57	1	90	41	3	62	106	6	279	60	345	3	2	2	7	548
17:15	24	46	1	71	35	7	43	85	7	314	72	393	0	3	0	3	552
Total Volume	132	212	5	349	144	23	213	380	20	1158	262	1440	11	22	2	35	2204
% App. Total	37.8	60.7	1.4		37.9	6.1	56.1		1.4	80.4	18.2		31.4	62.9	5.7		
PHF	.767	.828	.417	.815	.878	.719	.859	.872	.714	.922	.897	.916	.550	.500	.250	.547	.968



**ANOKA COUNTY HIGHWAY
PC-WARRANTS
TRAFFIC SIGNAL WARRANT ANALYSIS**

Study Name : TMC 1320
Study Date : 07/12/13
Page No. : 1

Signal Warrants - Summary

Major Street Approaches

Northbound: CSAH 1

Number of Lanes: 2
85% Speed < 40 MPH.
Total Approach Volume: 8,670

Southbound: CSAH 1

Number of Lanes: 2
85% Speed < 40 MPH.
Total Approach Volume: 6,499

Minor Street Approaches

Eastbound: Mississippi Way

Number of Lanes: 2

Total Approach Volume: 439

Westbound: CSAH 6

Number of Lanes: 2

Total Approach Volume: 3,765

Warrant Summary (Urban values apply.)

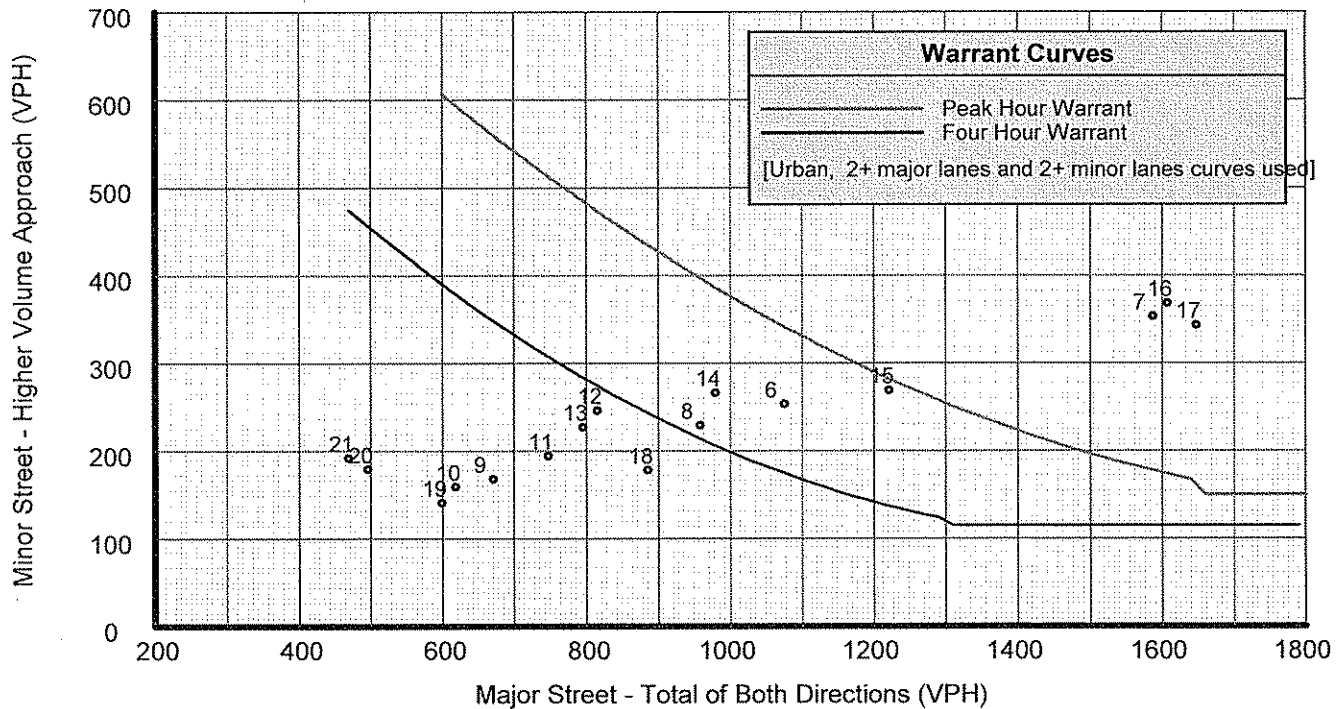
Warrant 1 - Eight Hour Vehicular Volumes	Satisfied
Warrant 1A - Minimum Vehicular Volume	Satisfied
Required volumes reached for 9 hours, 8 are needed	
Warrant 1B - Interruption of Continuous Traffic	Not Satisfied
Required volumes reached for 7 hours, 8 are needed	
Warrant 1 A&B - Combination of Warrants	Satisfied
Required volumes reached for 11 hours, 8 are needed	
Warrant 2 - Four Hour Volumes	Satisfied
Number of hours (7) volumes exceed minimum >= minimum required (4).	
Warrant 3 - Peak Hour	Satisfied
Warrant 3A - Peak Hour Delay	Satisfied
Number of hours (51) volumes exceed minimum >= required (1). Delay data not evaluated.	
Warrant 3B - Peak Hour Volumes	Satisfied
Volumes exceed minimums for at least one hour.	
Warrant 4 - Pedestrian Volumes	Not Evaluated
Warrant 5 - School Crossing	Not Evaluated
Warrant 6 - Coordinated Signal System	Not Evaluated
Warrant 7 - Crash Experience	Not Evaluated
Warrant 8 - Roadway Network	Not Evaluated
Warrant 9 - Intersection Near a Grade Crossing	Not Evaluated



ANOKA COUNTY HIGHWAY PC-WARRANTS TRAFFIC SIGNAL WARRANT ANALYSIS

Study Name : TMC 1320
Study Date : 07/12/13
Page No. : 2

Signal Warrants - Summary



Analysis of 8-Hour Volume Warrants:

Hour Begin	Major Total	Higher Minor Vol	Dir	War 1A			War 1B			War 1A&B		
				Major Crit	Minor Crit	Meets?	Major Crit	Minor Crit	Meets?	Major Crit	Minor Crit	Meets?
00:00	0	0	EB	600-No	200-No	---	900-No	100-No	---	720-No	160-No	---
01:00	0	0	EB	600-No	200-No	---	900-No	100-No	---	720-No	160-No	---
02:00	0	0	EB	600-No	200-No	---	900-No	100-No	---	720-No	160-No	---
03:00	0	0	EB	600-No	200-No	---	900-No	100-No	---	720-No	160-No	---
04:00	0	0	EB	600-No	200-No	---	900-No	100-No	---	720-No	160-No	---
05:00	0	0	EB	600-No	200-No	---	900-No	100-No	---	720-No	160-No	---
06:00	1,075	253	WB	600-Yes	200-Yes	Both	900-Yes	100-Yes	Both	720-Yes	160-Yes	Both
07:00	1,587	353	WB	600-Yes	200-Yes	Both	900-Yes	100-Yes	Both	720-Yes	160-Yes	Both
08:00	958	229	WB	600-Yes	200-Yes	Both	900-Yes	100-Yes	Both	720-Yes	160-Yes	Both
09:00	671	168	WB	600-Yes	200-No	Major	900-No	100-Yes	Minor	720-No	160-Yes	Minor
10:00	618	159	WB	600-Yes	200-No	Major	900-No	100-Yes	Minor	720-No	160-No	---
11:00	747	194	WB	600-Yes	200-No	Major	900-No	100-Yes	Minor	720-Yes	160-Yes	Both
12:00	815	246	WB	600-Yes	200-Yes	Both	900-No	100-Yes	Minor	720-Yes	160-Yes	Both
13:00	795	227	WB	600-Yes	200-Yes	Both	900-No	100-Yes	Minor	720-Yes	160-Yes	Both
14:00	979	266	WB	600-Yes	200-Yes	Both	900-Yes	100-Yes	Both	720-Yes	160-Yes	Both
15:00	1,221	269	WB	600-Yes	200-Yes	Both	900-Yes	100-Yes	Both	720-Yes	160-Yes	Both
16:00	1,607	368	WB	600-Yes	200-Yes	Both	900-Yes	100-Yes	Both	720-Yes	160-Yes	Both
17:00	1,647	343	WB	600-Yes	200-Yes	Both	900-Yes	100-Yes	Both	720-Yes	160-Yes	Both
18:00	885	178	WB	600-Yes	200-No	Major	900-No	100-Yes	Minor	720-Yes	160-Yes	Both
19:00	599	141	WB	600-No	200-No	---	900-No	100-Yes	Minor	720-No	160-No	---
20:00	496	179	WB	600-No	200-No	---	900-No	100-Yes	Minor	720-No	160-Yes	Minor
21:00	469	192	WB	600-No	200-No	---	900-No	100-Yes	Minor	720-No	160-Yes	Minor
22:00	0	0	EB	600-No	200-No	---	900-No	100-No	---	720-No	160-No	---
23:00	0	0	EB	600-No	200-No	---	900-No	100-No	---	720-No	160-No	---



**ANOKA COUNTY HIGHWAY
PC-WARRANTS
TRAFFIC SIGNAL WARRANT ANALYSIS**

Study Name : TMC 1320 MW
Study Date : 07/12/13
Page No. : 1

Multi-Way Stop Warrant Report

Major Street Approaches

Northbound: CSAH 1
Total Approach Volume: 8,670
85% Speed < 40 MPH.

Southbound: CSAH 1
Total Approach Volume: 6,499
85% Speed < 40 MPH.

Minor Street Approaches

Eastbound: Mississippi Way
Total Approach Volume: 439

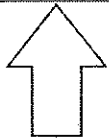
Westbound: CSAH 6
Total Approach Volume: 3,765

Warrant Summary

- Criteria A - Interim Measure** Not Evaluated
If traffic signals are justified, stop signs can be installed as an interim measure.
- Criteria B - Crash Experience** Not Evaluated
- Criteria C - Minimum Volumes and Delays** Satisfied
Delay data not evaluated
Required volumes reached for 14 hours, 8 are needed
- Criteria D - 80% of Volumes, Delays, and Crashes** Not Evaluated
Delay data not evaluated
Number of crashes (-1) is less than the minimum required (4).
Required volumes reached for 0 hours, 8 are needed

Analysis of 8 Hour Volume Warrants:

Time	Major Total	Minor Total	Crit C			Crit D		
			Major	Minor Crit	Meets?	Major Crit	Minor Crit	Meets?
06:00 - 07:00	1,075	299	300-Yes	200-Yes	Both	240-Yes	160-Yes	Both
07:00 - 08:00	1,587	386	300-Yes	200-Yes	Both	240-Yes	160-Yes	Both
08:00 - 09:00	958	252	300-Yes	200-Yes	Both	240-Yes	160-Yes	Both
09:45 - 10:45	629	200	300-Yes	200-Yes	Both	240-Yes	160-Yes	Both
10:45 - 11:45	723	210	300-Yes	200-Yes	Both	240-Yes	160-Yes	Both
11:45 - 12:45	830	263	300-Yes	200-Yes	Both	240-Yes	160-Yes	Both
12:45 - 13:45	775	237	300-Yes	200-Yes	Both	240-Yes	160-Yes	Both
13:45 - 14:45	956	289	300-Yes	200-Yes	Both	240-Yes	160-Yes	Both
14:45 - 15:45	1,115	286	300-Yes	200-Yes	Both	240-Yes	160-Yes	Both
15:45 - 16:45	1,506	392	300-Yes	200-Yes	Both	240-Yes	160-Yes	Both
16:45 - 17:45	1,741	391	300-Yes	200-Yes	Both	240-Yes	160-Yes	Both
17:45 - 18:45	1,031	241	300-Yes	200-Yes	Both	240-Yes	160-Yes	Both
19:45 - 20:45	503	200	300-Yes	200-Yes	Both	240-Yes	160-Yes	Both
20:45 - 21:45	500	219	300-Yes	200-Yes	Both	240-Yes	160-Yes	Both
05:30 - 06:30	427	119	300-Yes	200-No	Major	240-Yes	160-No	Major
05:45 - 06:45	765	199	300-Yes	200-No	Major	240-Yes	160-Yes	Both
09:00 - 10:00	671	185	300-Yes	200-No	Major	240-Yes	160-Yes	Both
09:15 - 10:15	644	179	300-Yes	200-No	Major	240-Yes	160-Yes	Both
09:30 - 10:30	644	188	300-Yes	200-No	Major	240-Yes	160-Yes	Both
18:45 - 19:45	657	155	300-Yes	200-No	Major	240-Yes	160-No	Major
19:00 - 20:00	599	164	300-Yes	200-No	Major	240-Yes	160-Yes	Both
19:15 - 20:15	556	166	300-Yes	200-No	Major	240-Yes	160-Yes	Both
19:30 - 20:30	534	178	300-Yes	200-No	Major	240-Yes	160-Yes	Both
00:00 - 01:00	0	0	300-No	200-No	No	240-No	160-No	No



NORTH

COUNT LOCATION:

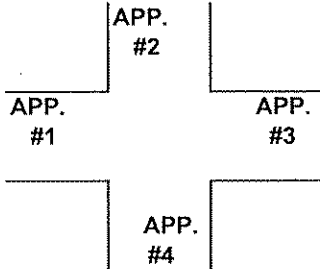
CSAH 1 (East River Road)

DATE:

07/11/2013

@ CSAH 6 (Mississippi St.)

APP. #1 = Mississippi Way
APP. #2 = CSAH 1
APP. #3 = CSAH 6
APP. #4 = CSAH 1

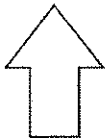


HEAVY VEHICLE- ANY VEHICLE HAVING MORE THAN FOUR TIRES TOUCHING THE PAVEMENT

- A. TRUCKS- A HEAVY VEHICLE INVOLVED PRIMARILY IN THE TRANSPORT OF GOODS OR IN THE DELIVERY OF A SERVICE.
- B. RV- A HEAVY VEHICLE OPERATED BY A PRIVATE MOTORIST AND INVOLVED IN THE TRANSPORT OF RECREATIONAL EQUIPMENT OR FACILITIES.
- C. BUSES- A HEAVY VEHICLE INVOLVED IN THE TRANSPORTATION OF GROUPS OF PEOPLE.

TIME	PEDESTRIANS					HEAVY VEHICLES		
	APP. #1	APP. #2	APP. #3	APP. #4	15 MIN TOT	TRUCKS	RV	BUS
6:00-6:15AM	1			1	2	9		2
6:15-6:30				1	1	11	1	1
6:30-6:45				1	1	11		3
6:45-7:00			1		1	11	1	3
HOURLY TOTAL					5	HOURLY TOTAL		53
7:00-7:15			1	1	2	17		
7:15-7:30		3	1	1	5	7		2
7:30-7:45				3	3	16		5
7:45-8:00		1	1		2	23		5
HOURLY TOTAL					12	HOURLY TOTAL		75
8:00-8:15						16		2
8:15-8:30	1			1	2	14		1
8:30-8:45	2	1		1	4	14		1
8:45-9:00		1		2	3	18		2
HOURLY TOTAL					9	HOURLY TOTAL		68
9:00-9:15						22		
9:15-9:30	1			4	5	15		1
9:30-9:45		3		1	4	20		1
9:45-10:00			2	1	3	15		5
HOURLY TOTAL					12	HOURLY TOTAL		79
10:00-10:15						16		1
10:15-10:30	1			1	2	16		1
10:30-10:45		1			1	12		2
10:45-11:00	1			1	2	14		1
HOURLY TOTAL					5	HOURLY TOTAL		63
11:00-11:15	1				1	8		1
11:15-11:30				1	1	18		1
11:30-11:45				1	1	16		2
11:45-12:00						18		1
HOURLY TOTAL					3	HOURLY TOTAL		65
12:00-12:15			2	1	3	21		6
12:15-12:30			1	1	2	10		1
12:30-12:45			1	1	2	16	1	4
12:45-1:00	3			1	4	17		4
HOURLY TOTAL					11	HOURLY TOTAL		80
1:00-1:15	1		1	2	4	20		2
1:15-1:30			1		1	14		1
1:30-1:45				1	1	12		6
1:45-2:00	1	1		1	3	11		2
HOURLY TOTAL					9	HOURLY TOTAL		68
TOTAL					66	TOTAL		551

1
2
3
4
5
6
7
8
9
10
11
12
13
14
15
16
17
18
19
20
21
22
23
24
25
26
27
28
29
30
31
32



NORTH

COUNT LOCATION:

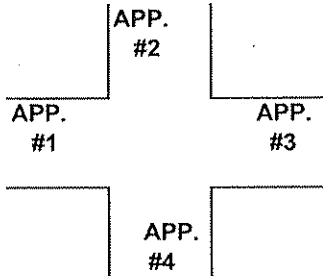
CSAH 1 (East River Road)

DATE:

07/08/2013

@ CSAH 6 (Mississippi St.)

APP. #1 = Mississippi Way
APP. #2 = CSAH 1
APP. #3 = CSAH 6
APP. #4 = CSAH 1



- HEAVY VEHICLE- ANY VEHICLE HAVING MORE THAN FOUR TIRES TOUCHING THE PAVEMENT
- A. TRUCKS- A HEAVY VEHICLE INVOLVED PRIMARILY IN THE TRANSPORT OF GOODS OR IN THE DELIVERY OF A SERVICE.
 - B. RV- A HEAVY VEHICLE OPERATED BY A PRIVATE MOTORIST AND INVOLVED IN THE TRANSPORT OF RECREATIONAL EQUIPMENT OR FACILITIES.
 - C. BUSES- A HEAVY VEHICLE INVOLVED IN THE TRANSPORTATION OF GROUPS OF PEOPLE.

TIME	PEDESTRIANS					HEAVY VEHICLES		
	APP. #1	APP. #2	APP. #3	APP. #4	15 MIN TOT	TRUCKS	RV	BUS
2:00-2:15PM	1				1	18		1
2:15-2:30		1		2	3	21		
2:30-2:45		2			2	15		
2:45-3:00			5	1	6	16		1
HOURLY TOTAL					12	HOURLY TOTAL		72
3:00-3:15	1		1		2	17		1
3:15-3:30			1	4	5	14		
3:30-3:45	2		4	2	8	16		2
3:45-4:00			1	1	2	10		1
HOURLY TOTAL					17	HOURLY TOTAL		61
4:00-4:15		2		4	6	9		1
4:15-4:30		1	2		3	15		2
4:30-4:45		3		1	4	11		1
4:45-5:00	2		3	2	7	9		
HOURLY TOTAL					20	HOURLY TOTAL		48
5:00-5:15		1		1	2	10		2
5:15-5:30						10		1
5:30-5:45		1	1	2	4	12		1
5:45-6:00		1		1	2	9		
HOURLY TOTAL					8	HOURLY TOTAL		45
6:00-6:15	4	4	2	4	14	9		3
6:15-6:30	1			7	8	6		
6:30-6:45				2	2	5		
6:45-7:00			1	1	2	4		
HOURLY TOTAL					26	HOURLY TOTAL		27
7:00-7:15			1	2	3	3		2
7:15-7:30	1		1		2	4		
7:30-7:45		3	1	1	5	2		
7:45-8:00				1	1	4		2
HOURLY TOTAL					11	HOURLY TOTAL		17
8:00-8:15				2	2	4		1
8:15-8:30			2	1	3	1		1
8:30-8:45	3		2	4	9	3		
8:45-9:00		1		4	5	4		2
HOURLY TOTAL					19	HOURLY TOTAL		16
9:00-9:15						2		
9:15-9:30		2			2	1		
9:30-9:45						5		
9:45-10:00	1			1	2	4		
HOURLY TOTAL					4	HOURLY TOTAL		12
TOTAL					183	TOTAL		849

1
2
3
4
5
6
7
8
9
10
11
12
13
14
15
16
17
18
19
20
21
22
23
24
25
26
27
28
29
30
31
32