


Date : 07/17/13

Count Number : TMC1322

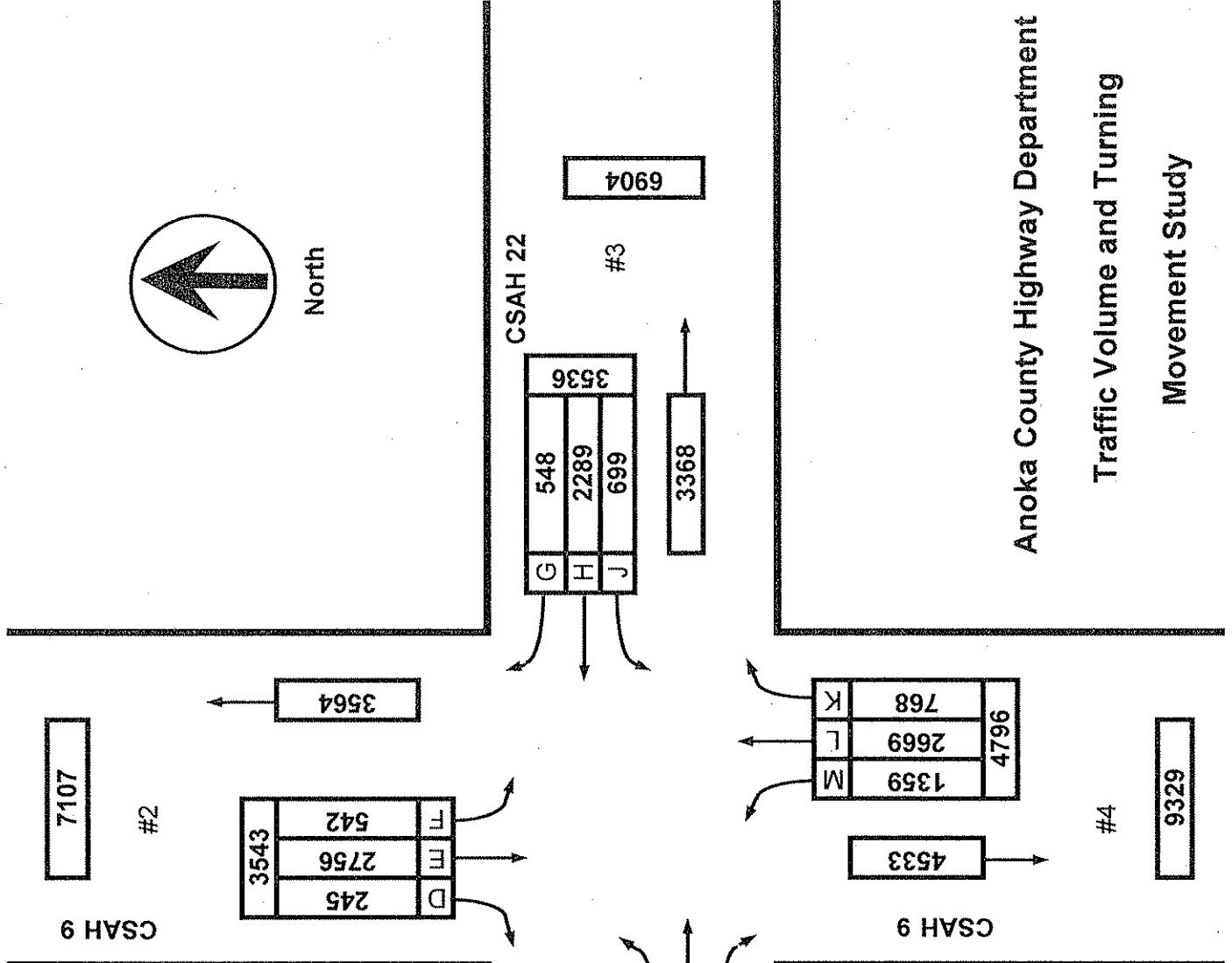
Location : CSAH 22 (Viking Blvd.)

@ CSAH 9 (Lake George Blvd.)

Collection Period : 6 AM - 10 PM



North



	EXISTING LANES OF APPROACH			TOTAL
	RIGHT TURN LANE	LEFT TURN LANE	THRU LANES	
#1	1	0	1	2
#2	1	0	1	2
#3	1	0	1	2
#4	1	0	1	2

Anoka County Highway Department
 Traffic Volume and Turning
 Movement Study

#1

7376	3893
3483	347
	2058
	1078
	A
	B
	C

CSAH 22

#2

7107	3543
245	2756
	542
	D
	E
	F
	T

CSAH 9

#3

6904	3368
548	2289
	699
	G
	H
	J
	3536

CSAH 22

#4

9329	4533
1359	2669
	768
	K
	L
	M
	4796

CSAH 9

Date : 07/17/13


Count Number : TMC1322

Location : CSAH 22 (Viking Blvd.)

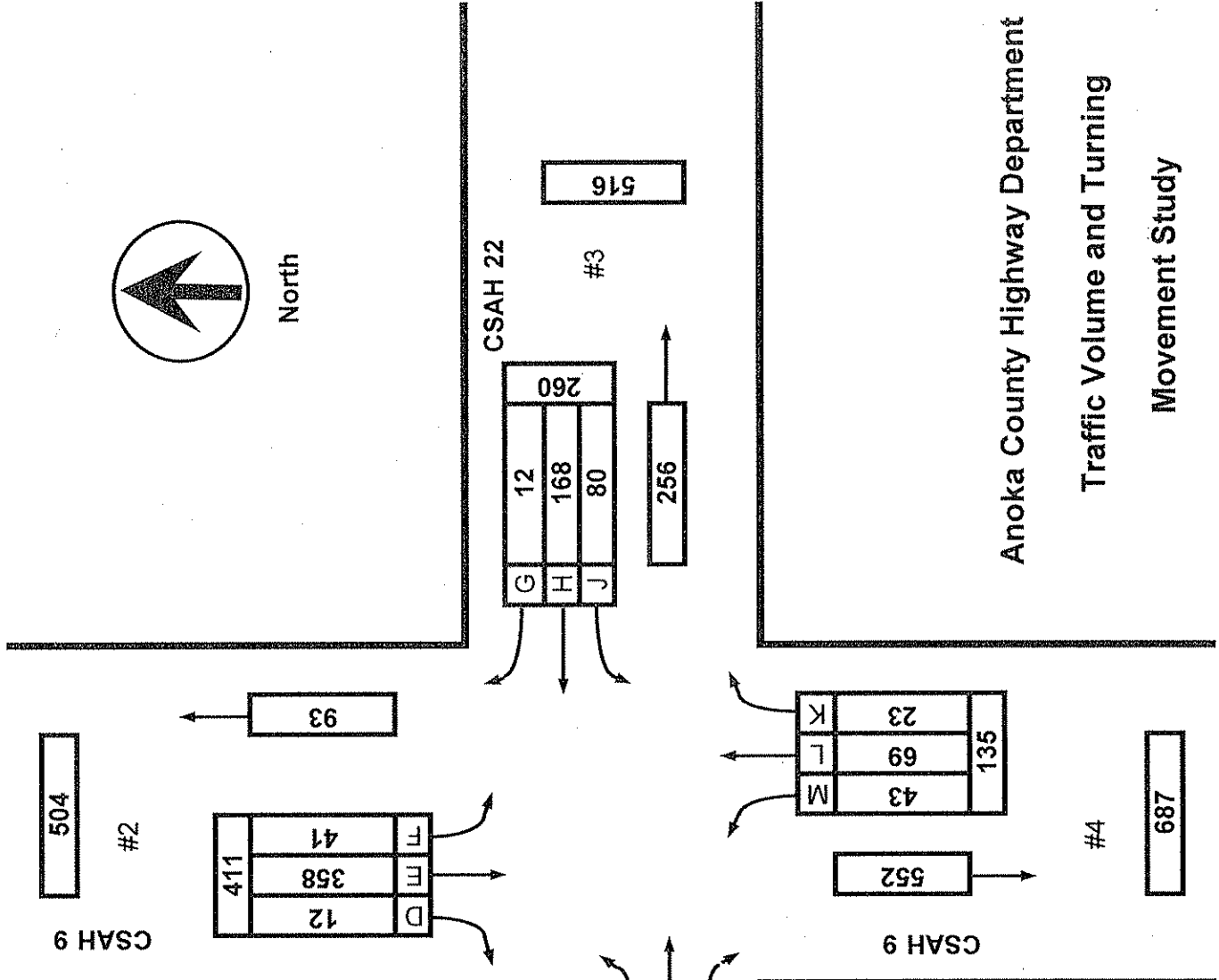
@ CSAH 9 (Lake George Blvd.)

Collection Period : AM PEAK

Hour : 6:45 - 7:45 AM



North



EXISTING LANES OF APPROACH				TOTAL
	RIGHT TURN LANE	LEFT TURN LANE	THRU LANES	
#1	1	0	1	2
#2	1	0	1	2
#3	1	0	1	2
#4	1	0	1	2

Anoka County Highway Department
 Traffic Volume and Turning
 Movement Study

Date : 07/15/13


Count Number : TMC1322

Location : CSAH 22 (Viking Blvd.)

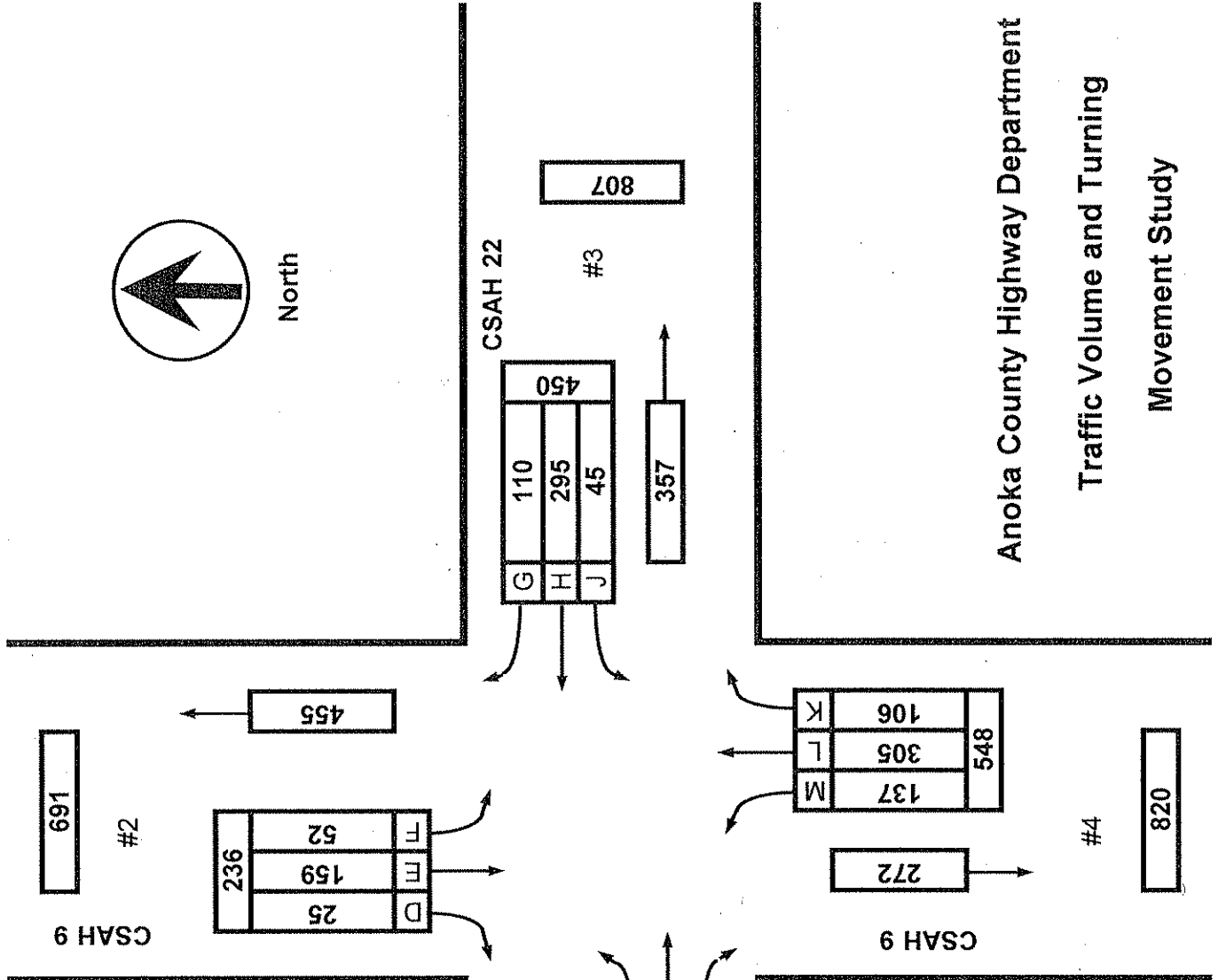
@ CSAH 9 (Lake George Blvd.)

Collection Period : PM PEAK

Hour : 4:45 PM - 5:45 PM



North



Anoka County Highway Department
 Traffic Volume and Turning
 Movement Study

EXISTING LANES OF APPROACH				TOTAL
	RIGHT TURN LANE	LEFT TURN LANE	THRU LANES	
#1	1	0	1	2
#2	1	0	1	2
#3	1	0	1	2
#4	1	0	1	2



Anoka County Highway Department

Traffic Engineering Section

Traffic Volume and Turning Movement Study

File Name : TMC 1322
 Site Code : 13220202
 Start Date : 07/15/2013
 Page No : 1

Weather: Hot & Humid
 Counter: DB-400
 Study Conducted By: Kate and Katelyn

Groups Printed- Unshifted

Start Time	CSAH 9 Southbound					CSAH 22 Westbound					CSAH 9 Northbound					CSAH 22 Eastbound					Exclu. Total	Inclu. Total	Int. Total
	Left	Thru	Right	Heavys	App. Total	Left	Thru	Right	Heavys	App. Total	Left	Thru	Right	Heavys	App. Total	Left	Thru	Right	Heavys	App. Total			
06:00	9	99	5	1	113	18	26	1	1	45	5	6	2	0	13	1	25	20	6	46	8	217	225
06:15	8	112	6	0	126	24	42	4	1	70	8	7	1	0	16	3	41	30	4	74	5	286	291
06:30	7	105	3	2	115	26	41	3	4	70	10	14	4	1	28	0	38	30	9	68	16	281	297
06:45	12	83	0	2	95	14	39	3	0	56	10	16	4	2	30	4	50	31	7	85	11	266	277
Total	36	399	14	5	449	82	148	11	6	241	33	43	11	3	87	8	154	111	26	273	40	1050	1090
07:00	7	92	2	2	101	21	37	1	5	59	9	19	2	4	30	1	45	24	5	70	16	260	276
07:15	14	94	6	2	114	17	38	1	3	56	16	18	12	4	46	3	44	30	5	77	14	293	307
07:30	8	89	4	6	101	28	54	7	6	89	8	16	5	3	29	4	53	29	10	86	25	305	330
07:45	12	71	5	1	88	16	42	5	8	63	10	18	7	4	35	4	45	22	6	71	19	257	276
Total	41	346	17	11	404	82	171	14	22	267	43	71	26	15	140	12	187	105	26	304	74	1115	1189
08:00	9	71	2	4	82	17	20	9	2	46	12	12	6	1	30	4	30	19	5	53	12	211	223
08:15	16	62	2	3	80	17	31	6	4	54	12	14	8	1	34	2	43	8	5	53	13	221	234
08:30	11	67	7	2	85	14	25	1	3	40	15	27	4	1	46	5	34	17	7	56	13	227	240
08:45	12	49	2	1	63	17	25	2	4	44	10	19	13	1	42	1	36	19	6	56	12	205	217
Total	48	249	13	10	310	65	101	18	13	184	49	72	31	4	152	12	143	63	23	218	50	864	914
09:00	5	52	4	1	61	8	33	4	4	45	8	20	6	1	34	2	33	14	8	49	14	189	203
09:15	8	47	2	1	57	10	32	5	4	47	14	9	3	3	26	4	27	11	2	42	10	172	182
09:30	9	49	2	3	60	12	25	6	4	43	11	24	8	1	43	5	37	16	9	58	17	204	221
09:45	6	47	2	3	55	20	25	13	4	58	16	24	5	1	45	6	31	19	4	56	12	214	226
Total	28	195	10	8	233	50	115	28	16	193	49	77	22	6	148	17	128	60	23	205	53	779	832
10:00	7	37	2	1	46	8	13	12	2	33	22	25	3	1	50	4	22	16	2	42	6	171	177
10:15	14	37	3	5	54	11	30	5	2	46	12	24	5	1	41	1	23	20	3	44	11	185	196
10:30	6	36	1	2	43	4	25	7	4	36	15	24	11	4	50	2	22	12	6	36	16	165	181
10:45	10	37	9	0	56	8	20	4	6	32	16	20	10	2	46	3	14	16	0	33	8	167	175
Total	37	147	15	8	199	31	88	28	14	147	65	93	29	8	187	10	81	64	11	155	41	688	729
11:00	3	41	3	1	47	10	27	4	4	41	14	24	13	0	51	0	23	11	3	34	8	173	181
11:15	5	38	3	0	46	13	24	4	4	41	21	23	8	0	52	6	20	18	3	44	7	183	190
11:30	6	37	4	3	47	10	35	8	3	53	14	43	11	1	68	2	31	20	3	53	10	221	231
11:45	5	41	4	3	50	9	34	12	4	55	18	30	6	2	54	8	34	20	4	62	13	221	234
Total	19	157	14	7	190	42	120	28	15	190	67	120	38	3	225	16	108	69	13	193	38	798	836
12:00	4	33	4	0	41	15	30	6	5	51	21	38	11	1	70	2	22	15	3	39	9	201	210
12:15	9	48	2	3	59	7	34	8	6	49	18	35	10	3	63	6	35	16	1	57	13	228	241
12:30	7	47	0	1	54	6	29	6	8	41	22	32	10	6	64	4	19	10	3	33	18	192	210
12:45	6	39	3	2	48	7	25	3	3	35	35	40	11	2	86	12	29	12	1	53	8	222	230
Total	26	167	9	6	202	35	118	23	22	176	96	145	42	12	283	24	105	53	8	182	48	843	891
13:00	14	38	1	0	53	7	32	7	5	46	20	36	6	3	62	5	25	16	2	46	10	207	217
13:15	2	27	9	0	38	3	34	6	3	43	19	45	8	1	72	5	28	13	2	46	6	199	205
13:30	9	39	4	2	52	6	32	8	2	46	21	44	15	4	80	5	32	22	2	59	10	237	247
13:45	7	32	4	0	43	8	25	6	2	39	23	50	8	2	81	2	18	18	5	38	9	201	210
Total	32	136	18	2	186	24	123	27	12	174	83	175	37	10	295	17	103	69	11	189	35	844	879
14:00	3	36	3	1	42	14	33	12	6	59	20	45	14	2	79	8	28	7	7	43	16	223	239
14:15	5	33	6	2	44	6	33	10	4	49	27	50	13	1	90	8	31	16	7	55	14	238	252
14:30	3	39	5	0	47	11	44	5	4	60	30	50	12	2	92	7	27	15	3	49	9	248	257
14:45	3	37	4	2	44	3	43	13	7	59	29	55	25	1	109	10	20	28	6	58	16	270	286
Total	14	145	18	5	177	34	153	40	21	227	106	200	64	6	370	33	106	66	23	205	55	979	1034
15:00	6	34	6	1	46	8	42	8	8	58	23	57	15	2	95	9	33	19	4	61	15	260	275
15:15	13	45	10	4	68	12	28	11	2	51	36	71	16	5	123	10	40	14	5	64	16	306	322
15:30	10	24	2	5	36	12	49	13	7	74	23	77	19	3	119	8	36	13	5	57	20	286	306
15:45	8	40	2	0	50	8	46	21	7	75	32	84	17	2	133	9	44	21	1	74	10	332	342
Total	37	143	20	10	200	40	165	53	24	258	114	289	67	12	470	36	153	67	15	256	61	1184	1245
16:00	17	36	2	1	55	9	49	6	4	64	36	76	22	2	134	10	46	20	5	76	12	329	341
16:15	11	34	5	1	50	6	65	12	1	83	27	83	22	4	132	8	39	16	3	63	9	328	337
16:30	7	27	5	0	39	8	38	16	3	62	31	67	22	3	120	4	53	10	3	67	9	288	297
16:45	11	32	5	0	48	15	86	30	8	131	30	77	31	0	138	8	47	10	2	65	10	382	392
Total	46	129	17	2	192	38	238	64	16	340	124	303	97	9	524	30	185	56	13	271	40	1327	1367
17:00	15	42	11	1	68	8	71	38	6	117	34	77	25	1	136	6	49	21	2	76	10	397	407
17:15	7	46	6	1	59	11	74	23	6	108	42	66	30	4	138	9	52	21	1	82	12	387	399
17:30	19	39	3	0	61	11	64	19	4	94	31	85	20	1	136	17	51	16	2	84	7	375	382



Anoka County Highway Department

Traffic Engineering Section

Traffic Volume and Turning Movement Study

File Name : TMC 1322
 Site Code : 13220202
 Start Date : 07/15/2013
 Page No : 2

Weather: Hot & Humid
 Counter: DB-400
 Study Conducted By: Kate and Katelyn

Groups Printed- Unshifted

Start Time	CSAH 9 Southbound					CSAH 22 Westbound					CSAH 9 Northbound					CSAH 22 Eastbound					Excl. Total	Incl. Total	Int. Total
	Left	Thru	Right	Heavys	App. Total	Left	Thru	Right	Heavys	App. Total	Left	Thru	Right	Heavys	App. Total	Left	Thru	Right	Heavys	App. Total			
17:45	12	40	7	1	59	15	61	13	5	89	32	86	14	3	132	5	49	22	2	76	11	356	367
Total	53	167	27	3	247	45	270	93	21	408	139	314	89	9	542	37	201	80	7	318	40	1515	1555
18:00	13	40	3	3	56	21	57	11	1	89	26	83	23	0	131	7	46	16	3	69	7	345	352
18:15	12	35	5	0	52	19	42	15	3	76	30	80	23	1	133	15	33	32	3	80	7	341	348
18:30	16	23	6	0	45	9	33	14	0	56	31	73	19	1	123	10	33	19	1	62	2	286	288
18:45	5	36	3	1	44	10	41	4	1	55	21	61	11	2	93	7	32	12	1	51	5	243	248
Total	46	134	17	4	197	59	173	44	5	276	108	297	75	4	480	39	144	79	8	262	21	1215	1236
19:00	6	17	3	0	26	10	33	10	0	53	32	54	16	1	102	4	31	16	2	51	3	232	235
19:15	6	27	6	0	39	4	29	12	1	45	28	57	13	2	98	8	23	7	0	38	3	220	223
19:30	7	23	1	0	31	7	33	6	0	46	30	29	18	0	77	4	23	21	0	48	0	202	202
19:45	8	28	3	0	39	4	30	3	1	37	27	46	12	3	85	7	42	13	0	62	4	223	227
Total	27	95	13	0	135	25	125	31	2	181	117	186	59	6	362	23	119	57	2	199	10	877	887
20:00	8	25	1	1	34	6	28	12	0	46	26	40	10	1	76	4	31	20	1	55	3	211	214
20:15	2	22	3	0	27	4	24	8	0	36	19	48	10	2	77	2	19	11	1	32	3	172	175
20:30	5	18	7	1	30	6	33	5	1	44	34	41	13	2	88	3	18	14	0	35	4	197	201
20:45	8	21	4	1	33	8	18	4	0	30	23	44	9	2	76	6	18	5	1	29	4	168	172
Total	23	86	15	3	124	24	103	29	1	156	102	173	42	7	317	15	86	50	3	151	14	748	762
21:00	10	15	1	1	26	4	24	2	1	30	21	38	11	0	70	6	22	9	0	37	2	163	165
21:15	12	10	2	0	24	11	18	6	1	35	20	32	10	0	62	3	15	10	0	28	1	149	150
21:30	6	26	3	0	35	5	20	7	1	32	13	21	8	0	42	4	7	7	0	18	1	127	128
21:45	1	10	2	0	13	3	16	2	0	21	10	20	10	0	40	5	11	3	1	19	1	93	94
Total	29	61	8	1	98	23	78	17	3	118	64	111	39	0	214	18	55	29	1	102	5	532	537
Grand Total	542	2756	245	85	3543	699	2289	548	213	3536	1359	2669	768	114	4796	347	2058	1078	213	3483	625	15358	15983
Apprch %	15.3	77.8	6.9			19.8	64.7	15.5			28.3	55.7	16			10	59.1	31					
Total %	3.5	17.9	1.6		23.1	4.6	14.9	3.6		23	8.8	17.4	5		31.2	2.3	13.4	7		22.7	3.9	96.1	

Start Time	CSAH 9 Southbound					CSAH 22 Westbound					CSAH 9 Northbound					CSAH 22 Eastbound					Int. Total
	Left	Thru	Right	App. Total	Left	Thru	Right	App. Total	Left	Thru	Right	App. Total	Left	Thru	Right	App. Total					
Peak Hour Analysis From 06:00 to 11:45 - Peak 1 of 1																					
Peak Hour for Entire Intersection Begins at 06:45																					
06:45	12	83	0	95	14	39	3	56	10	16	4	30	4	50	31	85	266				
07:00	7	92	2	101	21	37	1	59	9	19	2	30	1	45	24	70	260				
07:15	14	94	6	114	17	38	1	56	16	18	12	46	3	44	30	77	293				
07:30	8	89	4	101	28	54	7	89	8	16	5	29	4	53	29	86	305				
Total Volume	41	358	12	411	80	168	12	260	43	69	23	135	12	192	114	318	1124				
% App. Total	10	87.1	2.9		30.8	64.6	4.6		31.9	51.1	17		3.8	60.4	35.8						
PHF	.732	.952	.500	.901	.714	.778	.429	.730	.672	.908	.479	.734	.750	.906	.919	.924	.921				

Start Time	CSAH 9 Southbound					CSAH 22 Westbound					CSAH 9 Northbound					CSAH 22 Eastbound					Int. Total
	Left	Thru	Right	App. Total	Left	Thru	Right	App. Total	Left	Thru	Right	App. Total	Left	Thru	Right	App. Total					
Peak Hour Analysis From 12:00 to 21:45 - Peak 1 of 1																					
Peak Hour for Entire Intersection Begins at 16:45																					
16:45	11	32	5	48	15	86	30	131	30	77	31	138	8	47	10	65	382				
17:00	15	42	11	68	8	71	38	117	34	77	25	136	6	49	21	76	397				
17:15	7	46	6	59	11	74	23	108	42	66	30	138	9	52	21	82	387				
17:30	19	39	3	61	11	64	19	94	31	85	20	136	17	51	16	84	375				
Total Volume	52	159	25	236	45	295	110	450	137	305	106	548	40	199	68	307	1541				
% App. Total	22	67.4	10.6		10	65.6	24.4		25	55.7	19.3		13	64.8	22.1						
PHF	.684	.864	.568	.868	.750	.858	.724	.859	.815	.897	.855	.993	.588	.957	.810	.914	.970				



**ANOKA COUNTY HIGHWAY
PC-WARRANTS
TRAFFIC SIGNAL WARRANT ANALYSIS**

Study Name : TMC 1322
Study Date : 07/19/13
Page No. : 1

Signal Warrants - Summary

Major Street Approaches

Northbound: CSAH 9

Number of Lanes: 2
85% Speed > 40 MPH.
Total Approach Volume: 4,796

Southbound: CSAH 9

Number of Lanes: 2
85% Speed > 40 MPH.
Total Approach Volume: 3,543

Minor Street Approaches

Eastbound: CSAH 22

Number of Lanes: 2

Total Approach Volume: 3,483

Westbound: CSAH 22

Number of Lanes: 2

Total Approach Volume: 3,536

Warrant Summary (Rural values apply.)

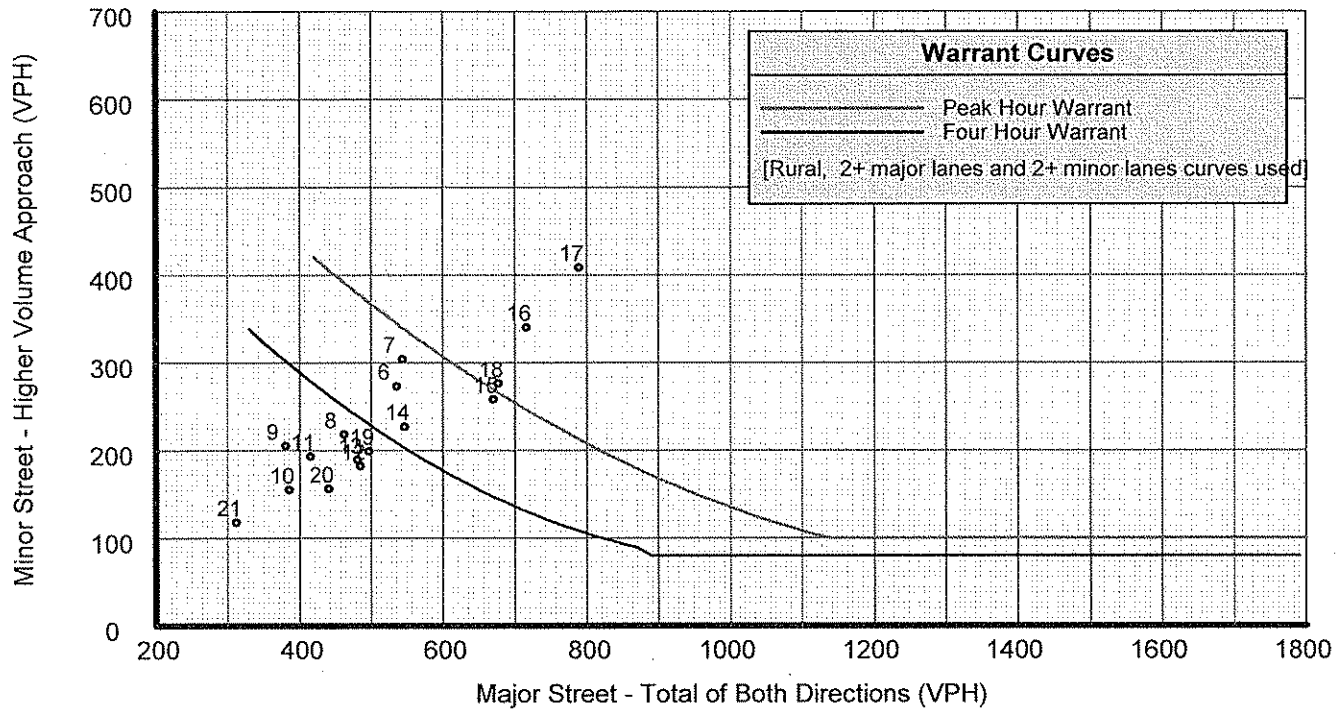
Warrant 1 - Eight Hour Vehicular Volumes	Satisfied
Warrant 1A - Minimum Vehicular Volume	Satisfied
Required volumes reached for 12 hours, 8 are needed	
Warrant 1B - Interruption of Continuous Traffic	Not Satisfied
Required volumes reached for 4 hours, 8 are needed	
Warrant 1 A&B - Combination of Warrants	Not Satisfied
Required volumes reached for 7 hours, 8 are needed	
 Warrant 2 - Four Hour Volumes	 Satisfied
Number of hours (7) volumes exceed minimum >= minimum required (4).	
 Warrant 3 - Peak Hour	 Satisfied
Warrant 3A - Peak Hour Delay	Satisfied
Number of hours (45) volumes exceed minimum >= required (1). Delay data not evaluated.	
Warrant 3B - Peak Hour Volumes	Satisfied
Volumes exceed minimums for at least one hour.	
 Warrant 4 - Pedestrian Volumes	 Not Evaluated
 Warrant 5 - School Crossing	 Not Evaluated
 Warrant 6 - Coordinated Signal System	 Not Evaluated
 Warrant 7 - Crash Experience	 Not Evaluated
 Warrant 8 - Roadway Network	 Not Evaluated
 Warrant 9 - Intersection Near a Grade Crossing	 Not Evaluated



ANOKA COUNTY HIGHWAY PC-WARRANTS TRAFFIC SIGNAL WARRANT ANALYSIS

Study Name : TMC 1322
Study Date : 07/19/13
Page No. : 2

Signal Warrants - Summary



Analysis of 8-Hour Volume Warrants:

Hour Begin	Major Total	Higher Minor Vol	Dir	War 1A			War 1B			War 1A&B		
				Major Crit	Minor Crit	Meets?	Major Crit	Minor Crit	Meets?	Major Crit	Minor Crit	Meets?
00:00	0	0	EB	420-No	140-No	---	630-No	70-No	---	504-No	112-No	---
01:00	0	0	EB	420-No	140-No	---	630-No	70-No	---	504-No	112-No	---
02:00	0	0	EB	420-No	140-No	---	630-No	70-No	---	504-No	112-No	---
03:00	0	0	EB	420-No	140-No	---	630-No	70-No	---	504-No	112-No	---
04:00	0	0	EB	420-No	140-No	---	630-No	70-No	---	504-No	112-No	---
05:00	0	0	EB	420-No	140-No	---	630-No	70-No	---	504-No	112-No	---
06:00	536	273	EB	420-Yes	140-Yes	Both	630-No	70-Yes	Minor	504-Yes	112-Yes	Both
07:00	544	304	EB	420-Yes	140-Yes	Both	630-No	70-Yes	Minor	504-Yes	112-Yes	Both
08:00	462	218	EB	420-Yes	140-Yes	Both	630-No	70-Yes	Minor	504-No	112-Yes	Minor
09:00	381	205	EB	420-No	140-Yes	Minor	630-No	70-Yes	Minor	504-No	112-Yes	Minor
10:00	386	155	EB	420-No	140-Yes	Minor	630-No	70-Yes	Minor	504-No	112-Yes	Minor
11:00	415	193	EB	420-No	140-Yes	Minor	630-No	70-Yes	Minor	504-No	112-Yes	Minor
12:00	485	182	EB	420-Yes	140-Yes	Both	630-No	70-Yes	Minor	504-No	112-Yes	Minor
13:00	481	189	EB	420-Yes	140-Yes	Both	630-No	70-Yes	Minor	504-No	112-Yes	Minor
14:00	547	227	WB	420-Yes	140-Yes	Both	630-No	70-Yes	Minor	504-Yes	112-Yes	Both
15:00	670	258	WB	420-Yes	140-Yes	Both	630-Yes	70-Yes	Both	504-Yes	112-Yes	Both
16:00	716	340	WB	420-Yes	140-Yes	Both	630-Yes	70-Yes	Both	504-Yes	112-Yes	Both
17:00	789	408	WB	420-Yes	140-Yes	Both	630-Yes	70-Yes	Both	504-Yes	112-Yes	Both
18:00	677	276	WB	420-Yes	140-Yes	Both	630-Yes	70-Yes	Both	504-Yes	112-Yes	Both
19:00	497	199	EB	420-Yes	140-Yes	Both	630-No	70-Yes	Minor	504-No	112-Yes	Minor
20:00	441	156	WB	420-Yes	140-Yes	Both	630-No	70-Yes	Minor	504-No	112-Yes	Minor
21:00	312	118	WB	420-No	140-No	---	630-No	70-Yes	Minor	504-No	112-Yes	Minor
22:00	0	0	EB	420-No	140-No	---	630-No	70-No	---	504-No	112-No	---
23:00	0	0	EB	420-No	140-No	---	630-No	70-No	---	504-No	112-No	---



**ANOKA COUNTY HIGHWAY
PC-WARRANTS
TRAFFIC SIGNAL WARRANT ANALYSIS**

Study Name : TMC 1322 MW
Study Date : 07/19/13
Page No. : 1

Multi-Way Stop Warrant Report

Major Street Approaches

Northbound: CSAH 9
Total Approach Volume: 4,796
85% Speed > 40 MPH.

Southbound: CSAH 9
Total Approach Volume: 3,543
85% Speed > 40 MPH.

Minor Street Approaches

Eastbound: CSAH 22
Total Approach Volume: 3,483

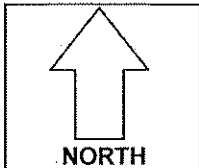
Westbound: CSAH 22
Total Approach Volume: 3,536

Warrant Summary

- Criteria A - Interim Measure** Not Evaluated
If traffic signals are justified, stop signs can be installed as an interim measure.
- Criteria B - Crash Experience** Not Evaluated
- Criteria C - Minimum Volumes and Delays** Satisfied
Delay data not evaluated
Required volumes reached for 16 hours, 8 are needed
- Criteria D - 80% of Volumes, Delays, and Crashes** Not Evaluated
Delay data not evaluated
Number of crashes (-1) is less than the minimum required (4).
Required volumes reached for 16 hours, 8 are needed

Analysis of 8 Hour Volume Warrants:

Time	Major Total	Minor Total	Crit C			Crit D		
			Major	Minor Crit	Meets?	Major Crit	Minor Crit	Meets?
05:30 - 06:30	268	235	210-Yes	140-Yes	Both	240-Yes	160-Yes	Both
06:30 - 07:30	559	541	210-Yes	140-Yes	Both	240-Yes	160-Yes	Both
07:30 - 08:30	479	515	210-Yes	140-Yes	Both	240-Yes	160-Yes	Both
08:30 - 09:30	414	379	210-Yes	140-Yes	Both	240-Yes	160-Yes	Both
09:30 - 10:30	394	380	210-Yes	140-Yes	Both	240-Yes	160-Yes	Both
10:30 - 11:30	391	297	210-Yes	140-Yes	Both	240-Yes	160-Yes	Both
11:30 - 12:30	452	419	210-Yes	140-Yes	Both	240-Yes	160-Yes	Both
12:30 - 13:30	477	343	210-Yes	140-Yes	Both	240-Yes	160-Yes	Both
13:30 - 14:30	511	388	210-Yes	140-Yes	Both	240-Yes	160-Yes	Both
14:30 - 15:30	624	460	210-Yes	140-Yes	Both	240-Yes	160-Yes	Both
15:30 - 16:30	709	566	210-Yes	140-Yes	Both	240-Yes	160-Yes	Both
16:30 - 17:30	746	708	210-Yes	140-Yes	Both	240-Yes	160-Yes	Both
17:30 - 18:30	760	657	210-Yes	140-Yes	Both	240-Yes	160-Yes	Both
18:30 - 19:30	570	411	210-Yes	140-Yes	Both	240-Yes	160-Yes	Both
19:30 - 20:30	446	362	210-Yes	140-Yes	Both	240-Yes	160-Yes	Both
20:30 - 21:30	409	268	210-Yes	140-Yes	Both	240-Yes	160-Yes	Both
00:00 - 01:00	0	0	210-No	140-No	No	240-No	160-No	No
00:15 - 01:15	0	0	210-No	140-No	No	240-No	160-No	No
00:30 - 01:30	0	0	210-No	140-No	No	240-No	160-No	No
00:45 - 01:45	0	0	210-No	140-No	No	240-No	160-No	No
01:00 - 02:00	0	0	210-No	140-No	No	240-No	160-No	No
01:15 - 02:15	0	0	210-No	140-No	No	240-No	160-No	No
01:30 - 02:30	0	0	210-No	140-No	No	240-No	160-No	No
01:45 - 02:45	0	0	210-No	140-No	No	240-No	160-No	No



COUNT LOCATION:

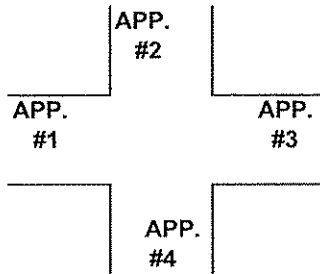
CSAH 22 (Viking Blvd.)

DATE:

07/17/2013

@ CSAH 9 (Lake George Blvd.)

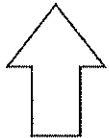
APP. #1 = CSAH 22
APP. #2 = CSAH 9
APP. #3 = CSAH 22
APP. #4 = CSAH 9



- HEAVY VEHICLE- ANY VEHICLE HAVING MORE THAN FOUR TIRES TOUCHING THE PAVEMENT
- A. TRUCKS- A HEAVY VEHICLE INVOLVED PRIMARILY IN THE TRANSPORT OF GOODS OR IN THE DELIVERY OF A SERVICE.
 - B. RV- A HEAVY VEHICLE OPERATED BY A PRIVATE MOTORIST AND INVOLVED IN THE TRANSPORT OF RECREATIONAL EQUIPMENT OR FACILITIES.
 - C. BUSES- A HEAVY VEHICLE INVOLVED IN THE TRANSPORTATION OF GROUPS OF PEOPLE.

TIME	PEDESTRIANS					HEAVY VEHICLES		
	APP. #1	APP. #2	APP. #3	APP. #4	15 MIN TOT	TRUCKS	RV	BUS
6:00-6:15AM						7		
6:15-6:30						5		
6:30-6:45						15		1
6:45-7:00						7		4
HOURLY TOTAL						HOURLY TOTAL		39
7:00-7:15						14		2
7:15-7:30		1			1	12		2
7:30-7:45						22		3
7:45-8:00						18		1
HOURLY TOTAL					1	HOURLY TOTAL		74
8:00-8:15						9		2
8:15-8:30						11		2
8:30-8:45						11		2
8:45-9:00						9		3
HOURLY TOTAL						HOURLY TOTAL		49
9:00-9:15						10		4
9:15-9:30						8		2
9:30-9:45		1			1	15		2
9:45-10:00						12		
HOURLY TOTAL					1	HOURLY TOTAL		53
10:00-10:15						6		
10:15-10:30				2	2	11		
10:30-10:45						12		4
10:45-11:00						8		
HOURLY TOTAL					2	HOURLY TOTAL		41
11:00-11:15				1	1	7	1	1
11:15-11:30			1		1	7		
11:30-11:45						10		
11:45-12:00						13		
HOURLY TOTAL					2	HOURLY TOTAL		39
12:00-12:15						8		
12:15-12:30						9		4
12:30-12:45						13		4
12:45-1:00						9		
HOURLY TOTAL						HOURLY TOTAL		47
1:00-1:15						10		
1:15-1:30						6		
1:30-1:45						10		1
1:45-2:00						9		
HOURLY TOTAL						HOURLY TOTAL		36
					TOTAL	6		
							TOTAL	378

1
2
3
4
5
6
7
8
9
10
11
12
13
14
15
16
17
18
19
20
21
22
23
24
25
26
27
28
29
30
31
32



NORTH

COUNT LOCATION:

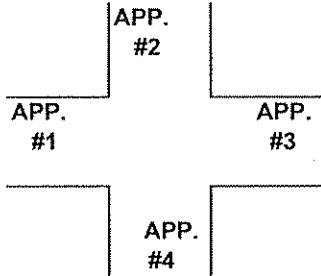
CSAH 22 (Viking Blvd.)

DATE:

07/15/2013

@ CSAH 9 (Lake George Blvd.)

APP. #1 = CSAH 22
APP. #2 = CSAH 9
APP. #3 = CSAH 22
APP. #4 = CSAH 9



- HEAVY VEHICLE- ANY VEHICLE HAVING MORE THAN FOUR TIRES TOUCHING THE PAVEMENT**
- A. TRUCKS- A HEAVY VEHICLE INVOLVED PRIMARILY IN THE TRANSPORT OF GOODS OR IN THE DELIVERY OF A SERVICE.
 - B. RV- A HEAVY VEHICLE OPERATED BY A PRIVATE MOTORIST AND INVOLVED IN THE TRANSPORT OF RECREATIONAL EQUIPMENT OR FACILITIES.
 - C. BUSES- A HEAVY VEHICLE INVOLVED IN THE TRANSPORTATION OF GROUPS OF PEOPLE.

TIME	PEDESTRIANS					HEAVY VEHICLES		
	APP. #1	APP. #2	APP. #3	APP. #4	15 MIN TOT	TRUCKS	RV	BUS
2:00-2:15PM				1	1	15		
2:15-2:30						14		
2:30-2:45						8		1
2:45-3:00						14	1	1
HOURLY TOTAL					1	HOURLY TOTAL		54
3:00-3:15						14		1
3:15-3:30						14		2
3:30-3:45						20		1
3:45-4:00						9		
HOURLY TOTAL						HOURLY TOTAL		61
4:00-4:15						12		
4:15-4:30						8		1
4:30-4:45						9		
4:45-5:00						10		
HOURLY TOTAL						HOURLY TOTAL		40
5:00-5:15						9		
5:15-5:30						11		1
5:30-5:45						6		1
5:45-6:00						10	1	
HOURLY TOTAL						HOURLY TOTAL		39
6:00-6:15						8		
6:15-6:30						6		
6:30-6:45						2		
6:45-7:00		2			2	5		
HOURLY TOTAL					2	HOURLY TOTAL		21
7:00-7:15						4		
7:15-7:30			2		2	3		
7:30-7:45								
7:45-8:00						3	1	
HOURLY TOTAL					2	HOURLY TOTAL		11
8:00-8:15						2	1	
8:15-8:30						3		
8:30-8:45						3		
8:45-9:00						2	2	
HOURLY TOTAL						HOURLY TOTAL		13
9:00-9:15						2		
9:15-9:30						1		
9:30-9:45						1		
9:45-10:00						1		
HOURLY TOTAL						HOURLY TOTAL		5
				TOTAL	11		TOTAL	622

1
2
3
4
5
6
7
8
9
10
11
12
13
14
15
16
17
18
19
20
21
22
23
24
25
26
27
28
29
30
31
32