

* Note: Volume numbers are high compared to previous year(s) counts done at this intersection. Possibly due to re-construction of Nightingale St. - Should do peak counts in fall - 6:30-8:30 Am; 4:00-6:00 PM

Date: 07/18/13

Count Number: TMC1324

Location: CSAH 78 (Hanson Blvd.)


@ CSAH 20 (161st Ave.)

Collection Period: 6 AM - 10 PM

CSAH 78
#2
4446

D	93
E	1764
F	270

2319



North

CSAH 20

G	261
H	1901
J	961

#3

6300

3177

C	98
B	2018
A	1583

#1

7155

CSAH 20

3456

C	98
B	2018
A	1583

#1

7155

CSAH 20

CSAH 78

M	1462
L	1960
K	889

#4

8619

4308

EXISTING LANES OF APPROACH				TOTAL
	RIGHT TURN LANE	LEFT TURN LANE	THRU LANES	
#1	1	0	1	2
#2	1	0	1	2
#3	1	0	1	2
#4	1	0	1	2

Anoka County Highway Department

Traffic Volume and Turning

Movement Study

Date : 07/18/13


Count Number : TMC1324

Location : CSAH 78 (Hanson Blvd.)

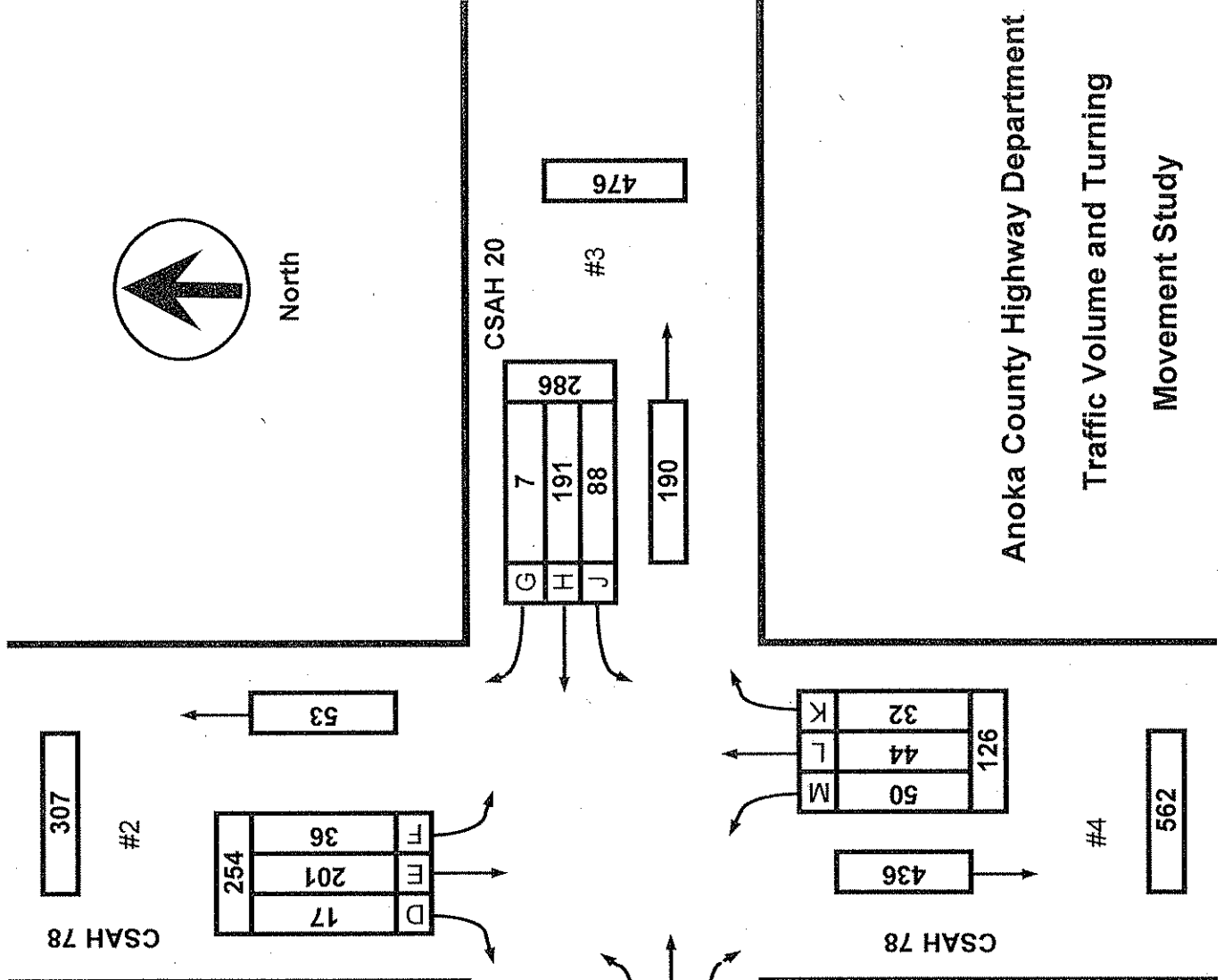
@ CSAH 20 (161st Ave.)

Collection Period : AM PEAK

Hour : 6:45 - 7:45 AM



North



EXISTING LANES OF APPROACH				TOTAL
	RIGHT TURN LANE	LEFT TURN LANE	THRU LANES	
#1	1	0	1	2
#2	1	0	1	2
#3	1	0	1	2
#4	1	0	1	2

Anoka County Highway Department
 Traffic Volume and Turning
 Movement Study

Date : 07/16/13


Count Number : TMC1324

Location : CSAH 78 (Hanson Blvd.)

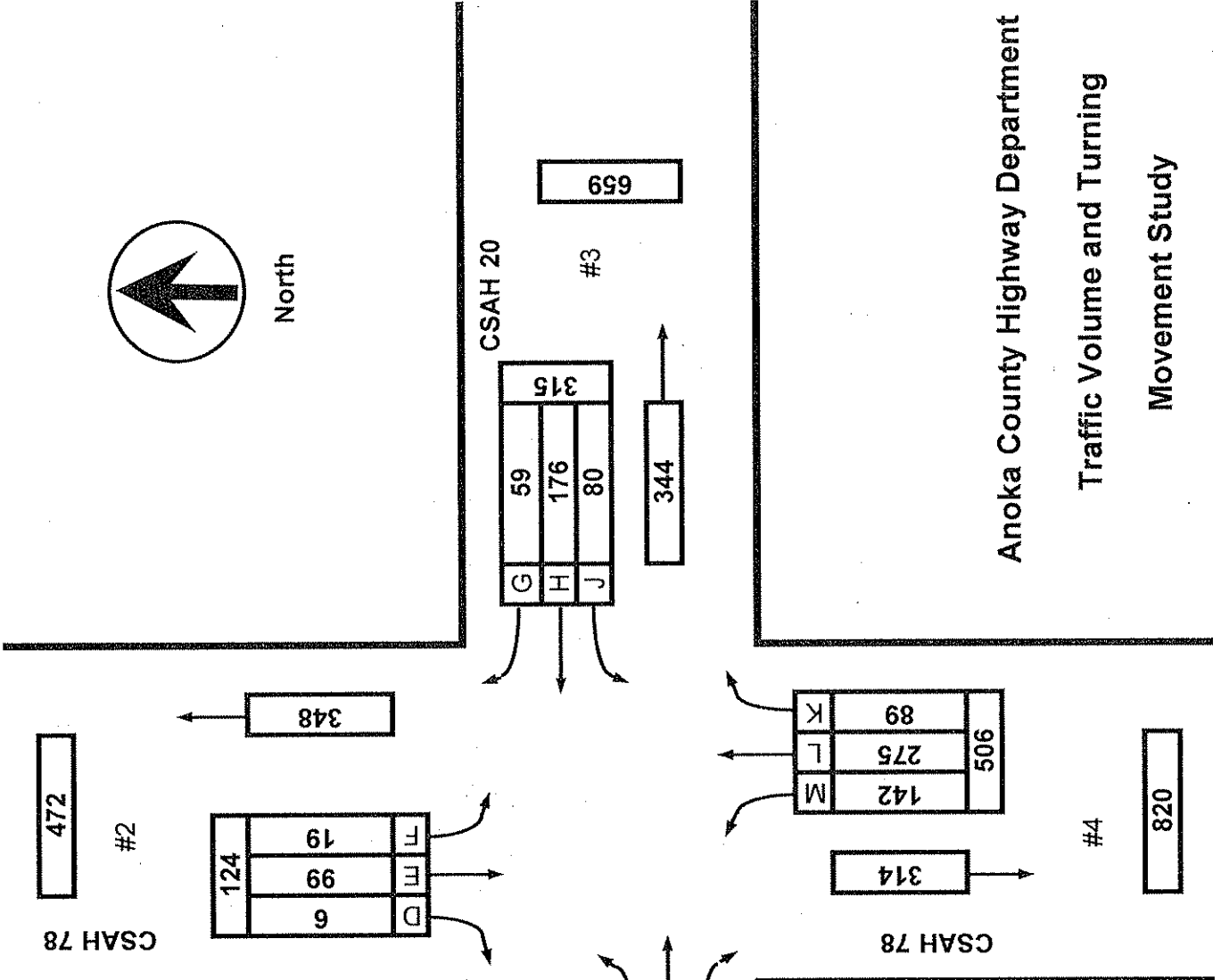
@ CSAH 20 (161st Ave.)

Collection Period : PM PEAK

Hour : 4:30 PM - 5:30 PM



North



EXISTING LANES OF APPROACH				TOTAL
	RIGHT TURN LANE	LEFT TURN LANE	THRU LANES	
#1	1	0	1	2
#2	1	0	1	2
#3	1	0	1	2
#4	1	0	1	2

Anoka County Highway Department
 Traffic Volume and Turning
 Movement Study



Anoka County Highway Department

Traffic Engineering Section

Traffic Volume and Turning Movement Study

File Name : TMC 1324
 Site Code : 13240202
 Start Date : 07/16/2013
 Page No : 1

Weather: Hot & Humid
 Counter: DB-400
 Study Conducted By: Kate and Katelyn

Groups Printed- Unshifted

Start Time	CSAH 78 Southbound					CSAH 20 Westbound					CSAH 78 Northbound					CSAH 20 Eastbound					Exclu. Total	Inclu. Total	Inf. Total
	Left	Thru	Right	Heavys	App. Total	Left	Thru	Right	Heavys	App. Total	Left	Thru	Right	Heavys	App. Total	Left	Thru	Right	Heavys	App. Total			
06:00	4	32	2	0	38	6	36	1	2	43	6	9	6	1	21	0	12	13	2	25	5	127	132
06:15	11	46	1	4	58	11	49	0	0	60	6	5	2	0	13	1	7	3	0	11	4	142	146
06:30	8	60	2	3	70	19	51	1	2	71	16	10	2	1	28	0	26	19	1	45	7	214	221
06:45	12	57	4	0	73	18	46	1	1	65	12	10	11	1	33	1	23	39	4	63	6	234	240
Total	35	195	9	7	239	54	182	3	5	239	40	34	21	3	95	2	68	74	7	144	22	717	739
07:00	10	39	3	1	52	21	45	2	0	68	10	10	5	2	25	1	28	35	1	64	4	209	213
07:15	4	45	5	0	54	24	37	1	5	62	12	12	7	1	31	0	46	37	4	83	10	230	240
07:30	10	60	5	4	75	25	63	3	0	91	16	12	9	0	37	0	25	36	5	61	9	264	273
07:45	8	39	1	1	48	16	49	1	5	66	17	7	8	4	32	1	26	23	1	50	11	196	207
Total	32	183	14	6	229	86	194	7	10	287	55	41	29	7	125	2	125	131	11	258	34	899	933
08:00	6	43	5	1	54	8	31	1	2	40	19	20	10	3	49	2	25	34	4	61	10	204	214
08:15	8	36	2	1	46	12	42	4	0	58	22	20	8	4	50	1	21	35	5	57	10	211	221
08:30	6	32	1	1	39	24	25	3	1	52	19	11	14	1	44	0	29	32	7	61	10	196	206
08:45	10	42	1	0	53	36	39	2	2	77	40	27	19	20	86	0	34	34	3	68	25	284	309
Total	30	153	9	3	192	80	137	10	5	227	100	78	51	28	229	3	109	135	19	247	55	895	950
09:00	3	29	2	2	34	20	40	4	1	64	29	23	7	3	59	0	23	42	10	65	16	222	238
09:15	3	23	1	1	27	28	24	3	0	55	20	21	13	3	54	0	34	41	10	75	14	211	225
09:30	7	23	1	0	31	8	25	4	0	37	15	10	12	2	37	1	20	14	0	35	2	140	142
09:45	5	27	0	1	32	18	32	3	1	53	17	15	13	1	45	2	26	33	6	61	9	191	200
Total	18	102	4	4	124	74	121	14	2	209	81	69	45	9	195	3	103	130	26	236	41	764	805
10:00	3	13	1	1	17	7	21	0	0	28	16	20	16	3	52	1	27	15	3	43	7	140	147
10:15	2	27	1	1	30	10	22	3	4	35	8	17	6	3	31	0	20	20	3	40	11	136	147
10:30	4	22	1	2	27	14	23	1	1	38	25	15	10	3	50	2	31	14	2	47	8	162	170
10:45	2	27	0	2	29	14	15	3	1	32	16	22	2	0	40	1	28	13	4	42	7	143	150
Total	11	89	3	6	103	45	81	7	6	133	65	74	34	9	173	4	106	62	12	172	33	581	614
11:00	2	17	0	2	19	12	15	5	3	32	26	10	13	3	49	0	15	18	1	33	9	133	142
11:15	3	26	2	1	31	15	28	3	2	46	24	21	15	5	60	1	31	23	4	55	12	192	204
11:30	5	40	4	1	49	11	20	0	4	31	20	18	23	1	61	1	28	35	4	64	10	205	215
11:45	5	38	2	2	45	12	21	1	1	34	22	32	28	0	82	1	27	23	2	51	5	212	217
Total	15	121	8	6	144	50	84	9	10	143	92	81	79	9	252	3	101	99	11	203	36	742	778
12:00	2	31	0	2	33	16	28	4	2	48	45	31	14	24	90	0	13	20	0	33	28	204	232
12:15	4	36	4	1	44	28	41	4	3	73	15	20	13	1	48	1	35	41	13	77	18	242	260
12:30	4	40	2	2	46	16	22	1	2	39	22	21	21	2	64	1	28	31	6	60	12	209	221
12:45	5	53	0	2	58	12	32	4	5	48	28	31	15	3	74	1	28	33	3	62	13	242	255
Total	15	160	6	7	181	72	123	13	12	208	110	103	63	30	276	3	104	125	22	232	71	897	968
13:00	2	31	1	2	34	11	14	2	0	27	29	32	12	2	73	2	14	25	3	41	7	175	182
13:15	2	36	1	0	39	14	17	3	1	34	15	24	16	8	55	4	21	19	4	44	13	172	185
13:30	3	30	2	6	35	12	21	3	1	36	18	24	16	2	58	1	24	22	4	47	13	176	189
13:45	2	35	2	1	39	18	19	1	0	38	23	27	10	3	60	1	32	17	1	50	5	187	192
Total	9	132	6	9	147	55	71	9	2	135	85	107	54	15	246	8	91	83	12	182	38	710	748
14:00	3	22	1	1	26	14	22	6	1	42	9	22	7	3	38	1	32	20	4	53	9	159	168
14:15	4	13	0	1	17	9	22	3	1	34	17	41	10	2	68	5	41	18	2	64	6	183	189
14:30	3	21	2	4	26	14	36	3	2	53	16	38	11	4	65	2	32	14	2	48	12	192	204
14:45	2	25	1	4	28	10	21	4	3	35	25	34	17	2	76	3	32	19	1	54	10	193	203
Total	12	81	4	10	97	47	101	16	7	164	67	135	45	11	247	11	137	71	9	219	37	727	764
15:00	1	15	0	4	16	11	31	2	2	44	24	36	10	2	70	1	38	15	2	54	10	184	194
15:15	4	16	2	1	22	16	24	2	4	42	29	45	14	4	88	2	45	31	3	78	12	230	242
15:30	2	23	2	1	27	21	21	5	2	47	28	61	15	4	104	1	39	26	5	66	12	244	256
15:45	2	26	1	0	29	19	40	4	2	63	20	57	17	3	94	2	59	34	4	95	9	281	290
Total	9	80	5	6	94	67	116	13	10	196	101	199	56	13	356	6	181	106	14	293	43	939	982
16:00	5	28	4	1	37	24	36	10	0	70	32	52	16	6	100	4	57	33	4	94	11	301	312
16:15	0	27	2	0	29	15	39	10	3	64	37	72	20	1	129	5	59	34	3	98	7	320	327
16:30	3	22	0	1	25	19	46	18	3	83	37	78	26	3	141	2	51	28	0	81	7	330	337
16:45	4	22	1	1	27	19	43	14	1	76	30	73	22	2	125	6	72	40	0	118	4	346	350
Total	12	99	7	3	118	77	164	52	7	293	136	275	84	12	495	17	239	135	7	391	29	1297	1326
17:00	4	28	3	2	35	20	41	13	0	74	35	67	18	2	120	0	53	34	1	87	5	316	321
17:15	8	27	2	1	37	22	46	14	0	82	40	57	23	0	120	6	60	33	0	99	1	338	339
17:30	4	26	2	0	32	15	45	8	1	68	33	63	27	2	123	2	47	35	1	84	4	307	311



Anoka County Highway Department

Traffic Engineering Section

Traffic Volume and Turning Movement Study

File Name : TMC 1324
 Site Code : 13240202
 Start Date : 07/16/2013
 Page No : 2

Weather: Hot & Humid
 Counter: DB-400
 Study Conducted By: Kate and Katelyn

Groups Printed- Unshifted

Start Time	CSAH 78 Southbound					CSAH 20 Westbound					CSAH 78 Northbound					CSAH 20 Eastbound					Exclu. Total	Inclu. Total	Int. Total
	Left	Thru	Right	Heavys	App. Total	Left	Thru	Right	Heavys	App. Total	Left	Thru	Right	Heavys	App. Total	Left	Thru	Right	Heavys	App. Total			
17:45	4	33	2	1	39	23	42	3	2	68	40	42	13	3	95	2	55	34	2	91	8	293	301
Total	20	114	9	4	143	80	174	38	3	292	148	229	81	7	458	10	215	136	4	361	18	1254	1272
18:00	7	22	1	0	30	14	32	7	1	53	24	43	12	1	79	0	37	29	0	66	2	228	230
18:15	2	26	2	1	30	12	37	13	1	62	34	60	19	6	113	2	49	30	1	81	9	286	295
18:30	2	18	1	0	21	13	40	8	2	61	29	41	21	1	91	7	27	26	0	60	3	233	236
18:45	1	27	1	0	29	19	17	3	0	39	37	40	14	0	91	1	30	23	0	54	0	213	213
Total	12	93	5	1	110	58	126	31	4	215	124	184	66	8	374	10	143	108	1	261	14	960	974
19:00	5	16	0	0	21	20	16	7	2	43	38	55	17	0	110	0	34	19	1	53	3	227	230
19:15	8	25	0	2	33	10	29	2	0	41	11	30	16	0	57	1	25	28	0	54	2	185	187
19:30	2	16	0	1	18	8	20	5	1	33	24	29	16	0	69	2	19	17	1	38	3	158	161
19:45	0	12	1	0	13	4	20	6	0	30	24	34	16	0	74	4	34	19	1	57	1	174	175
Total	15	69	1	3	85	42	85	20	3	147	97	148	65	0	310	7	112	83	3	202	9	744	753
20:00	2	5	0	0	7	13	13	4	1	30	17	30	9	3	56	0	28	12	0	40	4	133	137
20:15	4	15	1	0	20	10	24	3	0	37	22	34	13	1	69	1	27	17	1	45	2	171	173
20:30	2	7	0	0	9	10	20	3	0	33	25	29	21	0	75	1	31	15	1	47	1	164	165
20:45	5	15	0	0	20	7	25	2	0	34	13	35	13	0	61	2	22	10	0	34	0	149	149
Total	13	42	1	0	56	40	82	12	1	134	77	128	56	4	261	4	108	54	2	166	7	617	624
21:00	2	20	1	0	23	8	14	2	0	24	20	19	14	0	53	0	22	13	0	35	0	135	135
21:15	3	11	0	0	14	12	23	4	0	39	20	24	18	0	62	2	20	13	0	35	0	150	150
21:30	3	13	1	0	17	8	16	0	0	24	25	17	13	0	55	1	16	15	0	32	0	128	128
21:45	4	7	0	0	11	6	7	1	0	14	19	15	15	0	49	2	18	10	0	30	0	104	104
Total	12	51	2	0	65	34	60	7	0	101	84	75	60	0	219	5	76	51	0	132	0	517	517
Grand Total	270	1764	93	75	2127	961	1901	261	87	3123	1462	1960	889	165	4311	98	2018	1583	160	3699	487	13260	13747
Apprch %	12.7	82.9	4.4			30.8	60.9	8.4			33.9	45.5	20.6			2.6	54.6	42.8					
Total %	2	13.3	0.7		16	7.2	14.3	2		23.6	11	14.8	6.7		32.5	0.7	15.2	11.9		27.9	3.5	96.5	

Start Time	CSAH 78 Southbound				CSAH 20 Westbound				CSAH 78 Northbound				CSAH 20 Eastbound				Int. Total
	Left	Thru	Right	App. Total	Left	Thru	Right	App. Total	Left	Thru	Right	App. Total	Left	Thru	Right	App. Total	
06:45	12	57	4	73	18	46	1	65	12	10	11	33	1	23	39	63	234
07:00	10	39	3	52	21	45	2	68	10	10	5	25	1	28	35	64	209
07:15	4	45	5	54	24	37	1	62	12	12	7	31	0	46	37	83	230
07:30	10	60	5	75	25	63	3	91	16	12	9	37	0	25	36	61	264
Total Volume	36	201	17	254	88	191	7	286	50	44	32	126	2	122	147	271	937
% App. Total	14.2	79.1	6.7		30.8	66.8	2.4		39.7	34.9	25.4		0.7	45	54.2		
PHF	.750	.838	.850	.847	.880	.758	.583	.786	.781	.917	.727	.851	.500	.663	.942	.816	.887

Peak Hour Analysis From 12:00 to 21:45 - Peak 1 of 1

Peak Hour for Entire Intersection Begins at 16:30

16:30	3	22	0	25	19	46	18	83	37	78	26	141	2	51	28	81	330
16:45	4	22	1	27	19	43	14	76	30	73	22	125	6	72	40	118	346
17:00	4	28	3	35	20	41	13	74	35	67	18	120	0	53	34	87	316
17:15	8	27	2	37	22	46	14	82	40	57	23	120	6	60	33	99	338
Total Volume	19	99	6	124	80	176	59	315	142	275	89	506	14	236	135	385	1330
% App. Total	15.3	79.8	4.8		25.4	55.9	18.7		28.1	54.3	17.6		3.6	61.3	35.1		
PHF	.594	.884	.500	.838	.909	.957	.819	.949	.888	.881	.856	.897	.583	.819	.844	.816	.961



**ANOKA COUNTY HIGHWAY
PC-WARRANTS
TRAFFIC SIGNAL WARRANT ANALYSIS**

Study Name : TMC 1324
Study Date : 07/19/13
Page No. : 1

Signal Warrants - Summary

Major Street Approaches

Eastbound: CSAH 20
Number of Lanes: 2
85% Speed > 40 MPH.
Total Approach Volume: 3,699

Westbound: CSAH 20
Number of Lanes: 2
85% Speed > 40 MPH.
Total Approach Volume: 3,123

Minor Street Approaches

Northbound: CSAH 78
Number of Lanes: 2

Total Approach Volume: 4,311

Southbound: CSAH 78
Number of Lanes: 2

Total Approach Volume: 2,127

Warrant Summary (Rural values apply.)

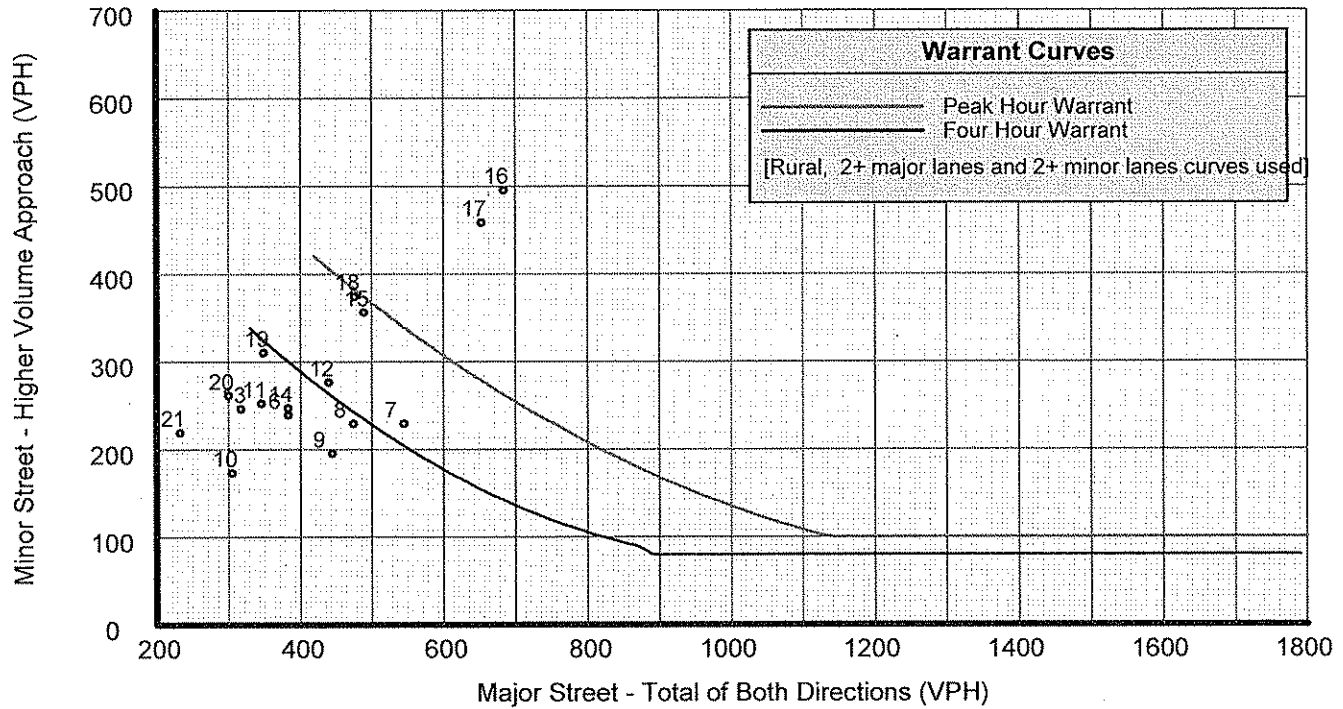
Warrant 1 - Eight Hour Vehicular Volumes	Satisfied
Warrant 1A - Minimum Vehicular Volume	Satisfied
Required volumes reached for 8 hours, 8 are needed	
Warrant 1B - Interruption of Continuous Traffic	Not Satisfied
Required volumes reached for 2 hours, 8 are needed	
Warrant 1 A&B - Combination of Warrants	Not Satisfied
Required volumes reached for 3 hours, 8 are needed	
Warrant 2 - Four Hour Volumes	Satisfied
Number of hours (6) volumes exceed minimum >= minimum required (4).	
Warrant 3 - Peak Hour	Satisfied
Warrant 3A - Peak Hour Delay	Satisfied
Number of hours (27) volumes exceed minimum >= required (1). Delay data not evaluated.	
Warrant 3B - Peak Hour Volumes	Satisfied
Volumes exceed minimums for at least one hour.	
Warrant 4 - Pedestrian Volumes	Not Evaluated
Warrant 5 - School Crossing	Not Evaluated
Warrant 6 - Coordinated Signal System	Not Evaluated
Warrant 7 - Crash Experience	Not Evaluated
Warrant 8 - Roadway Network	Not Evaluated
Warrant 9 - Intersection Near a Grade Crossing	Not Evaluated



ANOKA COUNTY HIGHWAY PC-WARRANTS TRAFFIC SIGNAL WARRANT ANALYSIS

Study Name : TMC 1324
Study Date : 07/19/13
Page No. : 2

Signal Warrants - Summary



Analysis of 8-Hour Volume Warrants:

Hour Begin	Major Total	Higher Minor		War 1A			War 1B			War 1A&B		
		Vol	Dir	Major Crit	Minor Crit	Meets?	Major Crit	Minor Crit	Meets?	Major Crit	Minor Crit	Meets?
00:00	0	0	NB	420-No	140-No	---	630-No	70-No	---	504-No	112-No	---
01:00	0	0	NB	420-No	140-No	---	630-No	70-No	---	504-No	112-No	---
02:00	0	0	NB	420-No	140-No	---	630-No	70-No	---	504-No	112-No	---
03:00	0	0	NB	420-No	140-No	---	630-No	70-No	---	504-No	112-No	---
04:00	0	0	NB	420-No	140-No	---	630-No	70-No	---	504-No	112-No	---
05:00	0	0	NB	420-No	140-No	---	630-No	70-No	---	504-No	112-No	---
06:00	383	239	SB	420-No	140-Yes	Minor	630-No	70-Yes	Minor	504-No	112-Yes	Minor
07:00	545	229	SB	420-Yes	140-Yes	Both	630-No	70-Yes	Minor	504-Yes	112-Yes	Both
08:00	474	229	NB	420-Yes	140-Yes	Both	630-No	70-Yes	Minor	504-No	112-Yes	Minor
09:00	445	195	NB	420-Yes	140-Yes	Both	630-No	70-Yes	Minor	504-No	112-Yes	Minor
10:00	305	173	NB	420-No	140-Yes	Minor	630-No	70-Yes	Minor	504-No	112-Yes	Minor
11:00	346	252	NB	420-No	140-Yes	Minor	630-No	70-Yes	Minor	504-No	112-Yes	Minor
12:00	440	276	NB	420-Yes	140-Yes	Both	630-No	70-Yes	Minor	504-No	112-Yes	Minor
13:00	317	246	NB	420-No	140-Yes	Minor	630-No	70-Yes	Minor	504-No	112-Yes	Minor
14:00	383	247	NB	420-No	140-Yes	Minor	630-No	70-Yes	Minor	504-No	112-Yes	Minor
15:00	489	356	NB	420-Yes	140-Yes	Both	630-No	70-Yes	Minor	504-No	112-Yes	Minor
16:00	684	495	NB	420-Yes	140-Yes	Both	630-Yes	70-Yes	Both	504-Yes	112-Yes	Both
17:00	653	458	NB	420-Yes	140-Yes	Both	630-Yes	70-Yes	Both	504-Yes	112-Yes	Both
18:00	476	374	NB	420-Yes	140-Yes	Both	630-No	70-Yes	Minor	504-No	112-Yes	Minor
19:00	349	310	NB	420-No	140-Yes	Minor	630-No	70-Yes	Minor	504-No	112-Yes	Minor
20:00	300	261	NB	420-No	140-Yes	Minor	630-No	70-Yes	Minor	504-No	112-Yes	Minor
21:00	233	219	NB	420-No	140-Yes	Minor	630-No	70-Yes	Minor	504-No	112-Yes	Minor
22:00	0	0	NB	420-No	140-No	---	630-No	70-No	---	504-No	112-No	---
23:00	0	0	NB	420-No	140-No	---	630-No	70-No	---	504-No	112-No	---



**ANOKA COUNTY HIGHWAY
PC-WARRANTS
TRAFFIC SIGNAL WARRANT ANALYSIS**

Study Name : TMC 1324 MW
Study Date : 07/19/13
Page No. : 1

Multi-Way Stop Warrant Report

Major Street Approaches

Eastbound: CSAH 20
Total Approach Volume: 3,699
85% Speed > 40 MPH.

Westbound: CSAH 20
Total Approach Volume: 3,123
85% Speed > 40 MPH.

Minor Street Approaches

Northbound: CSAH 78
Total Approach Volume: 4,311

Southbound: CSAH 78
Total Approach Volume: 2,127

Warrant Summary

Criteria A - Interim Measure Not Evaluated
If traffic signals are justified, stop signs can be installed as an interim measure.

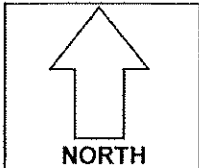
Criteria B - Crash Experience Not Evaluated

Criteria C - Minimum Volumes and Delays Satisfied
Delay data not evaluated
Required volumes reached for 16 hours, 8 are needed

Criteria D - 80% of Volumes, Delays, and Crashes Not Evaluated
Delay data not evaluated
Number of crashes (-1) is less than the minimum required (4).
Required volumes reached for 16 hours, 8 are needed

Analysis of 8 Hour Volume Warrants:

Time	Major Total	Minor Total	Crit C			Crit D		
			Major	Minor Crit	Meets?	Major Crit	Minor Crit	Meets?
05:45 - 06:45	255	228	210-Yes	140-Yes	Both	240-Yes	160-Yes	Both
06:45 - 07:45	557	380	210-Yes	140-Yes	Both	240-Yes	160-Yes	Both
07:45 - 08:45	445	362	210-Yes	140-Yes	Both	240-Yes	160-Yes	Both
08:45 - 09:45	476	381	210-Yes	140-Yes	Both	240-Yes	160-Yes	Both
09:45 - 10:45	345	284	210-Yes	140-Yes	Both	240-Yes	160-Yes	Both
10:45 - 11:45	335	338	210-Yes	140-Yes	Both	240-Yes	160-Yes	Both
11:45 - 12:45	415	452	210-Yes	140-Yes	Both	240-Yes	160-Yes	Both
12:45 - 13:45	339	426	210-Yes	140-Yes	Both	240-Yes	160-Yes	Both
13:45 - 14:45	382	339	210-Yes	140-Yes	Both	240-Yes	160-Yes	Both
14:45 - 15:45	420	431	210-Yes	140-Yes	Both	240-Yes	160-Yes	Both
15:45 - 16:45	648	584	210-Yes	140-Yes	Both	240-Yes	160-Yes	Both
16:45 - 17:45	688	619	210-Yes	140-Yes	Both	240-Yes	160-Yes	Both
17:45 - 18:45	542	498	210-Yes	140-Yes	Both	240-Yes	160-Yes	Both
18:45 - 19:45	355	428	210-Yes	140-Yes	Both	240-Yes	160-Yes	Both
19:45 - 20:45	319	323	210-Yes	140-Yes	Both	240-Yes	160-Yes	Both
20:45 - 21:45	257	305	210-Yes	140-Yes	Both	240-Yes	160-Yes	Both
00:00 - 01:00	0	0	210-No	140-No	No	240-No	160-No	No
00:15 - 01:15	0	0	210-No	140-No	No	240-No	160-No	No
00:30 - 01:30	0	0	210-No	140-No	No	240-No	160-No	No
00:45 - 01:45	0	0	210-No	140-No	No	240-No	160-No	No
01:00 - 02:00	0	0	210-No	140-No	No	240-No	160-No	No
01:15 - 02:15	0	0	210-No	140-No	No	240-No	160-No	No
01:30 - 02:30	0	0	210-No	140-No	No	240-No	160-No	No
01:45 - 02:45	0	0	210-No	140-No	No	240-No	160-No	No



COUNT LOCATION:

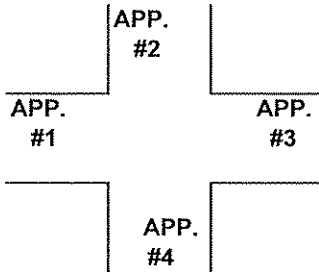
CSAH 78 (Hanson Blvd.)

DATE:

07/18/2013

@ CSAH 20 (161st. Ave.)

APP. #1 = CSAH 20
APP. #2 = CSAH 78
APP. #3 = CSAH 20
APP. #4 = CSAH 78

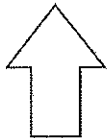


HEAVY VEHICLE- ANY VEHICLE HAVING MORE THAN FOUR TIRES TOUCHING THE PAVEMENT

- A. TRUCKS- A HEAVY VEHICLE INVOLVED PRIMARILY IN THE TRANSPORT OF GOODS OR IN THE DELIVERY OF A SERVICE.
- B. RV- A HEAVY VEHICLE OPERATED BY A PRIVATE MOTORIST AND INVOLVED IN THE TRANSPORT OF RECREATIONAL EQUIPMENT OR FACILITIES.
- C. BUSES- A HEAVY VEHICLE INVOLVED IN THE TRANSPORTATION OF GROUPS OF PEOPLE.

TIME	PEDESTRIANS					HEAVY VEHICLES		
	APP. #1	APP. #2	APP. #3	APP. #4	15 MIN TOT	TRUCKS	RV	BUS
6:00-6:15AM	1				1	4		
6:15-6:30						7		1
6:30-6:45						7		
6:45-7:00			1		1	4		
HOURLY TOTAL					2	HOURLY TOTAL		23
7:00-7:15			1		1	4		1
7:15-7:30	1				1	7		2
7:30-7:45						7		1
7:45-8:00						8		2
HOURLY TOTAL					2	HOURLY TOTAL		32
8:00-8:15			1		1	8		1
8:15-8:30				1	1	10		
8:30-8:45			1	1	2	4		6
8:45-9:00						6		18
HOURLY TOTAL					4	HOURLY TOTAL		53
9:00-9:15			1	1	2	5		13
9:15-9:30	1				1	4		10
9:30-9:45						2		
9:45-10:00				1	1	9		
HOURLY TOTAL					4	HOURLY TOTAL		43
10:00-10:15			1		1	7		
10:15-10:30						11		
10:30-10:45			1		1	6		1
10:45-11:00						7		
HOURLY TOTAL					2	HOURLY TOTAL		32
11:00-11:15						5		4
11:15-11:30						8	1	3
11:30-11:45	1				1	6		4
11:45-12:00						5		1
HOURLY TOTAL					1	HOURLY TOTAL		37
12:00-12:15						6		23
12:15-12:30	1			1	2	5		12
12:30-12:45						8		4
12:45-1:00				1	1	10		3
HOURLY TOTAL					3	HOURLY TOTAL		71
1:00-1:15						7		
1:15-1:30			1		1	12	1	
1:30-1:45						12		
1:45-2:00						5		
HOURLY TOTAL					1	HOURLY TOTAL		37
					TOTAL	19		
							TOTAL	328

1
2
3
4
5
6
7
8
9
10
11
12
13
14
15
16
17
18
19
20
21
22
23
24
25
26
27
28
29
30
31
32



NORTH

COUNT LOCATION:

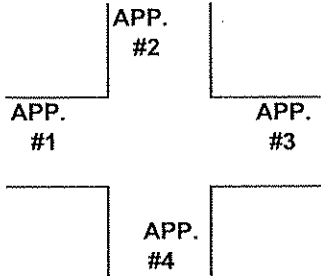
CSAH 78 (Hanson Blvd.)

DATE:

07/16/2013

@ CSAH 20 (161st. Ave.)

APP. #1 = CSAH 20
APP. #2 = CSAH 78
APP. #3 = CSAH 20
APP. #4 = CSAH 78



- HEAVY VEHICLE- ANY VEHICLE HAVING MORE THAN FOUR TIRES TOUCHING THE PAVEMENT
- A. TRUCKS- A HEAVY VEHICLE INVOLVED PRIMARILY IN THE TRANSPORT OF GOODS OR IN THE DELIVERY OF A SERVICE.
 - B. RV- A HEAVY VEHICLE OPERATED BY A PRIVATE MOTORIST AND INVOLVED IN THE TRANSPORT OF RECREATIONAL EQUIPMENT OR FACILITIES.
 - C. BUSES- A HEAVY VEHICLE INVOLVED IN THE TRANSPORTATION OF GROUPS OF PEOPLE.

TIME	PEDESTRIANS					HEAVY VEHICLES		
	APP. #1	APP. #2	APP. #3	APP. #4	15 MIN TOT	TRUCKS	RV	BUS
2:00-2:15PM						9		
2:15-2:30			1		1	5		
2:30-2:45						12		
2:45-3:00		1			1	10		
HOURLY TOTAL					2	HOURLY TOTAL		36
3:00-3:15						10		
3:15-3:30						10	1	1
3:30-3:45				1	1	10		2
3:45-4:00						9		1
HOURLY TOTAL					1	HOURLY TOTAL		44
4:00-4:15						13		
4:15-4:30						5		
4:30-4:45	2				2	7		
4:45-5:00			2		2	4		
HOURLY TOTAL					4	HOURLY TOTAL		29
5:00-5:15	2				2	6		1
5:15-5:30								
5:30-5:45						4		
5:45-6:00						5		1
HOURLY TOTAL					2	HOURLY TOTAL		17
6:00-6:15	1				1	2		
6:15-6:30	1			1	2	9		
6:30-6:45						2		
6:45-7:00	1		1	1	3			
HOURLY TOTAL					6	HOURLY TOTAL		13
7:00-7:15						1		2
7:15-7:30						2		
7:30-7:45						3		
7:45-8:00			2		2	1		
HOURLY TOTAL					2	HOURLY TOTAL		9
8:00-8:15						4		
8:15-8:30	1				1	1		1
8:30-8:45	1				1			1
8:45-9:00								
HOURLY TOTAL					2	HOURLY TOTAL		7
9:00-9:15	1				1			
9:15-9:30	2				2			
9:30-9:45								
9:45-10:00								
HOURLY TOTAL					3	HOURLY TOTAL		483
				TOTAL	41		TOTAL	483

1
2
3
4
5
6
7
8
9
10
11
12
13
14
15
16
17
18
19
20
21
22
23
24
25
26
27
28
29
30
31
32