


Date : 08/08/13

Count Number : TMC1330

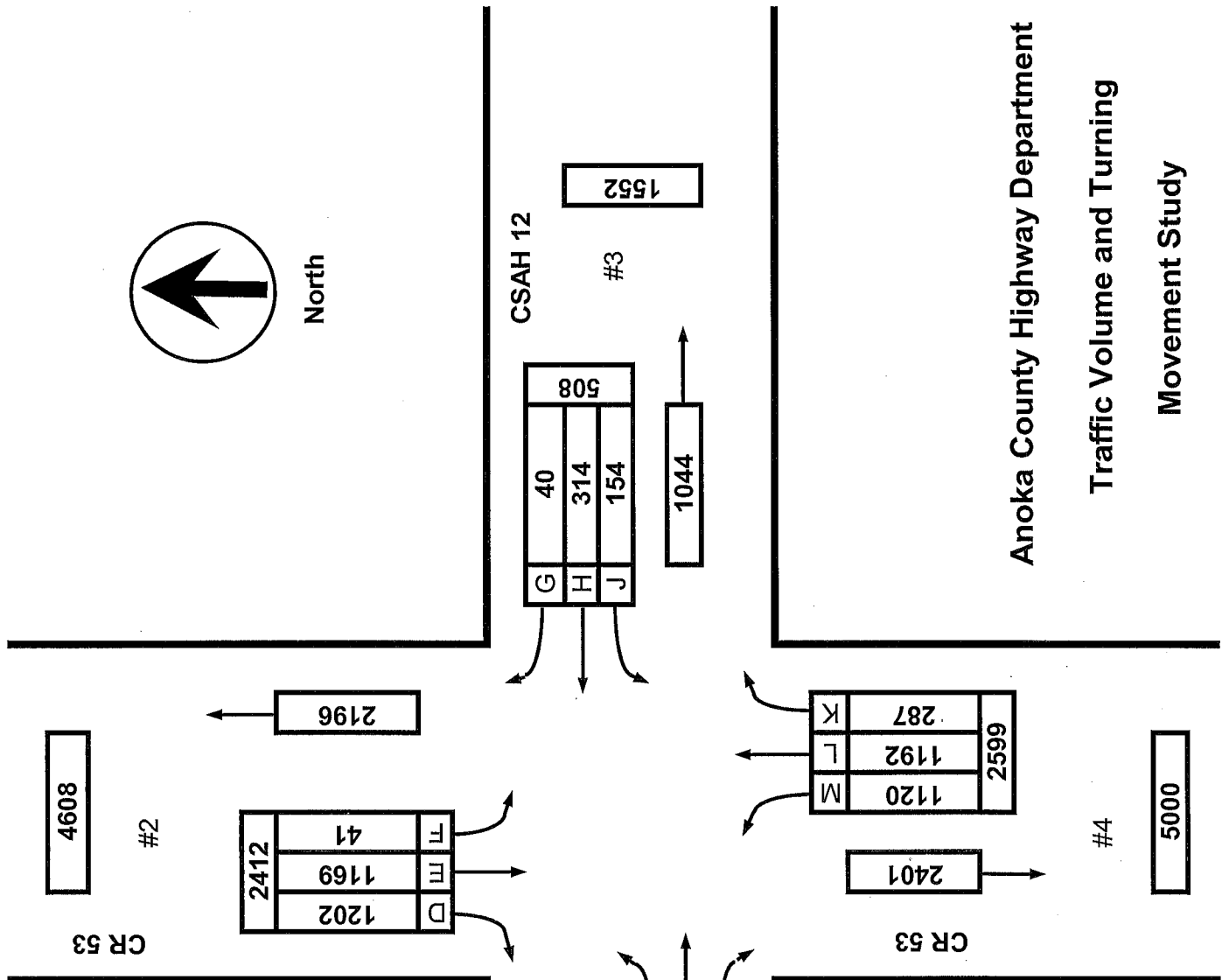
Location : CR 53 (Sunset Ave.)

@ CSAH 12 (109th Ave.)/CSAH 12 (Apollo Drive)

Collection Period : 6 AM - 10 PM



North



EXISTING LANES OF APPROACH				TOTAL
	RIGHT TURN LANE	LEFT TURN LANE	THRU LANES	
#1	0	0	1	1
#2	0	0	1	1
#3	1	0	1	2
#4	1	0	1	2

Anoka County Highway Department
 Traffic Volume and Turning
 Movement Study

Date : 08/08/13


Count Number : TMC1330

Location : CR 53 (Sunset Ave.)

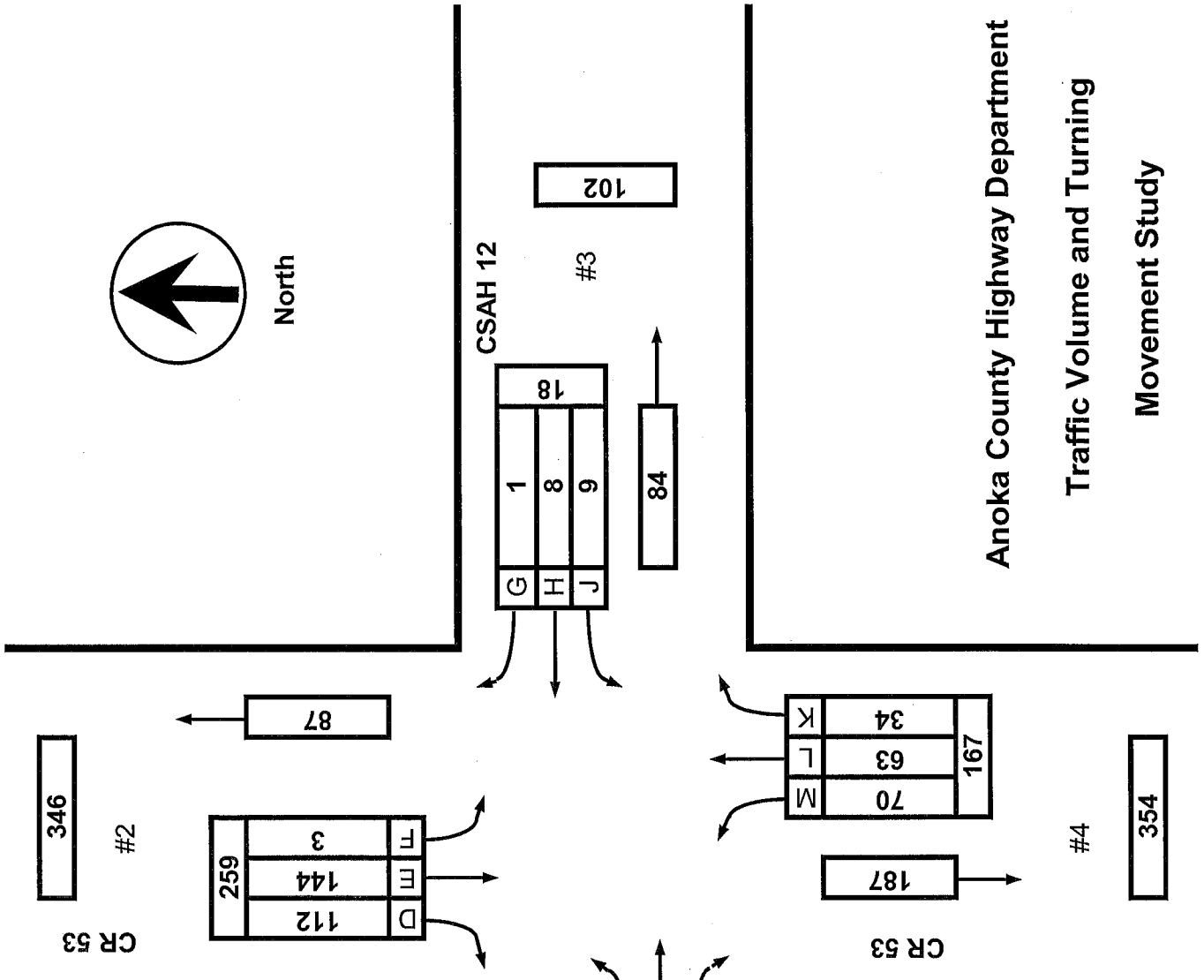
@ CSAH 12 (109th Ave.)/CSAH 12 (Apollo

Collection Period : AM PEAK

Hour : 7:00 - 8:00 AM



North



EXISTING LANES OF APPROACH				TOTAL
	RIGHT TURN LANE	LEFT TURN LANE	THRU LANES	
#1	0	0	1	1
#2	0	0	1	1
#3	1	0	1	2
#4	1	0	1	2

Anoka County Highway Department
 Traffic Volume and Turning
 Movement Study

Date : 08/06/13


Count Number : TMC1330

Location : CR 53 (Sunset Ave.)

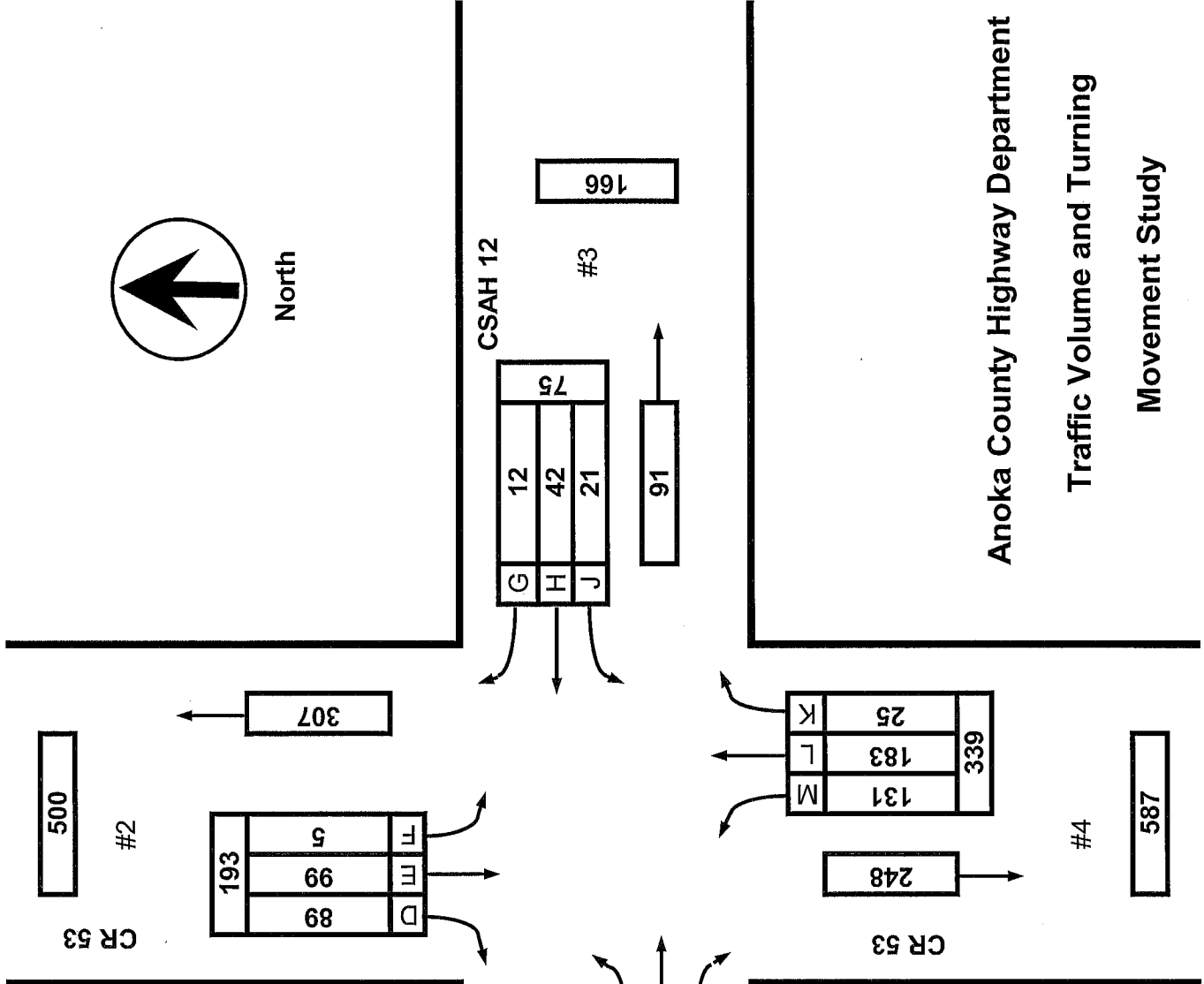
@ CSAH 12 (109th Ave.)/CSAH 12 (Apollo)

Collection Period : PM PEAK

Hour : 4:30 PM - 5:30 PM



North



EXISTING LANES OF APPROACH				TOTAL
	RIGHT TURN LANE	LEFT TURN LANE	THRU LANES	
#1	0	0	1	1
#2	0	0	1	1
#3	1	0	1	2
#4	1	0	1	2

Anoka County Highway Department
 Traffic Volume and Turning
 Movement Study



Anoka County Highway Department

Traffic Engineering Section

Traffic Volume and Turning Movement Study

File Name : TMC 1330
 Site Code : 13300202
 Start Date : 08/06/2013
 Page No : 1

Weather: Hot and Stormy
 Counter: DB-400
 Study Conducted By: Kate and Kristin

Groups Printed- Unshifted

Start Time	CR 53 Southbound					CSAH 12 Westbound					CR 53 Northbound					CSAH 12 Eastbound					Exclu. Total	Inclu. Total	Inl. Total
	Left	Thru	Right	Heavys	App. Total	Left	Thru	Right	Heavys	App. Total	Left	Thru	Right	Heavys	App. Total	Left	Thru	Right	Heavys	App. Total			
06:00	1	16	21	2	38	2	4	0	1	6	5	4	2	0	11	2	1	4	0	7	3	62	65
06:15	1	30	9	1	40	2	4	0	1	6	6	5	5	0	16	4	7	3	0	14	2	76	78
06:30	1	39	29	1	69	4	5	0	0	9	15	5	6	1	26	3	10	2	2	15	4	119	123
06:45	1	44	26	2	71	3	4	0	0	7	11	9	6	3	26	7	12	9	0	28	5	132	137
Total	4	129	85	6	218	11	17	0	2	28	37	23	19	4	79	16	30	18	2	64	14	389	403
07:00	1	38	16	2	55	3	3	0	0	6	19	8	10	0	37	6	10	7	0	23	2	121	123
07:15	1	34	29	4	64	3	0	0	1	3	13	16	6	0	35	8	12	13	1	33	6	135	141
07:30	1	34	31	1	66	1	2	0	1	3	11	20	4	1	35	4	12	6	3	22	6	126	132
07:45	0	38	36	1	74	2	3	1	0	6	27	19	14	1	60	5	13	8	1	26	3	166	169
Total	3	144	112	8	259	9	8	1	2	18	70	63	34	2	167	23	47	34	5	104	17	548	565
08:00	0	28	24	2	52	5	8	1	0	14	12	8	4	0	24	5	11	12	0	28	2	118	120
08:15	0	25	23	4	48	1	0	0	0	1	20	11	6	1	37	4	10	10	1	24	6	110	116
08:30	0	17	25	0	42	2	1	0	0	3	14	18	2	1	34	3	7	8	2	18	3	97	100
08:45	0	20	28	1	48	1	9	0	2	10	20	7	2	0	29	9	8	13	1	30	4	117	121
Total	0	90	100	7	190	9	18	1	2	28	66	44	14	2	124	21	36	43	4	100	15	442	457
09:00	1	8	22	1	31	2	5	0	0	7	18	14	3	2	35	5	10	8	0	23	3	96	99
09:15	0	22	17	2	39	0	4	0	0	4	7	13	5	1	25	7	6	10	1	23	4	91	95
09:30	0	11	21	0	32	1	2	0	0	3	19	8	1	0	28	5	8	18	1	31	1	94	95
09:45	0	10	16	1	26	0	2	0	0	2	13	14	5	0	32	8	11	5	1	24	2	84	86
Total	1	51	76	4	128	3	13	0	0	16	57	49	14	3	120	25	35	41	3	101	10	365	375
10:00	0	16	13	1	29	3	1	1	0	5	13	14	5	1	32	4	6	9	0	19	2	85	87
10:15	0	21	18	2	39	1	2	0	0	3	11	16	3	0	30	7	7	14	1	28	3	100	103
10:30	1	11	25	3	37	0	5	1	1	6	13	9	0	0	22	12	4	7	1	23	5	88	93
10:45	1	16	12	2	29	2	3	1	1	6	19	15	10	2	44	15	9	9	0	33	5	112	117
Total	2	64	68	8	134	6	11	3	2	20	56	54	18	3	128	38	26	39	2	103	15	385	400
11:00	0	7	14	0	21	1	3	0	1	4	18	19	2	0	39	11	8	17	1	36	2	100	102
11:15	2	19	22	4	43	1	4	1	1	6	20	10	1	3	31	8	12	18	0	38	8	118	126
11:30	0	9	23	1	32	4	6	0	1	10	16	21	2	0	39	5	8	14	0	27	2	108	110
11:45	1	16	20	2	37	2	5	1	2	8	17	16	7	0	40	16	10	17	1	43	5	128	133
Total	3	51	79	7	133	8	18	2	5	28	71	66	12	3	149	40	38	66	2	144	17	454	471
12:00	0	18	32	2	50	4	19	2	2	25	23	14	2	1	39	19	12	14	0	45	5	159	164
12:15	2	9	23	1	34	2	8	1	2	11	28	15	6	0	49	8	25	20	2	53	5	147	152
12:30	2	22	28	5	52	8	8	0	1	16	19	13	6	0	38	16	19	24	2	59	8	165	173
12:45	2	19	20	4	41	2	4	2	0	8	24	16	2	0	42	12	23	22	2	57	6	148	154
Total	6	68	103	12	177	16	39	5	5	60	94	58	16	1	168	55	79	80	6	214	24	619	643
13:00	1	7	12	3	20	4	5	0	1	9	20	13	2	0	35	15	14	19	0	48	4	112	116
13:15	1	14	14	2	29	4	13	2	4	19	29	26	6	2	61	15	22	25	2	62	10	171	181
13:30	0	17	14	1	31	1	5	0	1	6	25	19	5	2	49	12	21	13	3	46	7	132	139
13:45	2	14	16	1	32	3	6	0	0	9	20	29	4	0	53	16	11	20	2	47	3	141	144
Total	4	52	56	7	112	12	29	2	6	43	94	87	17	4	198	58	68	77	7	203	24	556	580
14:00	2	8	15	3	25	7	12	1	2	20	16	20	0	0	36	11	20	20	1	51	6	132	138
14:15	1	10	20	0	31	3	8	1	0	12	13	12	1	0	26	19	14	13	1	46	1	115	116
14:30	1	4	16	2	21	2	7	2	0	11	22	16	14	0	52	18	11	11	0	40	2	124	126
14:45	1	12	15	0	28	2	7	0	2	9	29	26	7	0	62	15	12	21	1	48	3	147	150
Total	5	34	66	5	105	14	34	4	4	52	80	74	22	0	176	63	57	65	3	185	12	518	530
15:00	1	13	18	2	32	3	8	1	1	12	21	24	7	0	52	19	27	12	3	58	6	154	160
15:15	0	15	16	1	31	2	5	0	1	7	17	29	9	2	55	14	11	20	2	45	6	138	144
15:30	0	21	22	0	43	4	8	2	1	14	16	17	1	0	34	26	23	29	2	78	3	169	172
15:45	0	23	22	2	45	0	3	0	0	3	18	38	3	0	59	24	10	17	0	51	2	158	160
Total	1	72	78	5	151	9	24	3	3	36	72	108	20	2	200	83	71	78	7	232	17	619	636
16:00	1	18	20	0	39	6	11	0	1	17	24	33	9	0	66	26	16	35	2	77	3	199	202
16:15	0	16	17	1	33	3	14	1	0	18	28	36	6	0	70	28	17	23	0	68	1	189	190
16:30	0	28	21	1	49	7	12	3	0	22	27	47	7	1	81	27	15	26	0	68	2	220	222
16:45	2	20	22	1	44	4	14	3	0	21	39	30	8	1	77	28	12	24	1	64	3	206	209
Total	3	82	80	3	165	20	51	7	1	78	118	146	30	2	294	109	60	108	3	277	9	814	823
17:00	2	23	29	0	54	8	5	5	0	18	32	55	6	0	93	23	19	34	1	76	1	241	242
17:15	1	28	17	1	46	2	11	1	0	14	33	51	4	0	88	34	15	44	1	93	2	241	243
17:30	1	18	18	1	37	5	1	0	0	6	31	40	6	0	77	30	11	28	0	69	1	189	190



Anoka County Highway Department

Traffic Engineering Section

Traffic Volume and Turning Movement Study

Weather: Hot and Stormy
 Counter: DB-400
 Study Conducted By: Kate and Kristin

File Name : TMC 1330
 Site Code : 13300202
 Start Date : 08/06/2013
 Page No : 2

Groups Printed- Unshifted

Start Time	CR 53 Southbound					CSAH 12 Westbound					CR 53 Northbound					CSAH 12 Eastbound					Exclu. Total	Inclu. Total	Int. Total
	Left	Thru	Right	Heavys	App. Total	Left	Thru	Right	Heavys	App. Total	Left	Thru	Right	Heavys	App. Total	Left	Thru	Right	Heavys	App. Total			
17:45	0	24	20	0	44	7	8	0	0	15	23	25	3	0	51	42	16	23	0	81	0	191	191
Total	4	93	84	2	181	22	25	6	0	53	119	171	19	0	309	129	61	129	2	319	4	862	866
18:00	0	16	22	0	38	3	1	1	0	5	17	26	2	1	45	36	10	30	1	76	2	164	166
18:15	0	21	25	0	46	1	4	0	0	5	28	22	4	0	54	27	8	31	2	66	2	171	173
18:30	0	18	18	0	36	0	1	0	0	1	17	20	4	0	41	38	10	25	2	73	2	151	153
18:45	1	19	20	2	40	1	2	0	0	3	13	24	5	1	42	21	13	24	1	58	4	143	147
Total	1	74	85	2	160	5	8	1	0	14	75	92	15	2	182	122	41	110	6	273	10	629	639
19:00	1	21	18	0	40	0	3	0	0	3	20	20	3	0	43	19	4	14	0	37	0	123	123
19:15	0	18	13	1	31	1	2	0	0	3	13	15	6	0	34	16	9	23	0	48	1	116	117
19:30	0	22	16	0	38	1	1	0	0	2	15	16	1	0	32	20	5	24	0	49	0	121	121
19:45	0	11	10	0	21	1	4	1	0	6	5	11	8	0	24	17	12	24	0	53	0	104	104
Total	1	72	57	1	130	3	10	1	0	14	53	62	18	0	133	72	30	85	0	187	1	464	465
20:00	0	22	10	0	32	1	1	2	0	4	14	11	3	0	28	16	6	22	0	44	0	108	108
20:15	0	14	11	1	25	2	3	1	0	6	5	9	0	0	14	12	5	18	1	35	2	80	82
20:30	3	17	4	0	24	3	2	0	0	5	9	16	1	0	26	23	7	21	0	51	0	106	106
20:45	0	8	10	0	18	0	1	0	0	1	6	14	6	0	26	14	6	10	0	30	0	75	75
Total	3	61	35	1	99	6	7	3	0	16	34	50	10	0	94	65	24	71	1	160	2	369	371
21:00	0	8	12	0	20	1	2	1	0	4	8	7	7	0	22	10	2	11	0	23	0	69	69
21:15	0	10	8	0	18	0	0	0	0	0	8	17	1	0	26	10	5	5	0	20	0	64	64
21:30	0	5	11	0	16	0	0	0	0	0	2	8	1	0	11	12	2	11	1	25	1	52	53
21:45	0	9	7	0	16	0	0	0	0	0	6	13	0	0	19	13	4	7	0	24	0	59	59
Total	0	32	38	0	70	1	2	1	0	4	24	45	9	0	78	45	13	34	1	92	1	244	245
Grand Total	41	1169	1202	78	2412	154	314	40	32	508	1120	1192	287	28	2599	964	716	1078	54	2758	192	8277	8469
Apprch %	1.7	48.5	49.8			30.3	61.8	7.9			43.1	45.9	11			35	26	39.1			47.1		
Total %	0.5	14.1	14.5		29.1	1.9	3.8	0.5		6.1	13.5	14.4	3.5		31.4	11.6	8.7	13		33.3	2.3	97.7	

Start Time	CR 53 Southbound				CSAH 12 Westbound				CR 53 Northbound				CSAH 12 Eastbound				Int. Total
	Left	Thru	Right	App. Total	Left	Thru	Right	App. Total	Left	Thru	Right	App. Total	Left	Thru	Right	App. Total	
06:00	1	38	16	55	3	3	0	6	19	8	10	37	6	10	7	23	
07:15	1	34	29	64	3	0	0	3	13	16	6	35	8	12	13	33	
07:30	1	34	31	66	1	2	0	3	11	20	4	35	4	12	6	22	
07:45	0	38	36	74	2	3	1	6	27	19	14	60	5	13	8	26	
Total Volume	3	144	112	259	9	8	1	18	70	63	34	167	23	47	34	104	
% App. Total	1.2	55.6	43.2		50	44.4	5.6		41.9	37.7	20.4		22.1	45.2	32.7		
PHF	.750	.947	.778	.875	.750	.667	.250	.750	.648	.788	.607	.696	.719	.904	.654	.788	

Start Time	CR 53 Southbound				CSAH 12 Westbound				CR 53 Northbound				CSAH 12 Eastbound				Int. Total
	Left	Thru	Right	App. Total	Left	Thru	Right	App. Total	Left	Thru	Right	App. Total	Left	Thru	Right	App. Total	
16:30	0	28	21	49	7	12	3	22	27	47	7	81	27	15	26	68	
16:45	2	20	22	44	4	14	3	21	39	30	8	77	28	12	24	64	
17:00	2	23	29	54	8	5	5	18	32	55	6	93	23	19	34	76	
17:15	1	28	17	46	2	11	1	14	33	51	4	88	34	15	44	93	
Total Volume	5	99	89	193	21	42	12	75	131	183	25	339	112	61	128	301	
% App. Total	2.6	51.3	46.1		28	56	16		38.6	54	7.4		37.2	20.3	42.5		
PHF	.625	.884	.767	.894	.656	.750	.600	.852	.840	.832	.781	.911	.824	.803	.727	.809	



**ANOKA COUNTY HIGHWAY
PC-WARRANTS
TRAFFIC SIGNAL WARRANT ANALYSIS**

Study Name : TMC 1330
Study Date : 06/20/14
Page No. : 1

Signal Warrants - Summary

Major Street Approaches

Northbound: CR 53
Number of Lanes: 2
85% Speed < 40 MPH.
Total Approach Volume: 2,599

Southbound: CR 53
Number of Lanes: 1
85% Speed < 40 MPH.
Total Approach Volume: 2,412

Minor Street Approaches

Eastbound: CSAH 12
Number of Lanes: 1
Total Approach Volume: 2,758

Westbound: CSAH 12
Number of Lanes: 2
Total Approach Volume: 508

Warrant Summary (Urban values apply.)

Warrant 1 - Eight Hour Vehicular Volumes	Not Satisfied
Warrant 1A - Minimum Vehicular Volume	Not Satisfied
Required volumes reached for 1 hours, 8 are needed	
Warrant 1B - Interruption of Continuous Traffic	Not Satisfied
Required volumes reached for 0 hours, 8 are needed	
Warrant 1 A&B - Combination of Warrants	Not Satisfied
Required volumes reached for 0 hours, 8 are needed	
Warrant 2 - Four Hour Volumes	Not Satisfied
Number of hours (0) volumes exceed minimum < minimum required (4).	
Warrant 3 - Peak Hour	Satisfied
Warrant 3A - Peak Hour Delay	Satisfied
Number of hours (5) volumes exceed minimum >= required (1). Delay data not evaluated.	
Warrant 3B - Peak Hour Volumes	Not Satisfied
Volumes do not exceed minimums for any hour.	
Warrant 4 - Pedestrian Volumes	Not Evaluated
Warrant 5 - School Crossing	Not Evaluated
Warrant 6 - Coordinated Signal System	Not Evaluated
Warrant 7 - Crash Experience	Not Evaluated
Warrant 8 - Roadway Network	Not Evaluated
Warrant 9 - Intersection Near a Grade Crossing	Not Evaluated



ANOKA COUNTY HIGHWAY

PC-WARRANTS

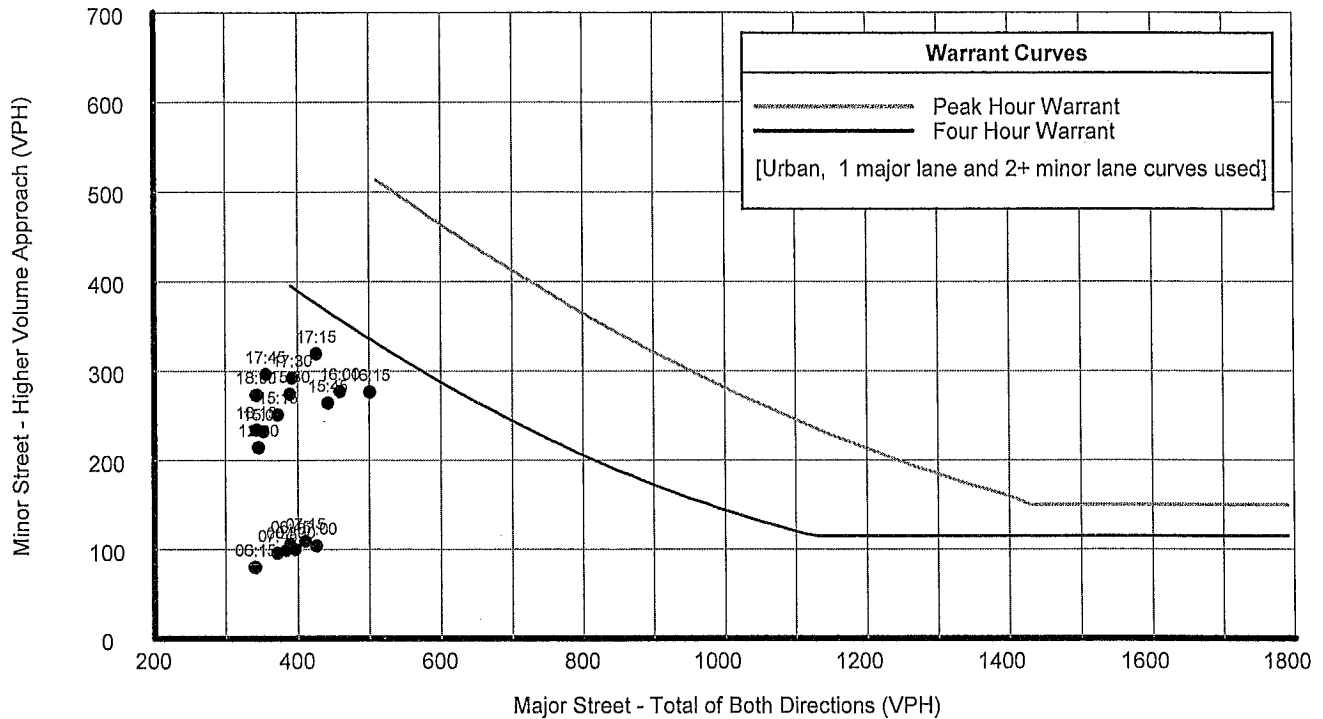
TRAFFIC SIGNAL WARRANT ANALYSIS

Study Name : TMC 1330

Study Date : 06/20/14

Page No. : 2

Signal Warrants - Summary



Analysis of 8-Hour Volume Warrants:

War 1A-Minimum Volume

War 1B-Interruption of Traffic

War 1C-Combination of Warrants

Hour Begin	Major Total	Minor Vol	Maj Dir	Maj 500	Min 150	Hour Begin	Major Total	Minor Vol	Maj Dir	Maj 750	Min 75	Hour Begin	Major Total	Minor Vol	Maj Dir	Maj 600	Min 120
16:15	501	276	EB	Yes	Yes	16:30	532	301	EB	No	Yes	16:30	532	301	EB	No	Yes
16:00	459	277	EB	No	Yes	16:45	516	302	EB	No	Yes	16:45	516	302	EB	No	Yes
15:45	442	264	EB	No	Yes	16:15	501	276	EB	No	Yes	16:15	501	276	EB	No	Yes
17:15	426	319	EB	No	Yes	17:00	490	319	EB	No	Yes	17:00	490	319	EB	No	Yes
07:00	426	104	EB	No	No	16:00	459	277	EB	No	Yes	16:00	459	277	EB	No	Yes
07:15	410	109	EB	No	No	15:45	442	264	EB	No	Yes	15:45	442	264	EB	No	Yes
07:30	396	100	EB	No	No	17:15	426	319	EB	No	Yes	17:15	426	319	EB	No	Yes
17:30	392	292	EB	No	Yes	07:00	426	104	EB	No	Yes	07:00	426	104	EB	No	No
15:30	389	274	EB	No	Yes	07:15	410	109	EB	No	Yes	07:15	410	109	EB	No	No
06:45	389	106	EB	No	No	07:30	396	100	EB	No	Yes	07:30	396	100	EB	No	No
06:30	383	99	EB	No	No	17:30	392	292	EB	No	Yes	17:30	392	292	EB	No	Yes
15:15	372	251	EB	No	Yes	15:30	389	274	EB	No	Yes	15:30	389	274	EB	No	Yes
07:45	371	96	EB	No	No	06:45	389	106	EB	No	Yes	06:45	389	106	EB	No	No
17:45	355	296	EB	No	Yes	06:30	383	99	EB	No	Yes	06:30	383	99	EB	No	No
15:00	351	232	EB	No	Yes	15:15	372	251	EB	No	Yes	15:15	372	251	EB	No	Yes
12:00	345	214	EB	No	Yes	07:45	371	96	EB	No	Yes	07:45	371	96	EB	No	No
18:15	342	234	EB	No	Yes	17:45	355	296	EB	No	Yes	17:45	355	296	EB	No	Yes
18:00	342	273	EB	No	Yes	15:00	351	232	EB	No	Yes	15:00	351	232	EB	No	Yes
06:15	340	80	EB	No	No	12:00	345	214	EB	No	Yes	12:00	345	214	EB	No	Yes
11:45	339	200	EB	No	Yes	18:15	342	234	EB	No	Yes	18:15	342	234	EB	No	Yes
14:45	337	229	EB	No	Yes	18:00	342	273	EB	No	Yes	18:00	342	273	EB	No	Yes
14:30	333	191	EB	No	Yes	06:15	340	80	EB	No	Yes	06:15	340	80	EB	No	No
11:30	320	168	EB	No	Yes	11:45	339	200	EB	No	Yes	11:45	339	200	EB	No	Yes
12:30	318	226	EB	No	Yes	14:45	337	229	EB	No	Yes	14:45	337	229	EB	No	Yes



**ANOKA COUNTY HIGHWAY
PC-WARRANTS
TRAFFIC SIGNAL WARRANT ANALYSIS**

Study Name : TMC 1330 MW
Study Date : 08/23/13
Page No. : 1

Multi-Way Stop Warrant Report

Major Street Approaches

Northbound: CR 53
Total Approach Volume: 2,599
85% Speed < 40 MPH.

Southbound: CR 53
Total Approach Volume: 2,412
85% Speed < 40 MPH.

Minor Street Approaches

Eastbound: CSAH 12
Total Approach Volume: 2,758

Westbound: CSAH 12
Total Approach Volume: 508

Warrant Summary

Criteria A - Interim Measure Not Evaluated
If traffic signals are justified, stop signs can be installed as an interim measure.

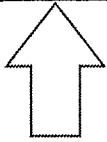
Criteria B - Crash Experience Not Evaluated

Criteria C - Minimum Volumes and Delays Satisfied
Delay data not evaluated
Required volumes reached for 8 hours, 8 are needed

Criteria D - 80% of Volumes, Delays, and Crashes Not Evaluated
Delay data not evaluated
Number of crashes (-1) is less than the minimum required (4).
Required volumes reached for 0 hours, 8 are needed

Analysis of 8 Hour Volume Warrants:

Time	Major Total	Minor Total	Crit C			Crit D		
			Major	Minor Crit	Meets?	Major Crit	Minor Crit	Meets?
11:15 - 12:15	311	202	300-Yes	200-Yes	Both	240-Yes	160-Yes	Both
12:15 - 13:15	311	261	300-Yes	200-Yes	Both	240-Yes	160-Yes	Both
13:15 - 14:15	316	260	300-Yes	200-Yes	Both	240-Yes	160-Yes	Both
14:15 - 15:15	304	236	300-Yes	200-Yes	Both	240-Yes	160-Yes	Both
15:15 - 16:15	372	292	300-Yes	200-Yes	Both	240-Yes	160-Yes	Both
16:15 - 17:15	501	355	300-Yes	200-Yes	Both	240-Yes	160-Yes	Both
17:15 - 18:15	426	359	300-Yes	200-Yes	Both	240-Yes	160-Yes	Both
18:15 - 19:15	342	246	300-Yes	200-Yes	Both	240-Yes	160-Yes	Both
06:15 - 07:15	340	108	300-Yes	200-No	Major	240-Yes	160-No	Major
06:30 - 07:30	383	124	300-Yes	200-No	Major	240-Yes	160-No	Major
06:45 - 07:45	389	125	300-Yes	200-No	Major	240-Yes	160-No	Major
07:00 - 08:00	426	122	300-Yes	200-No	Major	240-Yes	160-No	Major
07:15 - 08:15	410	135	300-Yes	200-No	Major	240-Yes	160-No	Major
07:30 - 08:30	396	124	300-Yes	200-No	Major	240-Yes	160-No	Major
07:45 - 08:45	371	120	300-Yes	200-No	Major	240-Yes	160-No	Major
08:00 - 09:00	314	128	300-Yes	200-No	Major	240-Yes	160-No	Major
08:15 - 09:15	304	116	300-Yes	200-No	Major	240-Yes	160-No	Major
00:00 - 01:00	0	0	300-No	200-No	No	240-No	160-No	No
00:15 - 01:15	0	0	300-No	200-No	No	240-No	160-No	No
00:30 - 01:30	0	0	300-No	200-No	No	240-No	160-No	No
00:45 - 01:45	0	0	300-No	200-No	No	240-No	160-No	No
01:00 - 02:00	0	0	300-No	200-No	No	240-No	160-No	No
01:15 - 02:15	0	0	300-No	200-No	No	240-No	160-No	No
01:30 - 02:30	0	0	300-No	200-No	No	240-No	160-No	No



NORTH

COUNT LOCATION: _____

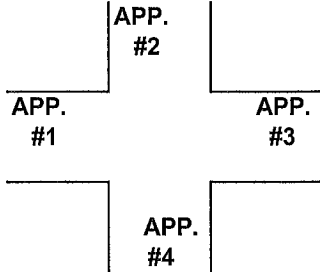
CR 53 (Sunset Ave.)

DATE: _____

08/08/2013

@ CSAH 12 (109th Ave.)/CSAH 12 (Apollo Drive)

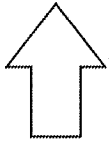
APP. #1 = CSAH 12
APP. #2 = CR 53
APP. #3 = CSAH 12
APP. #4 = CR 53



- HEAVY VEHICLE- ANY VEHICLE HAVING MORE THAN FOUR TIRES TOUCHING THE PAVEMENT**
- A. TRUCKS- A HEAVY VEHICLE INVOLVED PRIMARILY IN THE TRANSPORT OF GOODS OR IN THE DELIVERY OF A SERVICE.
 - B. RV- A HEAVY VEHICLE OPERATED BY A PRIVATE MOTORIST AND INVOLVED IN THE TRANSPORT OF RECREATIONAL EQUIPMENT OR FACILITIES.
 - C. BUSES- A HEAVY VEHICLE INVOLVED IN THE TRANSPORTATION OF GROUPS OF PEOPLE.

TIME	PEDESTRIANS					HEAVY VEHICLES		
	APP. #1	APP. #2	APP. #3	APP. #4	15 MIN TOT	TRUCKS	RV	BUS
6:00-6:15AM						3		
6:15-6:30						2		
6:30-6:45						4		
6:45-7:00						5		
HOURLY TOTAL						HOURLY TOTAL	14	
7:00-7:15						1		1
7:15-7:30				1	1	6		
7:30-7:45						6		
7:45-8:00						3		
HOURLY TOTAL						HOURLY TOTAL	17	
8:00-8:15				1	1	2		
8:15-8:30			1		1	5		
8:30-8:45				1	1	3		
8:45-9:00						4		
HOURLY TOTAL						HOURLY TOTAL	14	
9:00-9:15						3		
9:15-9:30						4		
9:30-9:45	1				1	1		
9:45-10:00						2		
HOURLY TOTAL						HOURLY TOTAL	10	
10:00-10:15	13	1			14	2		
10:15-10:30	2				2	3		
10:30-10:45		1		1	2	5		
10:45-11:00				1	1	5		
HOURLY TOTAL						HOURLY TOTAL	15	
11:00-11:15		1			1	2		
11:15-11:30		1			1	8		
11:30-11:45	1				1	1		
11:45-12:00		2			2	6		
HOURLY TOTAL						HOURLY TOTAL	17	
12:00-12:15						5		
12:15-12:30						4		
12:30-12:45						8		
12:45-1:00	2				2	5	1	
HOURLY TOTAL						HOURLY TOTAL	23	
1:00-1:15	1				1	4		
1:15-1:30		1			1	11		
1:30-1:45						5		
1:45-2:00						3		
HOURLY TOTAL						HOURLY TOTAL	23	
	TOTAL					33	TOTAL	
							133	

1
2
3
4
5
6
7
8
9
10
11
12
13
14
15
16
17
18
19
20
21
22
23
24
25
26
27
28
29
30
31
32



NORTH

COUNT LOCATION: _____

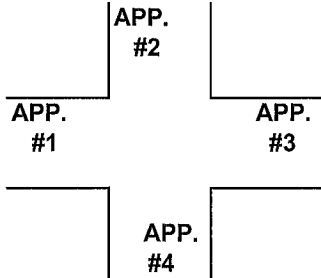
CR 53 (Sunset Ave.)

DATE: _____

08/06/2013

@ CSAH 12 (109th Ave.)/CSAH 12 (Apollo Drive)

APP. #1 = CSAH 12
APP. #2 = CR 53
APP. #3 = CSAH 12
APP. #4 = CR 53



- HEAVY VEHICLE- ANY VEHICLE HAVING MORE THAN FOUR TIRES TOUCHING THE PAVEMENT
- A. TRUCKS- A HEAVY VEHICLE INVOLVED PRIMARILY IN THE TRANSPORT OF GOODS OR IN THE DELIVERY OF A SERVICE.
 - B. RV- A HEAVY VEHICLE OPERATED BY A PRIVATE MOTORIST AND INVOLVED IN THE TRANSPORT OF RECREATIONAL EQUIPMENT OR FACILITIES.
 - C. BUSES- A HEAVY VEHICLE INVOLVED IN THE TRANSPORTATION OF GROUPS OF PEOPLE.

TIME	PEDESTRIANS					HEAVY VEHICLES		
	APP. #1	APP. #2	APP. #3	APP. #4	15 MIN TOT	TRUCKS	RV	BUS
2:00-2:15PM		1			1	6		
2:15-2:30	1				1	1		
2:30-2:45						2		
2:45-3:00				1	1	3		
HOURLY TOTAL					3	HOURLY TOTAL		12
3:00-3:15						5		
3:15-3:30		1			1	4	1	
3:30-3:45			1		1	3		
3:45-4:00		1			1	2		
HOURLY TOTAL					3	HOURLY TOTAL		15
4:00-4:15			1	2	3	3		
4:15-4:30						1		
4:30-4:45						2		
4:45-5:00						3		
HOURLY TOTAL					3	HOURLY TOTAL		9
5:00-5:15						1		
5:15-5:30						2		
5:30-5:45		3			3	1		
5:45-6:00				2	2			
HOURLY TOTAL					5	HOURLY TOTAL		4
6:00-6:15				4	4	2		
6:15-6:30						2		
6:30-6:45						2		
6:45-7:00				5	5	3		
HOURLY TOTAL					9	HOURLY TOTAL		9
7:00-7:15								
7:15-7:30						1		
7:30-7:45								
7:45-8:00								
HOURLY TOTAL						HOURLY TOTAL		1
8:00-8:15								
8:15-8:30						2		
8:30-8:45								
8:45-9:00								
HOURLY TOTAL						HOURLY TOTAL		2
9:00-9:15								
9:15-9:30								
9:30-9:45						1		
9:45-10:00								
HOURLY TOTAL						HOURLY TOTAL		1
TOTAL					56	TOTAL		186

1
2
3
4
5
6
7
8
9
10
11
12
13
14
15
16
17
18
19
20
21
22
23
24
25
26
27
28
29
30
31
32