

Date : 08/01/13


Count Number : TMC1333

Location : CSAH 23 (Lake Drive)

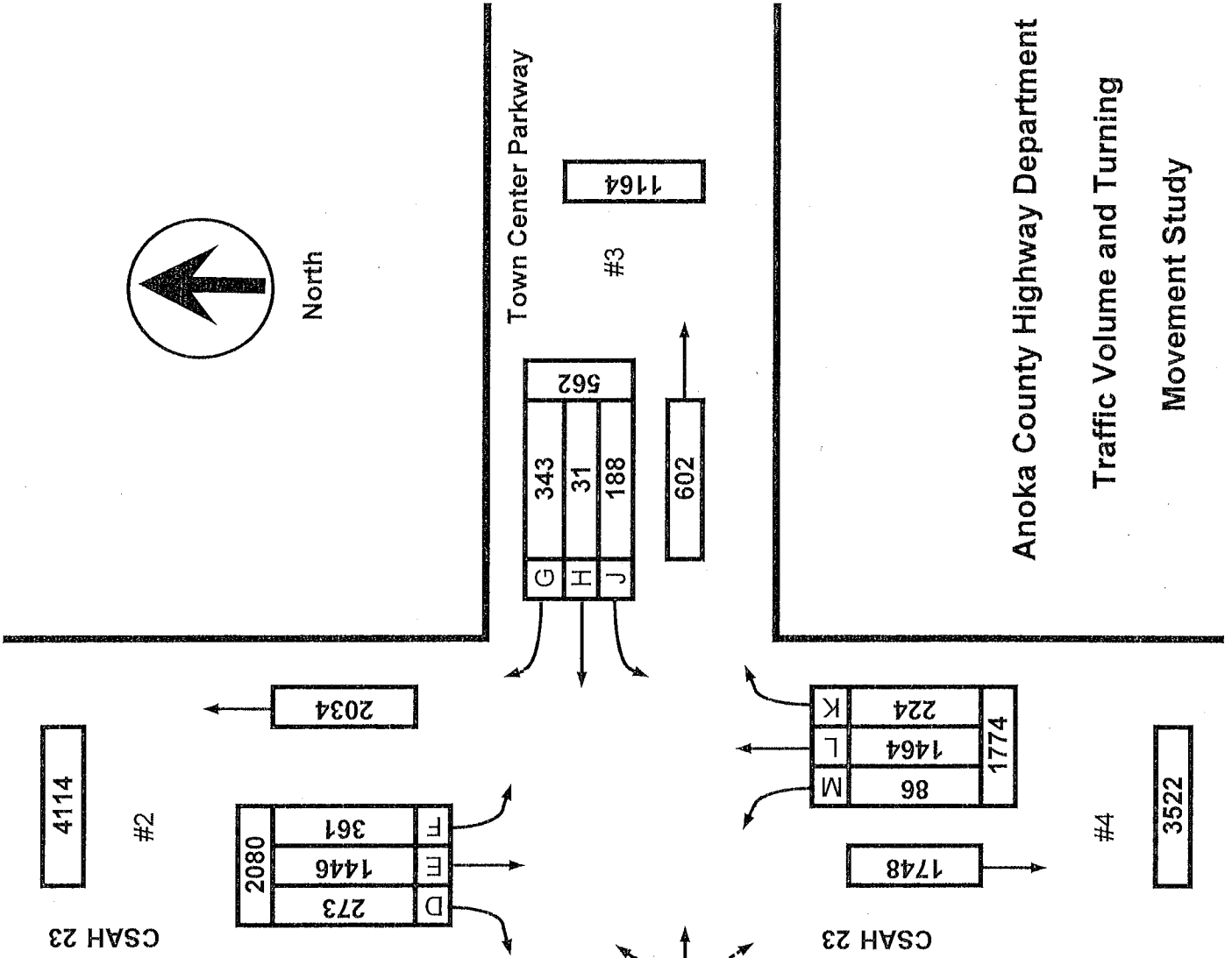
@ Town Center Parkway

Collection Period : PEAK HOURS

6:30 - 8:30 AM, 1 - 2:00 PM, 4 - 6:00 PM



North



	EXISTING LANES OF APPROACH			TOTAL
	RIGHT TURN LANE	LEFT TURN LANE	THRU LANES	
#1	1	1	1	3
#2	1	2	2	5
#3	1	1	1	3
#4	1	1	2	4

Anoka County Highway Department
 Traffic Volume and Turning
 Movement Study

4114

#2

2080	273	D
1446		
361		

2034

#1

748

358	227	C
17		B
114		A

390

#3

562	343	G
31		H
188		J

602

1164

#4

1774	224	K
1464		L
86		M

1748

3522

Date : 08/01/13


Count Number : TMC1333

Location : CSAH 23 (Lake Drive)

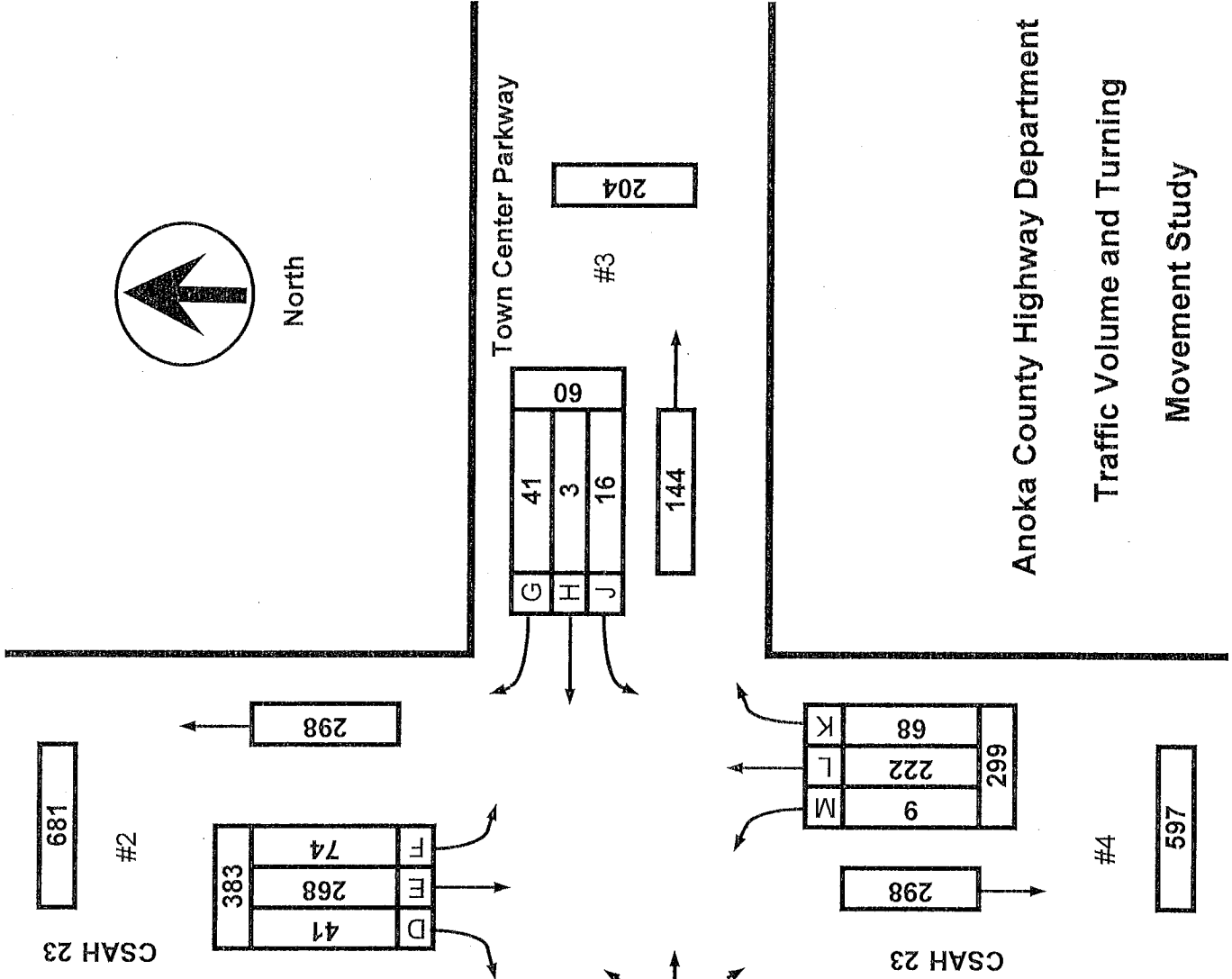
@ Town Center Parkway

Collection Period : AM PEAK

Hour : 7:30 - 8:30 AM



North



Anoka County Highway Department
 Traffic Volume and Turning
 Movement Study

	EXISTING LANES OF APPROACH			TOTAL
	RIGHT TURN LANE	LEFT TURN LANE	THRU LANES	
#1	1	1	1	3
#2	1	2	2	5
#3	1	1	1	3
#4	1	1	2	4

Date : 07/30/13


Count Number : TMC1333

Location : CSAH 23 (Lake Drive)

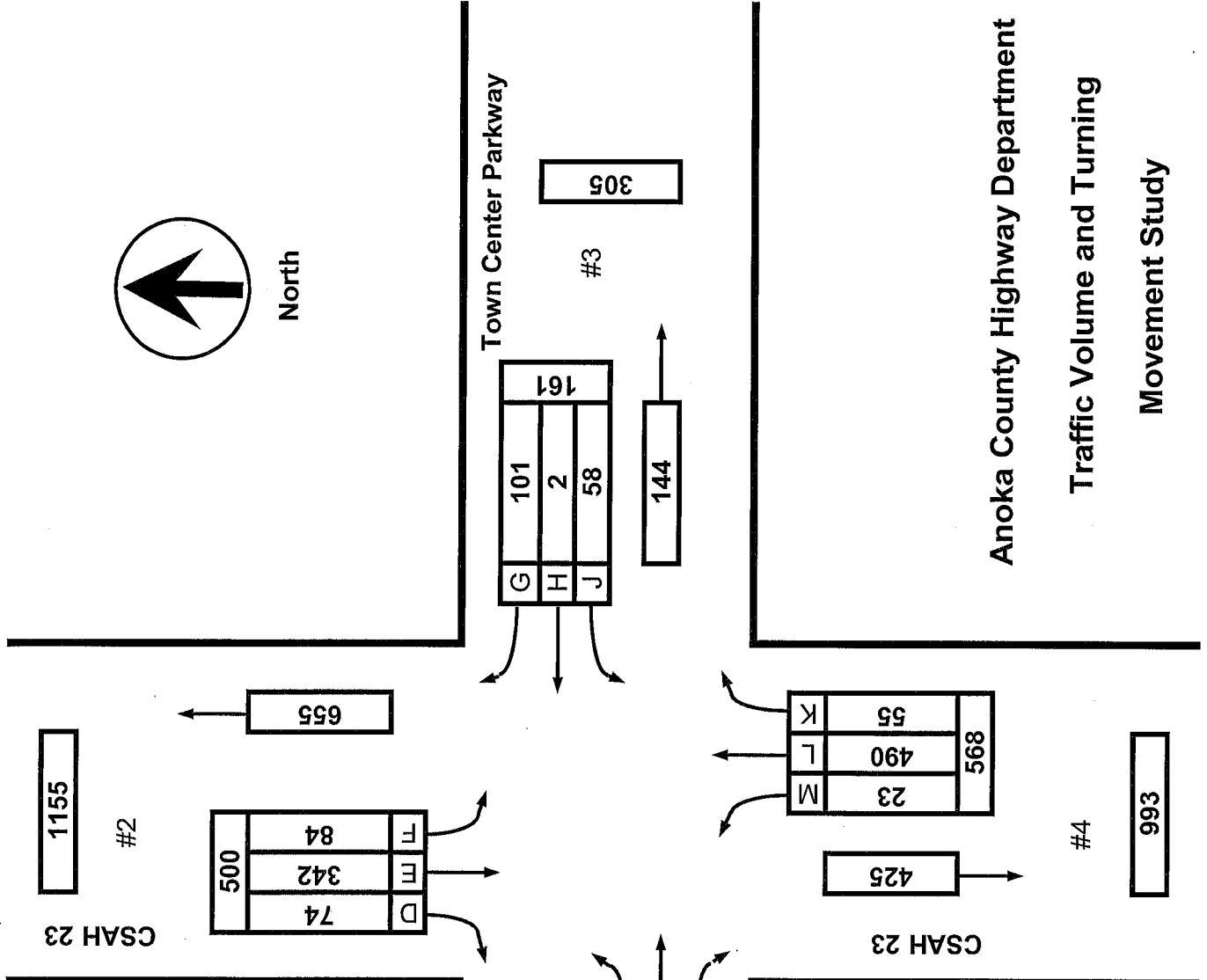
@ Town Center Parkway

Collection Period : PM PEAK

Hour : 4:30 PM - 5:30 PM



North



Anoka County Highway Department
 Traffic Volume and Turning
 Movement Study

	EXISTING LANES OF APPROACH			TOTAL
	RIGHT TURN LANE	LEFT TURN LANE	THRU LANES	
#1	1	1	1	3
#2	1	2	2	5
#3	1	1	1	3
#4	1	1	2	4



Anoka County Highway Department

Traffic Engineering Section

Traffic Volume and Turning Movement Study

Weather: Warm & P. Cloudy
 Counter: DB-400
 Study Conducted By: Shannon & Andrea

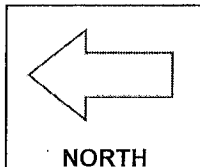
File Name : tmc 1333
 Site Code : 13330203
 Start Date : 07/30/2013
 Page No : 1

Groups Printed- Unshifted

Start Time	CSAH 23 Southbound					Town Center Parkway Westbound					CSAH 23 Northbound					Town Center Parkway Eastbound					Exclu. Total	Inclu. Total	Int. Total
	Left	Thru	Right	Heavys	App. Total	Left	Thru	Right	Heavys	App. Total	Left	Thru	Right	Heavys	App. Total	Left	Thru	Right	Heavys	App. Total			
06:30	13	78	18	5	109	7	3	18	1	28	5	28	5	1	38	10	1	5	2	16	9	191	200
06:45	15	89	8	5	112	3	1	10	1	14	3	30	4	2	37	6	1	9	5	16	13	179	192
Total	28	167	26	10	221	10	4	28	2	42	8	58	9	3	75	16	2	14	7	32	22	370	392
07:00	12	85	7	7	104	7	2	5	0	14	3	32	11	2	46	6	1	6	1	13	10	177	187
07:15	11	76	8	9	95	15	3	7	1	25	1	44	10	1	55	9	1	1	1	11	12	188	198
07:30	19	73	15	9	107	4	0	10	0	14	3	46	11	3	60	10	1	0	5	11	17	192	209
07:45	19	62	11	5	92	7	1	13	1	21	3	56	21	2	80	4	0	10	4	14	12	207	219
Total	61	296	41	30	398	33	6	35	2	74	10	178	53	8	241	29	3	17	11	49	51	762	813
08:00	19	58	10	7	87	3	0	11	1	14	0	66	16	6	82	11	0	3	3	14	17	197	214
08:15	17	75	5	5	97	2	2	7	1	11	3	54	20	4	77	10	1	1	0	12	10	197	207
*** BREAK ***																							
Total	36	133	15	12	184	5	2	18	2	25	3	120	36	10	159	21	1	4	3	26	27	394	421
*** BREAK ***																							
13:00	12	61	8	5	81	5	0	16	0	21	2	52	7	1	61	6	1	3	0	10	6	173	179
13:15	12	44	11	1	67	6	1	15	0	22	1	61	6	4	68	7	0	4	2	11	7	168	175
13:30	22	68	9	6	99	6	6	25	3	37	6	60	6	2	72	6	1	4	0	11	11	219	230
13:45	21	51	13	3	85	15	1	9	0	25	3	73	5	2	81	13	0	5	3	18	8	209	217
Total	67	224	41	15	332	32	8	65	3	105	12	246	24	9	282	32	2	16	5	50	32	769	801
*** BREAK ***																							
16:00	22	72	18	4	112	12	4	16	2	32	5	95	12	0	112	14	1	8	2	23	8	279	287
16:15	25	71	13	1	109	22	2	26	1	50	6	107	10	5	123	12	1	8	6	21	13	303	316
16:30	18	86	23	3	127	13	2	28	0	43	5	103	13	3	121	19	2	4	0	25	6	316	322
16:45	19	78	17	5	114	11	0	28	0	39	3	117	18	4	138	18	1	8	5	27	14	318	332
Total	84	307	71	13	462	58	8	98	3	164	19	422	53	12	494	63	5	28	13	96	41	1216	1257
17:00	25	102	17	2	144	11	0	26	0	37	7	164	6	1	177	13	1	7	0	21	3	379	382
17:15	22	76	17	3	115	23	0	19	0	42	8	106	18	0	132	14	1	6	1	21	4	310	314
17:30	20	54	18	2	92	9	3	35	0	47	10	83	16	2	109	26	1	12	3	39	7	287	294
17:45	18	87	27	2	132	7	0	19	1	26	9	87	9	1	105	13	1	10	2	24	6	287	293
Total	85	319	79	9	483	50	3	99	1	152	34	440	49	4	523	66	4	35	6	105	20	1263	1283
*** BREAK ***																							
Grand Total	361	1446	273	89	2080	188	31	343	13	562	86	1464	224	46	1774	227	17	114	45	358	193	4774	4967
Apprch %	17.4	69.5	13.1			33.5	5.5	6.1			4.8	82.5	12.6			63.4	4.7	31.8			3.9	96.1	
Total %	7.6	30.3	5.7		43.6	3.9	0.6	7.2		11.8	1.8	30.7	4.7		37.2	4.8	0.4	2.4		7.5	3.9	96.1	

Start Time	CSAH 23 Southbound				Town Center Parkway Westbound				CSAH 23 Northbound				Town Center Parkway Eastbound				Int. Total
	Left	Thru	Right	App. Total	Left	Thru	Right	App. Total	Left	Thru	Right	App. Total	Left	Thru	Right	App. Total	
Peak Hour Analysis From 06:30 to 11:45 - Peak 1 of 1																	
Peak Hour for Entire Intersection Begins at 07:30																	
07:30	19	73	15	107	4	0	10	14	3	46	11	60	10	1	0	11	192
07:45	19	62	11	92	7	1	13	21	3	56	21	80	4	0	10	14	207
08:00	19	58	10	87	3	0	11	14	0	66	16	82	11	0	3	14	197
08:15	17	75	5	97	2	2	7	11	3	54	20	77	10	1	1	12	197
Total Volume	74	268	41	383	16	3	41	60	9	222	68	299	35	2	14	51	793
% App. Total	19.3	70	10.7		26.7	5	68.3		3	74.2	22.7		68.6	3.9	27.5		
PHF	.974	.893	.683	.895	.571	.375	.788	.714	.750	.841	.810	.912	.795	.500	.350	.911	.958

Peak Hour Analysis From 12:00 to 18:15 - Peak 1 of 1																	
Peak Hour for Entire Intersection Begins at 16:30																	
16:30	18	86	23	127	13	2	28	43	5	103	13	121	19	2	4	25	316
16:45	19	78	17	114	11	0	28	39	3	117	18	138	18	1	8	27	318
17:00	25	102	17	144	11	0	26	37	7	164	6	177	13	1	7	21	379
17:15	22	76	17	115	23	0	19	42	8	106	18	132	14	1	6	21	310
Total Volume	84	342	74	500	58	2	101	161	23	490	55	568	64	5	25	94	1323
% App. Total	16.8	68.4	14.8		36	1.2	62.7		4	86.3	9.7		68.1	5.3	26.6		
PHF	.840	.838	.804	.868	.630	.250	.902	.936	.719	.747	.764	.802	.842	.625	.781	.870	.873



COUNT LOCATION:

CSAH 23 (Lake Dr.)

DATE:

08/01/2013

@ Town Center Pkwy.

APP. #1 = CSAH 23

APP. #2 = Town Center Pkwy.

APP. #3 = CSAH 23

APP. #4 = Town Center Pkwy.

APP. #2

APP. #1

APP. #3

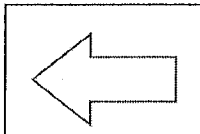
APP. #4

HEAVY VEHICLE- ANY VEHICLE HAVING MORE THAN FOUR TIRES TOUCHING THE PAVEMENT

- A. TRUCKS- A HEAVY VEHICLE INVOLVED PRIMARILY IN THE TRANSPORT OF GOODS OR IN THE DELIVERY OF A SERVICE.
- B. RV- A HEAVY VEHICLE OPERATED BY A PRIVATE MOTORIST AND INVOLVED IN THE TRANSPORT OF RECREATIONAL EQUIPMENT OR FACILITIES.
- C. BUSES- A HEAVY VEHICLE INVOLVED IN THE TRANSPORTATION OF GROUPS OF PEOPLE.

TIME	PEDESTRIANS					HEAVY VEHICLES		
	APP. #1	APP. #2	APP. #3	APP. #4	15 MIN TOT	TRUCKS	RV	BUS
6:00-6:15AM								
6:15-6:30								
6:30-6:45						9		
6:45-7:00			1		1	12		1
HOURLY TOTAL					1	HOURLY TOTAL		22
7:00-7:15		2	1		3	10		
7:15-7:30						12		
7:30-7:45						18		
7:45-8:00						12		
HOURLY TOTAL					3	HOURLY TOTAL		52
8:00-8:15		1			1	17		
8:15-8:30				1	1	10		
8:30-8:45								
8:45-9:00								
HOURLY TOTAL					2	HOURLY TOTAL		27
9:00-9:15								
9:15-9:30								
9:30-9:45								
9:45-10:00								
HOURLY TOTAL						HOURLY TOTAL		
10:00-10:15								
10:15-10:30								
10:30-10:45								
10:45-11:00								
HOURLY TOTAL						HOURLY TOTAL		
11:00-11:15								
11:15-11:30								
11:30-11:45								
11:45-12:00								
HOURLY TOTAL						HOURLY TOTAL		
12:00-12:15								
12:15-12:30								
12:30-12:45								
12:45-1:00								
HOURLY TOTAL						HOURLY TOTAL		
1:00-1:15						6		
1:15-1:30		2		1	3	7		
1:30-1:45				1	1	11		
1:45-2:00		1			1	8		
HOURLY TOTAL					5	HOURLY TOTAL		32
TOTAL					11	TOTAL		133

1
2
3
4
5
6
7
8
9
10
11
12
13
14
15
16
17
18
19
20
21
22
23
24
25
26
27
28
29
30
31
32



COUNT LOCATION:

CSAH 23 (Lake Dr.)

DATE:

07/30/2013

@ Town Center Pkwy.

NORTH

APP. #1 = CSAH 23

APP. #2 = Town Center Pkwy.

APP. #3 = CSAH 23

APP. #4 = Town Center Pkwy.

APP. #2

APP. #1

APP. #3

APP. #4

HEAVY VEHICLE- ANY VEHICLE HAVING MORE THAN FOUR TIRES TOUCHING THE PAVEMENT

- A. TRUCKS- A HEAVY VEHICLE INVOLVED PRIMARILY IN THE TRANSPORT OF GOODS OR IN THE DELIVERY OF A SERVICE.
- B. RV- A HEAVY VEHICLE OPERATED BY A PRIVATE MOTORIST AND INVOLVED IN THE TRANSPORT OF RECREATIONAL EQUIPMENT OR FACILITIES.
- C. BUSES- A HEAVY VEHICLE INVOLVED IN THE TRANSPORTATION OF GROUPS OF PEOPLE.

TIME	PEDESTRIANS					HEAVY VEHICLES		
	APP. #1	APP. #2	APP. #3	APP. #4	15 MIN TOT	TRUCKS	RV	BUS
2:00-2:15PM								
2:15-2:30								
2:30-2:45								
2:45-3:00								
HOURLY TOTAL						HOURLY TOTAL		
3:00-3:15								
3:15-3:30								
3:30-3:45								
3:45-4:00								
HOURLY TOTAL						HOURLY TOTAL		
4:00-4:15		5			5	7		1
4:15-4:30						12		1
4:30-4:45						6		
4:45-5:00		2			2	14		
HOURLY TOTAL					7	HOURLY TOTAL		41
5:00-5:15		1		1	2	2		1
5:15-5:30		2			2	4		
5:30-5:45		2			2	5		2
5:45-6:00						6		
HOURLY TOTAL					6	HOURLY TOTAL		20
6:00-6:15								
6:15-6:30								
6:30-6:45								
6:45-7:00								
HOURLY TOTAL						HOURLY TOTAL		
7:00-7:15								
7:15-7:30								
7:30-7:45								
7:45-8:00								
HOURLY TOTAL						HOURLY TOTAL		
8:00-8:15								
8:15-8:30								
8:30-8:45								
8:45-9:00								
HOURLY TOTAL						HOURLY TOTAL		
9:00-9:15								
9:15-9:30								
9:30-9:45								
9:45-10:00								
HOURLY TOTAL						HOURLY TOTAL		
					TOTAL		TOTAL	
					24		194	

1
2
3
4
5
6
7
8
9
10
11
12
13
14
15
16
17
18
19
20
21
22
23
24
25
26
27
28
29
30
31
32