
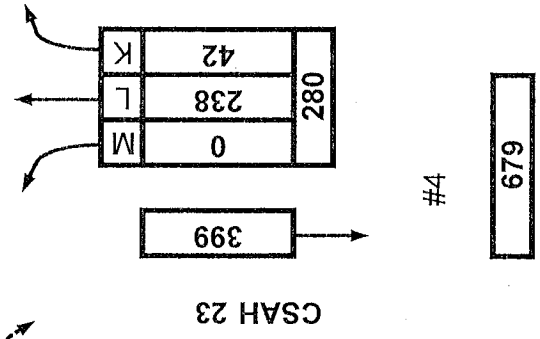
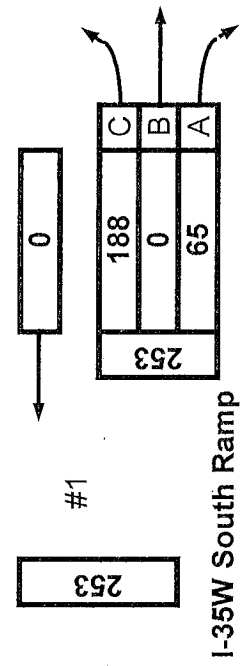
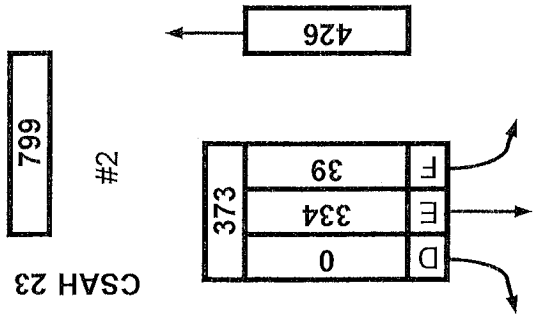


Date : 08/06/13
 Count Number : TMC1334
 Location : CSAH 23 (Lake Drive)
 @ I-35W South Ramp
 Collection Period : AM PEAK
 Hour : 7:30 - 8:30 AM



I-35W South Ramp



	EXISTING LANES OF APPROACH			TOTAL
	RIGHT TURN LANE	LEFT TURN LANE	THRU LANES	
#1	1	1	1	3
#2	0	2	2	4
#3	0	0	0	0
#4	1	0	2	3

Anoka County Highway Department
 Traffic Volume and Turning
 Movement Study

#4 679

Date : 08/05/13


Count Number : TMC1334

Location : CSAH 23 (Lake Drive)

@ I-35W South Ramp

Collection Period : PM PEAK

Hour : 4:45 PM - 5:45 PM



North

I-35W South Ramp

1533

#2

CSAH 23

522	124	0
398		
0		

1011

0

#1

661

661	529	0	132
	C	B	A

I-35W South Ramp

EXISTING LANES OF APPROACH				TOTAL
RIGHT TURN LANE	LEFT TURN LANE	THRU LANES		
1	1	1		3
0	2	2		4
0	0	0		0
1	0	2		3

CSAH 23

530

#4

1105

0	482	93
M	L	K
		575

Anoka County Highway Department

Traffic Volume and Turning

Movement Study



Anoka County Highway Department

Traffic Engineering Section Traffic Volume and Turning Movement Study

File Name : TMC 1334
 Site Code : 13340203
 Start Date : 08/05/2013
 Page No : 1

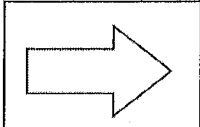
Weather: Warm & Rainy
 Counter: DB-400
 Study Conducted By: Shannon & Andrea

Groups Printed- Unshifted

Start Time	CSAH 23 Southbound					NONE Westbound					CSAH 23 Northbound					I-35W South Ramp Eastbound					Excl. Total	Incl. Total	Int. Total
	Left	Thru	Right	Heavys	App. Total	Left	Thru	Right	Heavys	App. Total	Left	Thru	Right	Heavys	App. Total	Left	Thru	Right	Heavys	App. Total			
06:30	4	74	0	5	78	0	0	0	0	0	0	42	10	4	52	28	0	30	7	58	16	188	204
06:45	11	87	0	6	98	0	0	0	0	0	0	40	3	3	43	42	0	32	5	74	14	215	229
Total	15	161	0	11	176	0	0	0	0	0	0	82	13	7	95	70	0	62	12	132	30	403	433
07:00	9	84	0	5	93	0	0	0	0	0	0	28	13	1	41	41	0	15	4	56	10	190	200
07:15	8	70	0	2	78	0	0	0	0	0	0	51	12	6	63	43	0	13	4	56	12	197	209
07:30	9	70	0	2	79	0	0	0	0	0	0	49	4	4	53	44	0	7	4	51	10	183	193
07:45	11	83	0	5	94	0	0	0	0	0	0	51	17	2	68	52	0	20	6	72	13	234	247
Total	37	307	0	14	344	0	0	0	0	0	0	179	46	13	225	180	0	55	18	235	45	804	849
08:00	9	86	0	2	95	0	0	0	0	0	0	66	12	2	78	39	0	15	7	54	11	227	238
08:15	10	95	0	0	105	0	0	0	0	0	0	72	9	9	81	53	0	23	8	76	17	262	279
*** BREAK ***																							
Total	19	181	0	2	200	0	0	0	0	0	0	138	21	11	159	92	0	38	15	130	28	489	517
*** BREAK ***																							
13:00	19	57	0	3	76	0	0	0	0	0	0	75	16	4	91	61	1	13	11	75	18	242	260
13:15	22	74	0	1	96	0	0	0	0	0	0	77	5	6	82	43	1	12	8	56	15	234	249
13:30	13	64	0	0	77	0	0	0	0	0	0	68	10	3	78	51	0	12	3	63	6	218	224
13:45	17	77	0	3	94	0	0	0	0	0	0	71	12	4	83	68	0	23	8	91	15	268	283
Total	71	272	0	7	343	0	0	0	0	0	0	291	43	17	334	223	2	60	30	285	54	962	1016
*** BREAK ***																							
16:00	23	71	0	2	94	0	0	0	0	0	0	116	27	5	143	104	1	22	12	127	19	364	383
16:15	24	81	0	3	105	0	0	0	0	0	0	125	24	5	149	134	0	36	11	170	19	424	443
16:30	38	103	0	3	141	0	0	0	0	0	0	121	18	3	139	115	0	21	6	136	12	416	428
16:45	39	103	0	4	142	0	0	0	0	0	0	112	22	3	134	119	0	40	8	159	15	435	450
Total	124	358	0	12	482	0	0	0	0	0	0	474	91	16	565	472	1	119	37	592	65	1639	1704
17:00	22	92	0	2	114	0	0	0	0	0	0	138	31	7	169	155	0	32	7	187	16	470	486
17:15	25	100	0	2	125	0	0	0	0	0	0	111	22	4	133	140	0	39	4	179	10	437	447
17:30	24	70	0	0	94	0	0	0	0	0	0	118	22	6	140	102	0	24	3	126	9	360	369
17:45	30	85	0	0	115	0	0	0	0	0	0	96	19	0	115	90	0	21	1	111	1	341	342
Total	101	347	0	4	448	0	0	0	0	0	0	463	94	17	557	487	0	116	15	603	36	1608	1644
Grand Total	367	1626	0	50	1993	0	0	0	0	0	0	1627	308	81	1935	1524	3	450	127	1977	258	5905	6163
Apprch %	18.4	81.6	0			0	0	0				84.1	15.9			77.1	0.2	22.8					
Total %	6.2	27.5	0		33.8	0	0	0				27.6	5.2		32.8	25.8	0.1	7.6		33.5	4.2	95.8	

Start Time	CSAH 23 Southbound				App. Total	NONE Westbound				App. Total	CSAH 23 Northbound				App. Total	I-35W South Ramp Eastbound				Int. Total	
	Left	Thru	Right	Heavys		Left	Thru	Right	Heavys		Left	Thru	Right	Heavys		Left	Thru	Right	Heavys		
Peak Hour Analysis From 06:30 to 11:45 - Peak 1 of 1																					
Peak Hour for Entire Intersection Begins at 07:30																					
07:30	9	70	0		79	0	0	0		0	0	49	4		53	44	0	7		51	183
07:45	11	83	0		94	0	0	0		0	0	51	17		68	52	0	20		72	234
08:00	9	86	0		95	0	0	0		0	0	66	12		78	39	0	15		54	227
08:15	10	95	0		105	0	0	0		0	0	72	9		81	53	0	23		76	262
Total Volume	39	334	0		373	0	0	0		0	0	238	42		280	188	0	65		253	906
% App. Total	10.5	89.5	0			0	0	0		0	0	85	15			74.3	0	25.7			
PHF	.886	.879	.000		.888	.000	.000	.000		.000	.000	.826	.618		.864	.887	.000	.707		.865	.865

Peak Hour Analysis From 12:00 to 17:45 - Peak 1 of 1																					
Peak Hour for Entire Intersection Begins at 16:30																					
16:30	38	103	0		141	0	0	0		0	0	121	18		139	115	0	21		136	416
16:45	39	103	0		142	0	0	0		0	0	112	22		134	119	0	40		159	435
17:00	22	92	0		114	0	0	0		0	0	138	31		169	155	0	32		187	470
17:15	25	100	0		125	0	0	0		0	0	111	22		133	140	0	39		179	437
Total Volume	124	398	0		522	0	0	0		0	0	482	93		575	529	0	132		661	1758
% App. Total	23.8	76.2	0			0	0	0		0	0	83.8	16.2			80	0	20			
PHF	.795	.966	.000		.919	.000	.000	.000		.000	.000	.873	.750		.851	.853	.000	.825		.884	.935



COUNT LOCATION:

CSAH 23 (Lake Drive)

DATE:

08/06/2013

@ I-35W South Ramp

NORTH

APP. #1 = CSAH 23

APP. #2 = I-35W South Ramp

APP. #3 = CSAH 23

APP. #4 = None

APP. #2

APP. #1

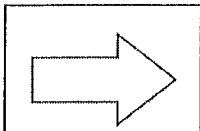
APP. #3

HEAVY VEHICLE- ANY VEHICLE HAVING MORE THAN FOUR TIRES TOUCHING THE PAVEMENT

- A. TRUCKS- A HEAVY VEHICLE INVOLVED PRIMARILY IN THE TRANSPORT OF GOODS OR IN THE DELIVERY OF A SERVICE.
- B. RV- A HEAVY VEHICLE OPERATED BY A PRIVATE MOTORIST AND INVOLVED IN THE TRANSPORT OF RECREATIONAL EQUIPMENT OR FACILITIES.
- C. BUSES- A HEAVY VEHICLE INVOLVED IN THE TRANSPORTATION OF GROUPS OF PEOPLE.

TIME	PEDESTRIANS					HEAVY VEHICLES		
	APP. #1	APP. #2	APP. #3	APP. #4	15 MIN TOT	TRUCKS	RV	BUS
6:00-6:15AM								
6:15-6:30								
6:30-6:45				1		16		
6:45-7:00						11		3
HOURLY TOTAL						HOURLY TOTAL		30
7:00-7:15				1	1	10		
7:15-7:30						12		
7:30-7:45						10		
7:45-8:00				1	1	13		
HOURLY TOTAL					2	HOURLY TOTAL		45
8:00-8:15				1		12		
8:15-8:30						15		1
8:30-8:45								
8:45-9:00								
HOURLY TOTAL						HOURLY TOTAL		28
9:00-9:15								
9:15-9:30								
9:30-9:45								
9:45-10:00								
HOURLY TOTAL						HOURLY TOTAL		
10:00-10:15								
10:15-10:30								
10:30-10:45								
10:45-11:00								
HOURLY TOTAL						HOURLY TOTAL		
11:00-11:15								
11:15-11:30								
11:30-11:45								
11:45-12:00								
HOURLY TOTAL						HOURLY TOTAL		
12:00-12:15								
12:15-12:30								
12:30-12:45								
12:45-1:00								
HOURLY TOTAL						HOURLY TOTAL		
1:00-1:15						18		
1:15-1:30						14		1
1:30-1:45				3	3	9		
1:45-2:00				1	1	9		1
HOURLY TOTAL					4	HOURLY TOTAL		52
					TOTAL		TOTAL	155
					6			

1
2
3
4
5
6
7
8
9
10
11
12
13
14
15
16
17
18
19
20
21
22
23
24
25
26
27
28
29
30
31
32



COUNT LOCATION: CSAH 23 (Lake Drive)
@ I-35W South Ramp

DATE: 08/05/2013

NORTH
APP. #1 = CSAH 23
APP. #2 = I-35W South Ramp
APP. #3 = CSAH 23
APP. #4 = None

APP. #2
 APP. #1 APP. #3

HEAVY VEHICLE- ANY VEHICLE HAVING MORE THAN FOUR TIRES TOUCHING THE PAVEMENT

A. TRUCKS- A HEAVY VEHICLE INVOLVED PRIMARILY IN THE TRANSPORT OF GOODS OR IN THE DELIVERY OF A SERVICE.

B. RV- A HEAVY VEHICLE OPERATED BY A PRIVATE MOTORIST AND INVOLVED IN THE TRANSPORT OF RECREATIONAL EQUIPMENT OR FACILITIES.

C. BUSES- A HEAVY VEHICLE INVOLVED IN THE TRANSPORTATION OF GROUPS OF PEOPLE.

TIME	PEDESTRIANS					HEAVY VEHICLES		
	APP. #1	APP. #2	APP. #3	APP. #4	15 MIN TOT	TRUCKS	RV	BUS
2:00-2:15PM								
2:15-2:30								
2:30-2:45								
2:45-3:00								
HOURLY TOTAL						HOURLY TOTAL		
3:00-3:15								
3:15-3:30								
3:30-3:45								
3:45-4:00								
HOURLY TOTAL						HOURLY TOTAL		
4:00-4:15				2	2	17		2
4:15-4:30						18	1	
4:30-4:45				2	2	12		
4:45-5:00						15		
HOURLY TOTAL					4	HOURLY TOTAL		65
5:00-5:15		2		4	6	16		
5:15-5:30				1	1	9		1
5:30-5:45				1	1	8		
5:45-6:00				1	1	1		
HOURLY TOTAL					9	HOURLY TOTAL		35
6:00-6:15								
6:15-6:30								
6:30-6:45								
6:45-7:00								
HOURLY TOTAL						HOURLY TOTAL		
7:00-7:15								
7:15-7:30								
7:30-7:45								
7:45-8:00								
HOURLY TOTAL						HOURLY TOTAL		
8:00-8:15								
8:15-8:30								
8:30-8:45								
8:45-9:00								
HOURLY TOTAL						HOURLY TOTAL		
9:00-9:15								
9:15-9:30								
9:30-9:45								
9:45-10:00								
HOURLY TOTAL						HOURLY TOTAL		
					TOTAL 19		TOTAL	255

1
2
3
4
5
6
7
8
9
10
11
12
13
14
15
16
17
18
19
20
21
22
23
24
25
26
27
28
29
30
31
32