

Date : 08/08/13

Count Number : TMC1335

Location : CSAH 23 (Lake Drive)

@ I-35W North Ramp


Collection Period : PEAK HOUR

6:30 - 8:30 AM, 1 - 2:00 PM, 4 - 6:00 PM

CSAH 23
#2
7353

3656			
1400	D	2256	T
0			

3697



North

I-35W North Ramp

429	G	729
12	H	
288	J	

#3

729

0

I-35W North Ramp

	EXISTING LANES OF APPROACH			TOTAL
	RIGHT TURN LANE	LEFT TURN LANE	THRU LANES	
#1	0	0	0	0
#2	1	0	2	3
#3	1	1	0	2
#4	0	2	2	4

CSAH 23

415	M	3268	L	0	K
				3683	

2544

#4

6227

Anoka County Highway Department

Traffic Volume and Turning

Movement Study

Date : 08/08/13


Count Number : TMC1335

Location : CSAH 23 (Lake Drive)

@ I-35W North Ramp

Collection Period : AM PEAK

Hour : 7:30 - 8:30 AM



North

1295

#2

CSAH 23

754			
301	D		
453	M		
0	T		

541

I-35W North Ramp

102	G		
1	H		
68	J		
171			

#3

171

0

I-35W North Ramp

EXISTING LANES OF APPROACH				TOTAL
	RIGHT TURN LANE	LEFT TURN LANE	THRU LANES	
#1	0	0	0	0
#2	1	0	2	3
#3	1	1	0	2
#4	0	2	2	4

CSAH 23

98	M		
439	L		
0	K		
537			

#4

1058

521

Anoka County Highway Department

Traffic Volume and Turning

Movement Study

Date : 08/08/13

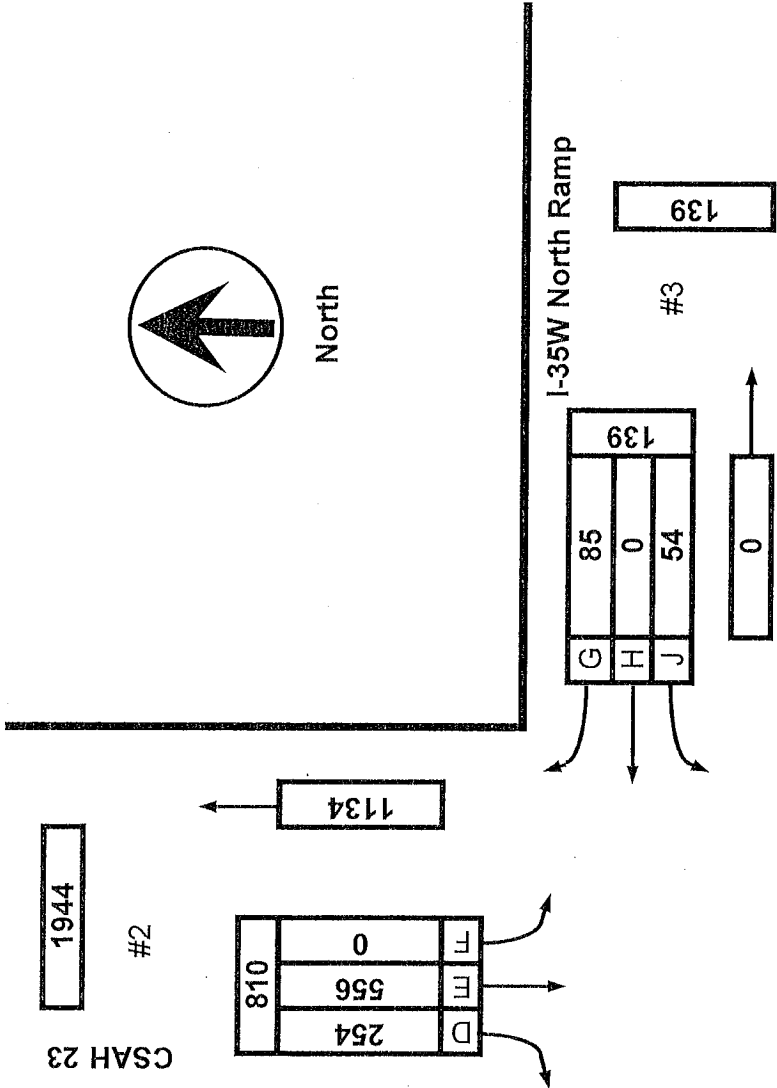

Count Number : TMC1335

Location : CSAH 23 (Lake Drive)

@ I-35W North Ramp

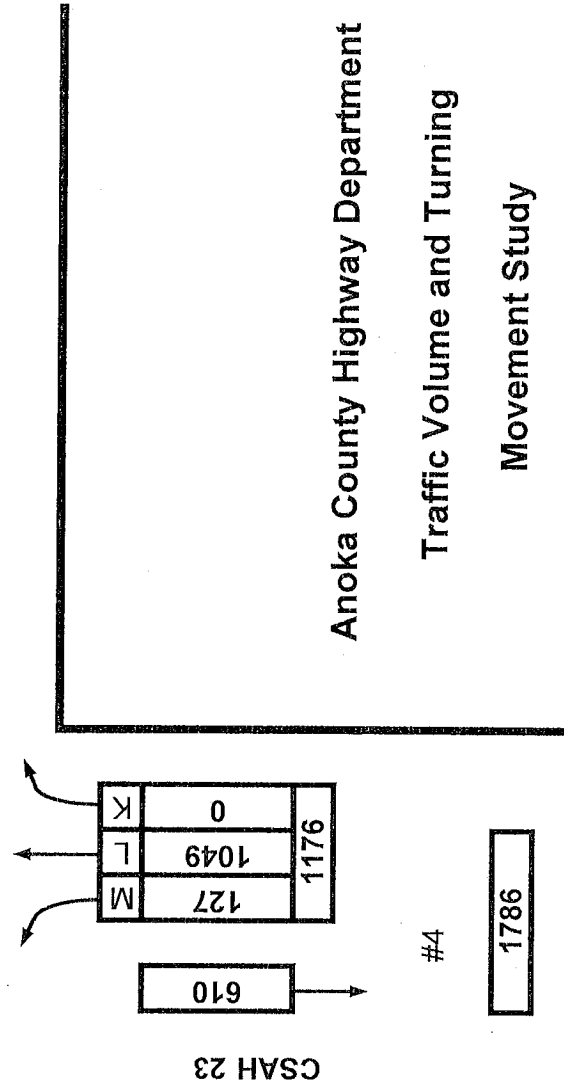
Collection Period : PM PEAK

Hour : 4:30 PM - 5:30 PM



I-35W North Ramp

	EXISTING LANES OF APPROACH			TOTAL
	RIGHT TURN LANE	LEFT TURN LANE	THRU LANES	
#1	0	0	0	0
#2	1	0	2	3
#3	1	1	0	2
#4	0	2	2	4



Anoka County Highway Department

Traffic Volume and Turning

Movement Study



Anoka County Highway Department

Traffic Engineering Section

Traffic Volume and Turning Movement Study

Weather: Warm & P. Cloudy
 Counter: DB-400
 Study Conducted By: Shannon & Andrea

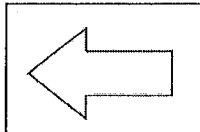
File Name : TMC 1335
 Site Code : 13350203
 Start Date : 08/08/2013
 Page No : 1

Groups Printed- Unshifted

Start Time	CSAH 23 Southbound					I-35W North Ramp Westbound					CSAH 23 Northbound					NONE Eastbound					Exclu. Total	Inclu. Total	Int. Total
	Left	Thru	Right	Heavys	App. Total	Left	Thru	Right	Heavys	App. Total	Left	Thru	Right	Heavys	App. Total	Left	Thru	Right	Heavys	App. Total			
06:30	0	74	64	6	138	20	1	19	2	40	6	61	0	6	67	0	0	0	0	0	14	245	259
06:45	0	120	100	7	220	17	0	24	1	41	11	99	0	9	110	0	0	0	0	0	17	371	388
Total	0	194	164	13	358	37	1	43	3	81	17	160	0	15	177	0	0	0	0	0	31	616	647
07:00	0	121	107	9	228	10	0	21	2	31	23	65	0	9	88	0	0	0	0	0	20	347	367
07:15	0	117	93	8	210	14	0	14	0	28	18	89	0	6	107	0	0	0	0	0	14	345	359
07:30	0	123	76	8	199	20	0	22	3	42	18	87	0	11	105	0	0	0	0	0	22	346	368
07:45	0	121	67	12	188	17	0	34	1	51	31	147	0	10	178	0	0	0	0	0	23	417	440
Total	0	482	343	37	825	61	0	91	6	152	90	388	0	36	478	0	0	0	0	0	79	1455	1534
08:00	0	106	77	15	183	18	0	26	1	44	23	91	0	17	114	0	0	0	0	0	33	341	374
08:15	0	103	81	14	184	13	1	20	0	34	26	114	0	8	140	0	0	0	0	0	22	358	380
*** BREAK ***																							
Total	0	209	158	29	367	31	1	46	1	78	49	205	0	25	254	0	0	0	0	0	55	699	754
*** BREAK ***																							
13:00	0	75	56	12	131	10	4	13	1	27	22	113	0	7	135	0	0	0	0	0	20	293	313
13:15	0	87	46	8	133	12	1	30	6	43	11	132	0	7	143	0	0	0	0	0	21	319	340
13:30	0	81	67	12	148	12	0	24	0	36	17	109	0	6	126	0	0	0	0	0	18	310	328
13:45	0	86	57	11	143	15	1	19	1	35	19	135	0	15	154	0	0	0	0	0	27	332	359
Total	0	329	226	43	555	49	6	86	8	141	69	489	0	35	558	0	0	0	0	0	86	1254	1340
*** BREAK ***																							
16:00	0	131	77	3	208	17	1	18	2	36	14	228	0	14	242	0	0	0	0	0	19	486	505
16:15	0	133	67	5	200	11	0	14	1	25	14	245	0	4	259	0	0	0	0	0	10	484	494
16:30	0	173	58	6	231	11	0	19	1	30	19	244	0	10	263	0	0	0	0	0	17	524	541
16:45	0	122	47	2	169	18	0	23	1	41	25	260	0	9	285	0	0	0	0	0	12	495	507
Total	0	559	249	16	808	57	1	74	5	132	72	977	0	37	1049	0	0	0	0	0	58	1989	2047
17:00	0	146	87	6	233	7	0	24	1	31	65	283	0	5	348	0	0	0	0	0	12	612	624
17:15	0	115	62	0	177	18	0	19	1	37	18	262	0	7	280	0	0	0	0	0	8	494	502
17:30	0	117	53	4	170	16	2	27	0	45	16	257	0	5	273	0	0	0	0	0	9	488	497
17:45	0	105	58	3	163	12	1	19	2	32	19	247	0	6	266	0	0	0	0	0	11	461	472
Total	0	483	260	13	743	53	3	89	4	145	118	1049	0	23	1167	0	0	0	0	0	40	2055	2095
Grand Total	0	2256	1400	151	3656	288	12	429	27	729	415	3268	0	171	3683	0	0	0	0	0	349	8068	8417
Apprch %	0	61.7	38.3			39.5	1.6	58.8			11.3	88.7	0			0	0	0					
Total %	0	28	17.4		45.3	3.6	0.1	5.3		9	5.1	40.5	0		45.6	0	0	0			4.1	95.9	

Start Time	CSAH 23 Southbound				I-35W North Ramp Westbound				CSAH 23 Northbound				NONE Eastbound				Int. Total
	Left	Thru	Right	App. Total	Left	Thru	Right	App. Total	Left	Thru	Right	App. Total	Left	Thru	Right	App. Total	
Peak Hour Analysis From 06:30 to 11:45 - Peak 1 of 1																	
Peak Hour for Entire Intersection Begins at 07:30																	
07:30	0	123	76	199	20	0	22	42	18	87	0	105	0	0	0	0	346
07:45	0	121	67	188	17	0	34	51	31	147	0	178	0	0	0	0	417
08:00	0	106	77	183	18	0	26	44	23	91	0	114	0	0	0	0	341
08:15	0	103	81	184	13	1	20	34	26	114	0	140	0	0	0	0	358
Total Volume	0	453	301	754	68	1	102	171	98	439	0	537	0	0	0	0	1462
% App. Total	0	60.1	39.9		39.8	0.6	59.6		18.2	81.8	0		0	0	0		
PHF	.000	.921	.929	.947	.850	.250	.750	.838	.790	.747	.000	.754	.000	.000	.000	.000	.876

Start Time	CSAH 23 Southbound				I-35W North Ramp Westbound				CSAH 23 Northbound				NONE Eastbound				Int. Total
	Left	Thru	Right	App. Total	Left	Thru	Right	App. Total	Left	Thru	Right	App. Total	Left	Thru	Right	App. Total	
Peak Hour Analysis From 12:00 to 17:45 - Peak 1 of 1																	
Peak Hour for Entire Intersection Begins at 16:30																	
16:30	0	173	58	231	11	0	19	30	19	244	0	263	0	0	0	0	524
16:45	0	122	47	169	18	0	23	41	25	260	0	285	0	0	0	0	495
17:00	0	146	87	233	7	0	24	31	65	283	0	348	0	0	0	0	612
17:15	0	115	62	177	18	0	19	37	18	262	0	280	0	0	0	0	494
Total Volume	0	556	254	810	54	0	85	139	127	1049	0	1176	0	0	0	0	2125
% App. Total	0	68.6	31.4		38.8	0	61.2		10.8	89.2	0		0	0	0		
PHF	.000	.803	.730	.869	.750	.000	.885	.848	.488	.927	.000	.845	.000	.000	.000	.000	.868



COUNT LOCATION: CSAH 23 (Lake Drive)
@ I-35W North Ramp

DATE: 08/08/2013

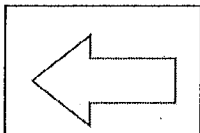
NORTH
APP. #1 = CSAH 23
APP. #2 = I-35W North Ramp
APP. #3 = CSAH 23
APP. #4 = None

APP. #1	APP. #2	APP. #3
---------	---------	---------

HEAVY VEHICLE- ANY VEHICLE HAVING MORE THAN FOUR TIRES TOUCHING THE PAVEMENT
 A. TRUCKS- A HEAVY VEHICLE INVOLVED PRIMARILY IN THE TRANSPORT OF GOODS OR IN THE DELIVERY OF A SERVICE.
 B. RV- A HEAVY VEHICLE OPERATED BY A PRIVATE MOTORIST AND INVOLVED IN THE TRANSPORT OF RECREATIONAL EQUIPMENT OR FACILITIES.
 C. BUSES- A HEAVY VEHICLE INVOLVED IN THE TRANSPORTATION OF GROUPS OF PEOPLE.

TIME	PEDESTRIANS					HEAVY VEHICLES		
	APP. #1	APP. #2	APP. #3	APP. #4	15 MIN TOT	TRUCKS	RV	BUS
6:00-6:15AM								
6:15-6:30								
6:30-6:45						14		
6:45-7:00						14		2
HOURLY TOTAL						HOURLY TOTAL		30
7:00-7:15						19		
7:15-7:30		1				13		1
7:30-7:45						22		
7:45-8:00		1			1	22		
HOURLY TOTAL					1	HOURLY TOTAL		77
8:00-8:15		2		1		33		
8:15-8:30		3			3	22		
8:30-8:45								
8:45-9:00								
HOURLY TOTAL					3	HOURLY TOTAL		55
9:00-9:15								
9:15-9:30								
9:30-9:45								
9:45-10:00								
HOURLY TOTAL						HOURLY TOTAL		
10:00-10:15								
10:15-10:30								
10:30-10:45								
10:45-11:00								
HOURLY TOTAL						HOURLY TOTAL		
11:00-11:15								
11:15-11:30								
11:30-11:45								
11:45-12:00								
HOURLY TOTAL						HOURLY TOTAL		
12:00-12:15								
12:15-12:30								
12:30-12:45								
12:45-1:00								
HOURLY TOTAL						HOURLY TOTAL		
1:00-1:15		3			3	20		
1:15-1:30				2	2	21		
1:30-1:45		3			3	17		
1:45-2:00		5			5	25	1	1
HOURLY TOTAL					13	HOURLY TOTAL		85
					TOTAL		TOTAL	247

1
2
3
4
5
6
7
8
9
10
11
12
13
14
15
16
17
18
19
20
21
22
23
24
25
26
27
28
29
30
31
32



COUNT LOCATION:

CSAH 23 (Lake Drive)

DATE:

08/08/2013

@ I-35W North Ramp

NORTH

APP. #1 = CSAH 23

APP. #2 = I-35W North Ramp

APP. #3 = CSAH 23

APP. #4 = None

APP. #2

APP. #1

APP. #3

HEAVY VEHICLE- ANY VEHICLE HAVING MORE THAN FOUR TIRES TOUCHING THE PAVEMENT

- A. TRUCKS- A HEAVY VEHICLE INVOLVED PRIMARILY IN THE TRANSPORT OF GOODS OR IN THE DELIVERY OF A SERVICE.
- B. RV- A HEAVY VEHICLE OPERATED BY A PRIVATE MOTORIST AND INVOLVED IN THE TRANSPORT OF RECREATIONAL EQUIPMENT OR FACILITIES.
- C. BUSES- A HEAVY VEHICLE INVOLVED IN THE TRANSPORTATION OF GROUPS OF PEOPLE.

TIME	PEDESTRIANS					HEAVY VEHICLES		
	APP. #1	APP. #2	APP. #3	APP. #4	15 MIN TOT	TRUCKS	RV	BUS
2:00-2:15PM								
2:15-2:30								
2:30-2:45								
2:45-3:00								
HOURLY TOTAL						HOURLY TOTAL		
3:00-3:15								
3:15-3:30								
3:30-3:45								
3:45-4:00								
HOURLY TOTAL						HOURLY TOTAL		
4:00-4:15		4			4	16	1	2
4:15-4:30		2			2	9		
4:30-4:45		3			3	17		
4:45-5:00						11	1	
HOURLY TOTAL					9	HOURLY TOTAL		57
5:00-5:15		5			5	9		2
5:15-5:30		2		2	4	7		1
5:30-5:45		2			2	8		1
5:45-6:00		1			1	11		
HOURLY TOTAL					12	HOURLY TOTAL		39
6:00-6:15								
6:15-6:30								
6:30-6:45								
6:45-7:00								
HOURLY TOTAL						HOURLY TOTAL		
7:00-7:15								
7:15-7:30								
7:30-7:45								
7:45-8:00								
HOURLY TOTAL						HOURLY TOTAL		
8:00-8:15								
8:15-8:30								
8:30-8:45								
8:45-9:00								
HOURLY TOTAL						HOURLY TOTAL		
9:00-9:15								
9:15-9:30								
9:30-9:45								
9:45-10:00								
HOURLY TOTAL						HOURLY TOTAL		
					TOTAL 38		TOTAL	343

1
2
3
4
5
6
7
8
9
10
11
12
13
14
15
16
17
18
19
20
21
22
23
24
25
26
27
28
29
30
31
32