

Date : 08/13/13


Count Number : TMC1336

Location : CSAH 23 (Lake Drive)

@ CSAH 12 (Apollo Drive)

Collection Period : PEAK HOUR

6:30 - 8:30 AM, 1 - 2:00 PM, 4 - 6:00 PM



North

4223

#2

CSAH 23

2190	D	252
1752	E	
186	F	

2033

1200

#1

2391

1191	A	711
240	B	240
240	C	

Apollo Drive

#3

220	G	1515
270	H	
1025	J	

1605

3120

CSAH 12

EXISTING LANES OF APPROACH				TOTAL
RIGHT TURN LANE	LEFT TURN LANE	THRU LANES		
0	1	1		2
1	1	2		4
1	1	1		3
1	1	2		4

678	M	3430
1573	L	
1179	K	

3488

CSAH 23

#4

6918

Anoka County Highway Department

Traffic Volume and Turning

Movement Study

Date : 08/13/13


Count Number : TMC1336

Location : CSAH 23 (Lake Drive)

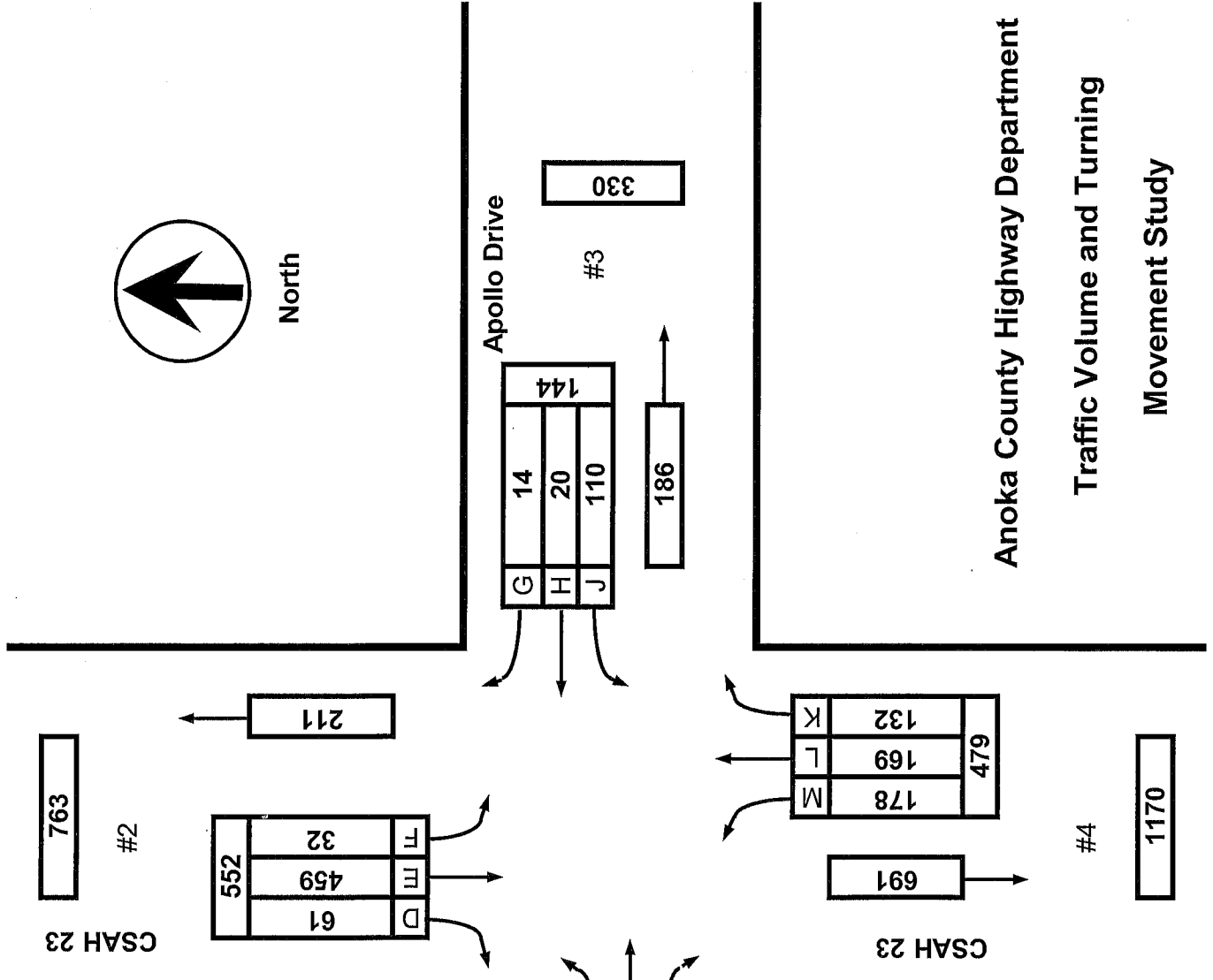
@ CSAH 12 (Apollo Drive)

Collection Period : AM PEAK

Hour : 7:30 - 8:30 AM



North



Anoka County Highway Department
 Traffic Volume and Turning
 Movement Study

EXISTING LANES OF APPROACH				TOTAL
	RIGHT TURN LANE	LEFT TURN LANE	THRU LANES	
#1	0	1	1	2
#2	1	1	2	4
#3	1	1	1	3
#4	1	1	2	4

Date : 08/15/13


Count Number : TMC1336

Location : CSAH 23 (Lake Drive)

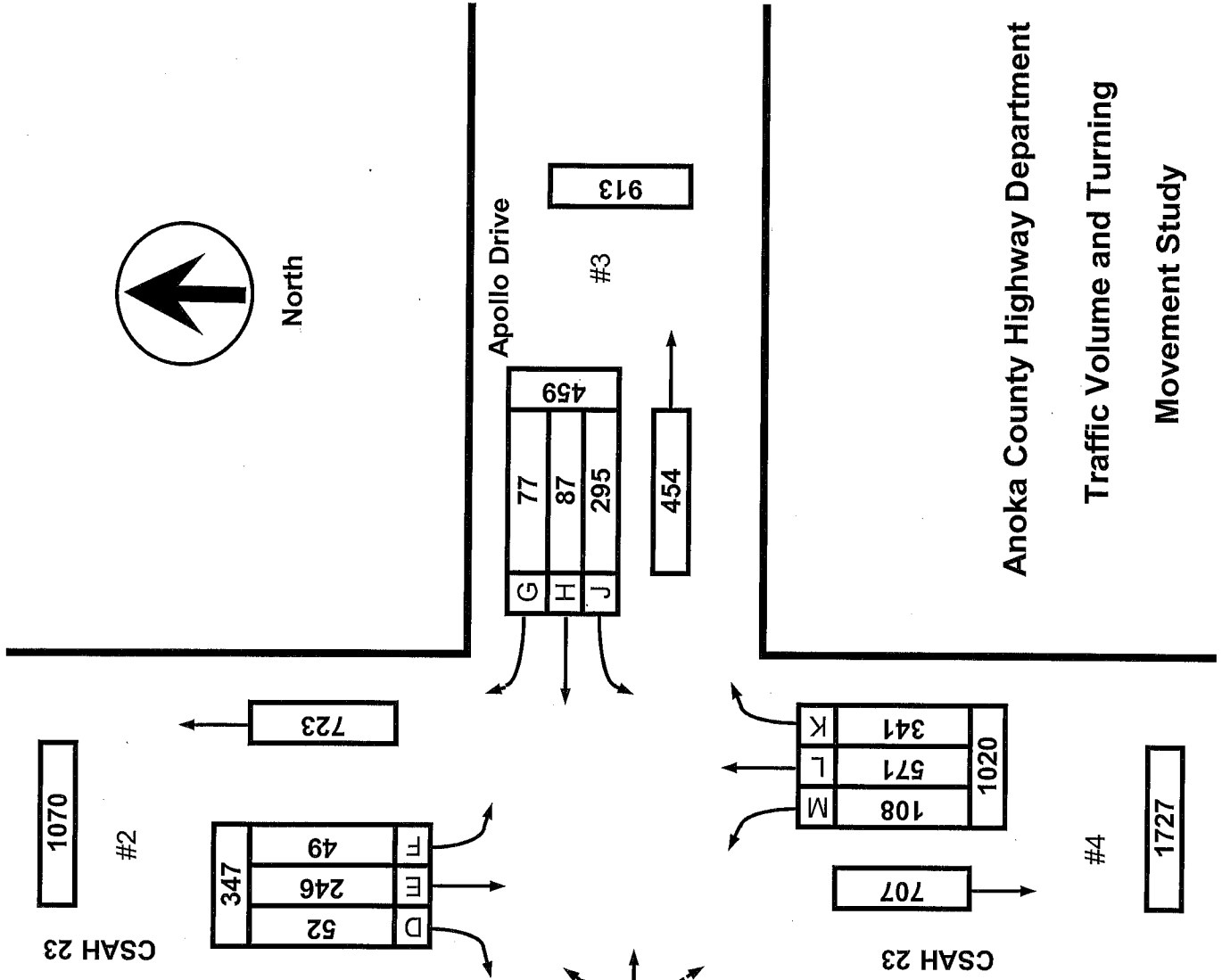
@ CSAH 12 (Apollo Drive)

Collection Period : PM PEAK

Hour : 4:30 PM - 5:30 PM



North



	EXISTING LANES OF APPROACH			TOTAL
	RIGHT TURN LANE	LEFT TURN LANE	THRU LANES	
#1	0	1	1	2
#2	1	1	2	4
#3	1	1	1	3
#4	1	1	2	4

Anoka County Highway Department
 Traffic Volume and Turning
 Movement Study



Anoka County Highway Department

Traffic Engineering Section

Traffic Volume and Turning Movement Study

Weather: Warm and Sunny
 Counter: DB-400
 Study Conducted By: Shannon and Andrea

File Name : TMC 1336
 Site Code : 13360203
 Start Date : 08/15/2013
 Page No : 1

Groups Printed- Unshifted

Start Time	CSAH 23 Southbound					Apollo Drive Westbound					CSAH 23 Northbound					CSAH 12 Eastbound					Exclu. Total	Inclu. Total	Int. Total
	Left	Thru	Right	Heavys	App. Total	Left	Thru	Right	Heavys	App. Total	Left	Thru	Right	Heavys	App. Total	Left	Thru	Right	Heavys	App. Total			
06:30	5	127	11	5	143	21	5	1	3	27	31	33	18	7	82	5	5	33	8	43	23	295	318
06:45	8	132	17	4	157	19	4	2	0	25	43	36	30	10	109	2	4	41	7	47	21	338	359
Total	13	259	28	9	300	40	9	3	3	52	74	69	48	17	191	7	9	74	15	90	44	633	677
07:00	4	137	17	6	158	25	9	4	3	38	40	21	21	3	82	6	11	38	8	55	20	333	353
07:15	4	140	15	11	159	12	8	1	2	21	41	36	21	4	98	2	2	42	5	46	22	324	346
07:30	9	119	16	6	144	23	9	2	0	34	57	39	24	9	120	4	7	27	4	38	19	336	355
07:45	9	109	18	7	136	26	6	1	2	33	45	46	44	8	135	14	4	25	8	43	25	347	372
Total	26	505	66	30	597	86	32	8	7	126	183	142	110	24	435	26	24	132	25	182	86	1340	1426
08:00	6	111	16	11	133	28	2	5	3	35	45	30	37	11	112	2	7	39	1	48	26	328	354
08:15	8	120	11	6	139	33	3	6	1	42	31	54	27	17	112	8	4	31	8	43	32	336	368
*** BREAK ***																							
Total	14	231	27	17	272	61	5	11	4	77	76	84	64	28	224	10	11	70	9	91	58	664	722
*** BREAK ***																							
13:00	6	60	12	7	78	66	14	14	1	94	26	57	66	14	149	12	20	19	3	51	25	372	397
13:15	8	62	6	3	76	72	19	11	0	102	30	46	49	6	125	14	14	30	7	58	16	361	377
13:30	11	50	8	9	69	78	15	10	0	103	16	50	67	8	133	14	11	24	5	49	22	354	376
13:45	10	65	8	5	83	55	12	9	2	76	26	66	86	15	178	14	15	22	10	51	32	388	420
Total	35	237	34	24	306	271	60	44	3	375	98	219	268	43	585	54	60	95	25	209	95	1475	1570
*** BREAK ***																							
16:00	18	65	6	5	89	84	14	26	1	124	37	138	73	9	248	21	12	55	8	88	23	549	572
16:15	13	73	13	3	99	57	14	10	1	81	43	112	95	9	250	20	26	75	7	121	20	551	571
16:30	13	70	6	3	89	64	25	15	4	104	23	146	78	7	247	23	19	54	0	96	14	536	550
16:45	11	59	8	1	78	75	24	22	1	121	25	119	77	7	221	22	12	27	3	61	12	481	493
Total	55	267	33	12	355	280	77	73	7	430	128	515	323	32	966	86	69	211	18	366	69	2117	2186
17:00	8	46	16	1	70	85	28	22	0	135	27	158	74	7	259	11	17	46	3	74	11	538	549
17:15	17	71	22	1	110	71	10	18	0	99	33	148	112	2	293	19	16	39	2	74	5	576	581
17:30	7	65	15	4	87	57	26	24	2	107	35	130	91	9	256	12	13	25	0	50	15	500	515
17:45	11	71	11	1	93	74	23	17	0	114	24	108	89	3	221	15	21	19	2	55	6	483	489
Total	43	253	64	7	360	287	87	81	2	455	119	544	366	21	1029	57	67	129	7	253	37	2097	2134
Grand Total	186	1752	252	99	2190	1025	270	220	26	1515	678	1573	1179	165	3430	240	240	711	99	1191	389	8326	8715
Apprch %	8.5	80	11.5			67.7	17.8	14.5			19.8	45.9	34.4			20.2	20.2	59.7					
Total %	2.2	21	3		26.3	12.3	3.2	2.6		18.2	8.1	18.9	14.2		41.2	2.9	2.9	8.5		14.3	4.5	95.5	

Start Time	CSAH 23 Southbound				Apollo Drive Westbound				CSAH 23 Northbound				CSAH 12 Eastbound				Int. Total
	Left	Thru	Right	App. Total	Left	Thru	Right	App. Total	Left	Thru	Right	App. Total	Left	Thru	Right	App. Total	
Peak Hour Analysis From 06:30 to 11:45 - Peak 1 of 1																	
Peak Hour for Entire Intersection Begins at 07:30																	
07:30	9	119	16	144	23	9	2	34	57	39	24	120	4	7	27	38	336
07:45	9	109	18	136	26	6	1	33	45	46	44	135	14	4	25	43	347
08:00	6	111	16	133	28	2	5	35	45	30	37	112	2	7	39	48	328
08:15	8	120	11	139	33	3	6	42	31	54	27	112	8	4	31	43	336
Total Volume	32	459	61	552	110	20	14	144	178	169	132	479	28	22	122	172	1347
% App. Total	5.8	83.2	11.1		76.4	13.9	9.7		37.2	35.3	27.6		16.3	12.8	70.9		
PHF	.889	.956	.847	.958	.833	.556	.583	.857	.781	.782	.750	.887	.500	.786	.782	.896	.970

Peak Hour Analysis From 12:00 to 17:45 - Peak 1 of 1																	
Peak Hour for Entire Intersection Begins at 16:30																	
16:30	13	70	6	89	64	25	15	104	23	146	78	247	23	19	54	96	536
16:45	11	59	8	78	75	24	22	121	25	119	77	221	22	12	27	61	481
17:00	8	46	16	70	85	28	22	135	27	158	74	259	11	17	46	74	538
17:15	17	71	22	110	71	10	18	99	33	148	112	293	19	16	39	74	576
Total Volume	49	246	52	347	295	87	77	459	108	571	341	1020	75	64	166	305	2131
% App. Total	14.1	70.9	15		64.3	19	16.8		10.6	56	33.4		24.6	21	54.4		
PHF	.721	.866	.591	.789	.868	.777	.875	.850	.818	.903	.761	.870	.815	.842	.769	.794	.925



NORTH

APP. #1 = CSAH 23
APP. #2 = CSAH 12
APP. #3 = CSAH 23
APP. #4 = Apollo Drive

COUNT LOCATION:

CSAH 23 (Lake Drive)

DATE:

08/13/2013

@ CSAH 12 (Apollo Drive)

APP. #2

APP. #1

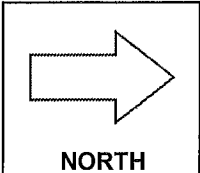
APP. #3

APP. #4

- HEAVY VEHICLE- ANY VEHICLE HAVING MORE THAN FOUR TIRES TOUCHING THE PAVEMENT
- A. TRUCKS- A HEAVY VEHICLE INVOLVED PRIMARILY IN THE TRANSPORT OF GOODS OR IN THE DELIVERY OF A SERVICE.
 - B. RV- A HEAVY VEHICLE OPERATED BY A PRIVATE MOTORIST AND INVOLVED IN THE TRANSPORT OF RECREATIONAL EQUIPMENT OR FACILITIES.
 - C. BUSES- A HEAVY VEHICLE INVOLVED IN THE TRANSPORTATION OF GROUPS OF PEOPLE.

TIME	PEDESTRIANS					HEAVY VEHICLES		
	APP. #1	APP. #2	APP. #3	APP. #4	15 MIN TOT	TRUCKS	RV	BUS
6:00-6:15AM								
6:15-6:30								
6:30-6:45	2				2	21		1
6:45-7:00		1			1	20		1
HOURLY TOTAL					3	HOURLY TOTAL		43
7:00-7:15				1	1	20		
7:15-7:30						21		
7:30-7:45						18		
7:45-8:00						25		
HOURLY TOTAL					1	HOURLY TOTAL		84
8:00-8:15				1	1	23		
8:15-8:30				1	1	33		1
8:30-8:45								
8:45-9:00								
HOURLY TOTAL					2	HOURLY TOTAL		57
9:00-9:15								
9:15-9:30								
9:30-9:45								
9:45-10:00								
HOURLY TOTAL						HOURLY TOTAL		
10:00-10:15								
10:15-10:30								
10:30-10:45								
10:45-11:00								
HOURLY TOTAL						HOURLY TOTAL		
11:00-11:15								
11:15-11:30								
11:30-11:45								
11:45-12:00								
HOURLY TOTAL						HOURLY TOTAL		
12:00-12:15								
12:15-12:30								
12:30-12:45								
12:45-1:00								
HOURLY TOTAL						HOURLY TOTAL		
1:00-1:15	2	2			4	24		
1:15-1:30	4			5	9	16		
1:30-1:45	1	1		2	4	22		
1:45-2:00						31		1
HOURLY TOTAL					17	HOURLY TOTAL		94
TOTAL					23	TOTAL		278

1
2
3
4
5
6
7
8
9
10
11
12
13
14
15
16
17
18
19
20
21
22
23
24
25
26
27
28
29
30
31
32



COUNT LOCATION:

CSAH 23 (Lake Drive)

DATE:

08/15/2013

@ CSAH 12 (Apollo Drive)

NORTH
APP. #1 = CSAH 23
APP. #2 = CSAH 12
APP. #3 = CSAH 23
APP. #4 = Apollo Drive

APP. #2

APP. #1

APP. #3

APP. #4

- HEAVY VEHICLE- ANY VEHICLE HAVING MORE THAN FOUR TIRES TOUCHING THE PAVEMENT
- A. TRUCKS- A HEAVY VEHICLE INVOLVED PRIMARILY IN THE TRANSPORT OF GOODS OR IN THE DELIVERY OF A SERVICE.
 - B. RV- A HEAVY VEHICLE OPERATED BY A PRIVATE MOTORIST AND INVOLVED IN THE TRANSPORT OF RECREATIONAL EQUIPMENT OR FACILITIES.
 - C. BUSES- A HEAVY VEHICLE INVOLVED IN THE TRANSPORTATION OF GROUPS OF PEOPLE.

TIME	PEDESTRIANS					HEAVY VEHICLES		
	APP. #1	APP. #2	APP. #3	APP. #4	15 MIN TOT	TRUCKS	RV	BUS
2:00-2:15PM								
2:15-2:30								
2:30-2:45								
2:45-3:00								
HOURLY TOTAL						HOURLY TOTAL		
3:00-3:15								
3:15-3:30								
3:30-3:45								
3:45-4:00								
HOURLY TOTAL						HOURLY TOTAL		
4:00-4:15	3			3	6	22		
4:15-4:30	3			4	7	20		
4:30-4:45	1	1			2	14		
4:45-5:00	2				2	12		
HOURLY TOTAL					17	HOURLY TOTAL		68
5:00-5:15	1	1		1	3	9		2
5:15-5:30				1	1	6		
5:30-5:45	1				1	14	1	
5:45-6:00						5	1	
HOURLY TOTAL					5	HOURLY TOTAL		38
6:00-6:15								
6:15-6:30								
6:30-6:45								
6:45-7:00								
HOURLY TOTAL						HOURLY TOTAL		
7:00-7:15								
7:15-7:30								
7:30-7:45								
7:45-8:00								
HOURLY TOTAL						HOURLY TOTAL		
8:00-8:15								
8:15-8:30								
8:30-8:45								
8:45-9:00								
HOURLY TOTAL						HOURLY TOTAL		
9:00-9:15								
9:15-9:30								
9:30-9:45								
9:45-10:00								
HOURLY TOTAL						HOURLY TOTAL		
					TOTAL 45		TOTAL 384	

1
2
3
4
5
6
7
8
9
10
11
12
13
14
15
16
17
18
19
20
21
22
23
24
25
26
27
28
29
30
31
32