

Date : 08/29/13


Count Number : TMC1337

Location : CSAH 23 (Lake Drive)

@ Marketplace Drive

Collection Period : PEAK HOURS

6:30 - 8:30 AM, 1 - 2:00 PM, 4 - 6:00 PM



North

CSAH 23

4353

#2

2202	166	1
2035		

2151

9

#1

11

0	C
1	B
1	A

Driveway

Marketplace Drive

163	202
0	
39	

#3

421

219

CSAH 23

2075

#4

4123

8	2048
1988	
52	

EXISTING LANES OF APPROACH				
	RIGHT TURN LANE	LEFT TURN LANE	THRU LANES	TOTAL
#1	0	0	1	1
#2	0	1	2	3
#3	1	1	0	2
#4	1	1	2	4

Anoka County Highway Department

Traffic Volume and Turning

Movement Study

Date : 08/29/13


Count Number : TMC1337

Location : CSAH 23 (Lake Drive)

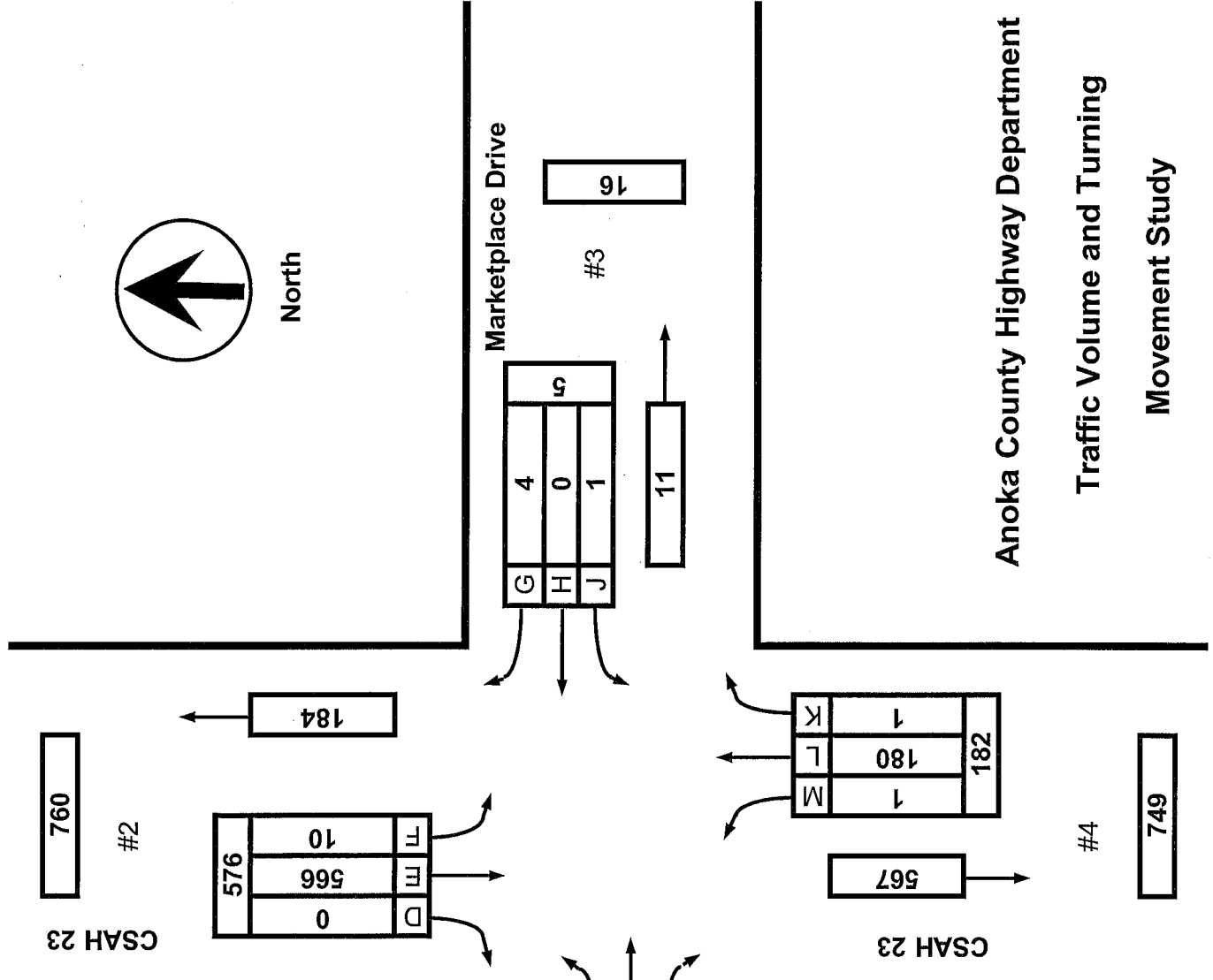
@ Marketplace Drive

Collection Period : AM PEAK

Hour : 7:00 - 8:00 AM



North



	EXISTING LANES OF APPROACH			TOTAL
	RIGHT TURN LANE	LEFT TURN LANE	THRU LANES	
#1	0	0	1	1
#2	0	1	2	3
#3	1	1	0	2
#4	1	1	2	4

Anoka County Highway Department
 Traffic Volume and Turning
 Movement Study

Date : 08/28/13


Count Number : TMC1337

Location : CSAH 23 (Lake Drive)

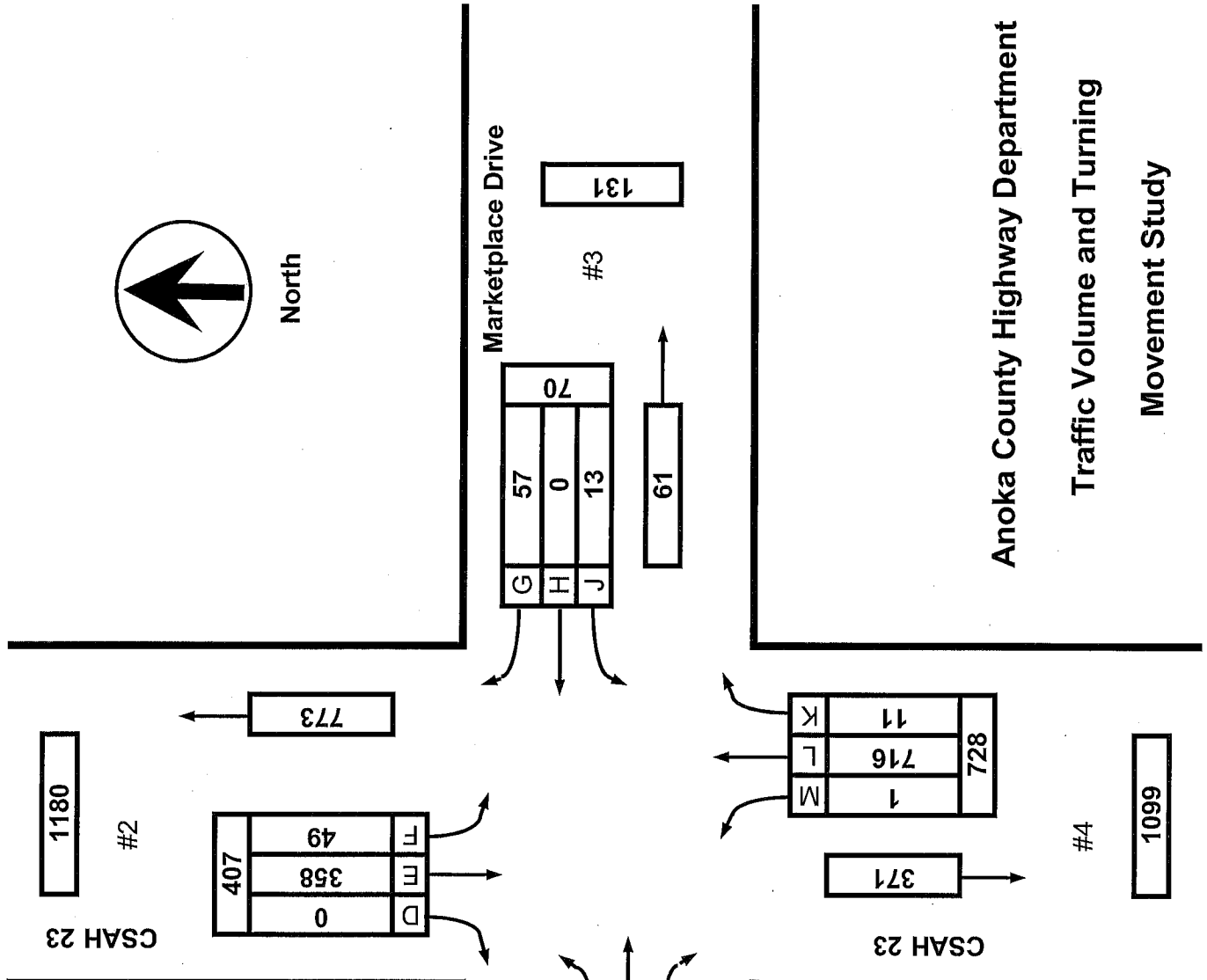
@ Marketplace Drive

Collection Period : PM PEAK

Hour : 4:45 PM - 5:45 PM



North



CSAH 23 #2

1180
407
0
358
49
F
E
D

773

#1

2
1
A
B
C

Marketplace Drive #3

57
0
13
G
H
J

70

61

131

CSAH 23 #4

371
728
1
716
11
M
L
K

1099

Driveway

	EXISTING LANES OF APPROACH			TOTAL
	RIGHT TURN LANE	LEFT TURN LANE	THRU LANES	
#1	0	0	1	1
#2	0	1	2	3
#3	1	1	0	2
#4	1	1	2	4

Anoka County Highway Department
 Traffic Volume and Turning
 Movement Study



Anoka County Highway Department

Traffic Engineering Section

Traffic Volume and Turning Movement Study

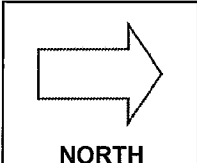
File Name : TMC 1337
 Site Code : 13370203
 Start Date : 08/28/2013
 Page No : 1

Weather: Warm and Sunny
 Counter: DB-400
 Study Conducted By: Shannon and Andrea

Groups Printed- Unshifted

Start Time	CSAH 23 Southbound					Marketplace Dr. Westbound					CSAH 23 Northbound					Driveway Eastbound					Exclu. Total	Inclu. Total	Int. Total
	Left	Thru	Right	Heavys	App. Total	Left	Thru	Right	Heavys	App. Total	Left	Thru	Right	Heavys	App. Total	Left	Thru	Right	Heavys	App. Total			
06:30	1	146	0	5	147	0	0	1	0	1	0	27	0	2	27	0	0	0	0	0	7	175	182
06:45	3	135	0	2	138	1	0	2	2	3	0	29	0	0	29	0	0	0	0	0	4	170	174
Total	4	281	0	7	285	1	0	3	2	4	0	56	0	2	56	0	0	0	0	0	11	345	356
07:00	1	140	0	5	141	0	0	1	0	1	0	29	0	8	29	0	0	0	0	0	13	171	184
07:15	0	136	0	8	136	1	0	1	0	2	0	41	1	4	42	0	0	0	0	0	12	180	192
07:30	1	136	0	5	137	0	0	1	0	1	1	47	0	6	48	0	0	0	0	0	11	186	197
07:45	8	154	0	4	162	0	0	1	0	1	0	63	0	3	63	0	0	0	0	0	7	226	233
Total	10	566	0	22	576	1	0	4	0	5	1	180	1	21	182	0	0	0	0	0	43	763	806
08:00	4	107	0	9	111	2	0	3	1	5	0	37	0	3	37	0	0	0	0	0	13	153	166
08:15	8	115	0	6	123	1	0	4	0	5	0	48	1	7	49	0	0	0	0	0	13	177	190
*** BREAK ***																							
Total	12	222	0	15	234	3	0	7	1	10	0	85	1	10	86	0	0	0	0	0	26	330	356
*** BREAK ***																							
13:00	6	67	0	2	73	1	0	9	0	10	3	82	3	8	88	0	0	0	0	0	10	171	181
13:15	14	75	0	8	89	5	0	9	1	14	1	66	4	7	71	0	0	1	0	1	16	175	191
13:30	6	79	0	8	85	3	0	8	0	11	1	78	6	10	85	0	0	0	0	0	18	181	199
13:45	10	74	0	8	84	3	0	10	1	13	1	78	3	9	82	0	0	0	0	0	18	179	197
Total	36	295	0	26	331	12	0	36	2	48	6	304	16	34	326	0	0	1	0	1	62	706	768
*** BREAK ***																							
16:00	15	79	0	5	94	3	0	12	1	15	0	148	9	5	157	0	0	0	0	0	11	266	277
16:15	10	76	1	2	87	3	0	17	1	20	0	166	8	6	174	0	0	0	0	0	9	281	290
16:30	15	68	0	1	83	2	0	14	0	16	0	183	3	3	186	0	0	0	0	0	4	285	289
16:45	8	81	0	1	89	4	0	22	0	26	0	195	6	4	201	0	1	0	0	1	5	317	322
Total	48	304	1	9	353	12	0	65	2	77	0	692	26	18	718	0	1	0	0	1	29	1149	1178
17:00	10	68	0	6	78	3	0	7	1	10	0	196	0	2	196	0	0	0	0	0	9	284	293
17:15	18	94	0	1	112	2	0	13	0	15	0	177	3	3	180	0	0	0	0	0	4	307	311
17:30	13	115	0	6	128	4	0	15	0	19	1	148	2	3	151	0	0	0	0	0	9	298	307
17:45	15	90	0	1	105	1	0	13	0	14	0	150	3	1	153	0	0	0	0	0	2	272	274
Total	56	367	0	14	423	10	0	48	1	58	1	671	8	9	680	0	0	0	0	0	24	1161	1185
Grand Total	166	2035	1	93	2202	39	0	163	8	202	8	1988	52	94	2048	0	1	1	0	2	195	4454	4649
Apprch %	7.5	92.4	0			19.3	0	80.7			0.4	97.1	2.5			0	50	50					
Total %	3.7	45.7	0		49.4	0.9	0	3.7		4.5	0.2	44.6	1.2		46	0	0	0		0	4.2	95.8	

Start Time	CSAH 23 Southbound				Marketplace Dr. Westbound				CSAH 23 Northbound				Driveway Eastbound				Int. Total
	Left	Thru	Right	App. Total	Left	Thru	Right	App. Total	Left	Thru	Right	App. Total	Left	Thru	Right	App. Total	
Peak Hour Analysis From 06:30 to 11:45 - Peak 1 of 1																	
Peak Hour for Entire Intersection Begins at 07:00																	
07:00	1	140	0	141	0	0	1	1	0	29	0	29	0	0	0	0	171
07:15	0	136	0	136	1	0	1	2	0	41	1	42	0	0	0	0	180
07:30	1	136	0	137	0	0	1	1	1	47	0	48	0	0	0	0	186
07:45	8	154	0	162	0	0	1	1	0	63	0	63	0	0	0	0	226
Total Volume	10	566	0	576	1	0	4	5	1	180	1	182	0	0	0	0	763
% App. Total	1.7	98.3	0		20	0	80		0.5	98.9	0.5		0	0	0		
PHF	.313	.919	.000	.889	.250	.000	1.00	.625	.250	.714	.250	.722	.000	.000	.000	.000	.844



COUNT LOCATION:

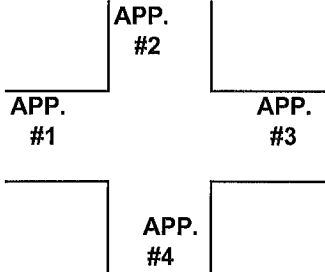
CSAH 23 (Lake Drive)

DATE:

08/29/2013

@ Marketplace Drive

NORTH
APP. #1 = CSAH 23
APP. #2 = Driveway
APP. #3 = CSAH 23
APP. #4 = Marketplace Drive



HEAVY VEHICLE- ANY VEHICLE HAVING MORE THAN FOUR TIRES TOUCHING THE PAVEMENT

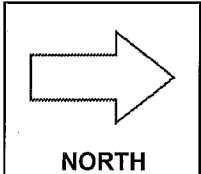
A. TRUCKS- A HEAVY VEHICLE INVOLVED PRIMARILY IN THE TRANSPORT OF GOODS OR IN THE DELIVERY OF A SERVICE.

B. RV- A HEAVY VEHICLE OPERATED BY A PRIVATE MOTORIST AND INVOLVED IN THE TRANSPORT OF RECREATIONAL EQUIPMENT OR FACILITIES.

C. BUSES- A HEAVY VEHICLE INVOLVED IN THE TRANSPORTATION OF GROUPS OF PEOPLE.

TIME	PEDESTRIANS					HEAVY VEHICLES		
	APP. #1	APP. #2	APP. #3	APP. #4	15 MIN TOT	TRUCKS	RV	BUS
6:00-6:15AM								
6:15-6:30								
6:30-6:45				1	1	5		2
6:45-7:00				2	2	3		
HOURLY TOTAL					3	HOURLY TOTAL		10
7:00-7:15						12		
7:15-7:30			1		1	12		
7:30-7:45		1			1	10		
7:45-8:00						7		
HOURLY TOTAL					2	HOURLY TOTAL		41
8:00-8:15						12		
8:15-8:30		1		1	2	13		
8:30-8:45								
8:45-9:00								
HOURLY TOTAL					2	HOURLY TOTAL		25
9:00-9:15								
9:15-9:30								
9:30-9:45								
9:45-10:00								
HOURLY TOTAL						HOURLY TOTAL		
10:00-10:15								
10:15-10:30								
10:30-10:45								
10:45-11:00								
HOURLY TOTAL						HOURLY TOTAL		
11:00-11:15								
11:15-11:30								
11:30-11:45								
11:45-12:00								
HOURLY TOTAL						HOURLY TOTAL		
12:00-12:15								
12:15-12:30								
12:30-12:45								
12:45-1:00								
HOURLY TOTAL						HOURLY TOTAL		
1:00-1:15		2		2	4	9		1
1:15-1:30			1		1	15		1
1:30-1:45						17		1
1:45-2:00						15		3
HOURLY TOTAL					5	HOURLY TOTAL		62
TOTAL					12	TOTAL		138

1
2
3
4
5
6
7
8
9
10
11
12
13
14
15
16
17
18
19
20
21
22
23
24
25
26
27
28
29
30
31
32



COUNT LOCATION: _____

CSAH 23 (Lake Drive)

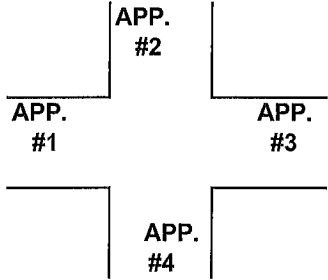
DATE: _____

08/28/2013

_____ @ Marketplace Drive

NORTH

APP. #1 = CSAH 23 ,
APP. #2 = Driveway
APP. #3 = CSAH 23
APP. #4 = Marketplace Drive



- HEAVY VEHICLE- ANY VEHICLE HAVING MORE THAN FOUR TIRES TOUCHING THE PAVEMENT
- A. TRUCKS- A HEAVY VEHICLE INVOLVED PRIMARILY IN THE TRANSPORT OF GOODS OR IN THE DELIVERY OF A SERVICE.
 - B. RV- A HEAVY VEHICLE OPERATED BY A PRIVATE MOTORIST AND INVOLVED IN THE TRANSPORT OF RECREATIONAL EQUIPMENT OR FACILITIES.
 - C. BUSES- A HEAVY VEHICLE INVOLVED IN THE TRANSPORTATION OF GROUPS OF PEOPLE.

TIME	PEDESTRIANS					HEAVY VEHICLES		
	APP. #1	APP. #2	APP. #3	APP. #4	15 MIN TOT	TRUCKS	RV	BUS
2:00-2:15PM								
2:15-2:30								
2:30-2:45								
2:45-3:00								
HOURLY TOTAL						HOURLY TOTAL		
3:00-3:15								
3:15-3:30								
3:30-3:45								
3:45-4:00								
HOURLY TOTAL						HOURLY TOTAL		
4:00-4:15			1	1	2	8		2
4:15-4:30		1		1	2	7		2
4:30-4:45						2		2
4:45-5:00		1		2	3	5		
HOURLY TOTAL					7	HOURLY TOTAL		28
5:00-5:15						8		2
5:15-5:30		1		1	2	4		
5:30-5:45						7		2
5:45-6:00		1		1	2	2		
HOURLY TOTAL					4	HOURLY TOTAL		25
6:00-6:15								
6:15-6:30								
6:30-6:45								
6:45-7:00								
HOURLY TOTAL						HOURLY TOTAL		
7:00-7:15								
7:15-7:30								
7:30-7:45								
7:45-8:00								
HOURLY TOTAL						HOURLY TOTAL		
8:00-8:15								
8:15-8:30								
8:30-8:45								
8:45-9:00								
HOURLY TOTAL						HOURLY TOTAL		
9:00-9:15								
9:15-9:30								
9:30-9:45								
9:45-10:00								
HOURLY TOTAL						HOURLY TOTAL		
				TOTAL	23		TOTAL	191

1
2
3
4
5
6
7
8
9
10
11
12
13
14
15
16
17
18
19
20
21
22
23
24
25
26
27
28
29
30
31
32