

Date : 05/01/14


Count Number : TMC1405

Location : CSAH 78 (Hanson Blvd.)

@ CSAH 20 (161st Ave.)

Collection Period : PEAK HOURS

6:30-8:30 AM, 1-2:00 PM, 4:15-6:15 PM



North

1743

#2

CSAH 78

851	75	T
719	57	T
		T

892

CSAH 20

#3

2524

118	1351
875	
358	

1173

EXISTING LANES OF APPROACH				TOTAL
RIGHT TURN LANE	LEFT TURN LANE	THRU LANES		
1	0	1		2
1	0	1		2
1	0	1		2
1	0	1		2

2551	1283
1268	64
	776
	428

#1

CSAH 20

322	1383
710	
351	

1505

CSAH 78

#4

2888

Anoka County Highway Department

Traffic Volume and Turning

Movement Study

Date : 05/01/14


Count Number : TMC1405

Location : CSAH 78 (Hanson Blvd.)

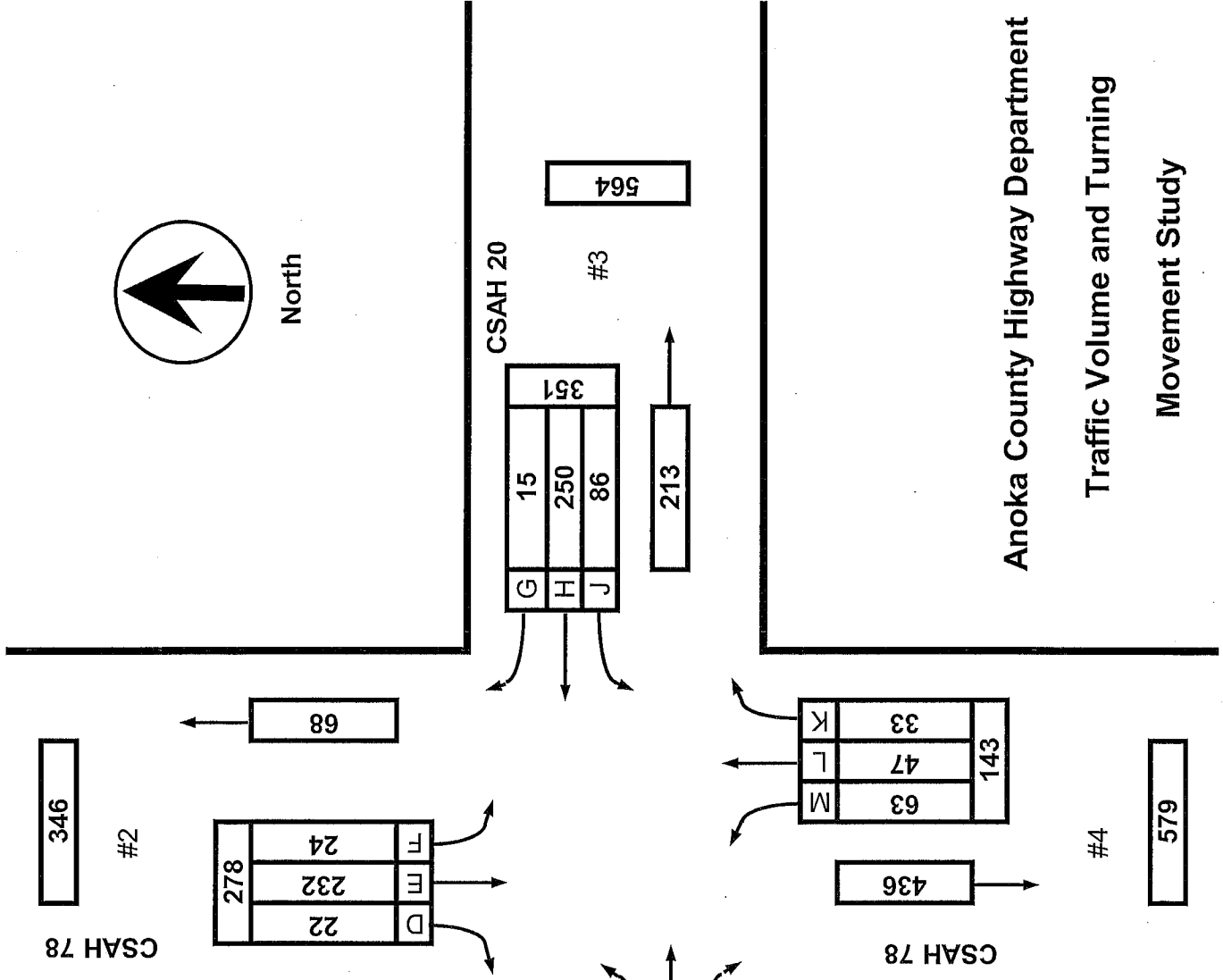
@ CSAH 20 (161st Ave.)

Collection Period : AM PEAK

Hour : 6:45 - 7:45 AM



North



	EXISTING LANES OF APPROACH			TOTAL
	RIGHT TURN LANE	LEFT TURN LANE	THRU LANES	
#1	1	0	1	2
#2	1	0	1	2
#3	1	0	1	2
#4	1	0	1	2

Anoka County Highway Department
 Traffic Volume and Turning
 Movement Study

Date : 05/01/14


Count Number : TMC1405

Location : CSAH 78 (Hanson Blvd.)

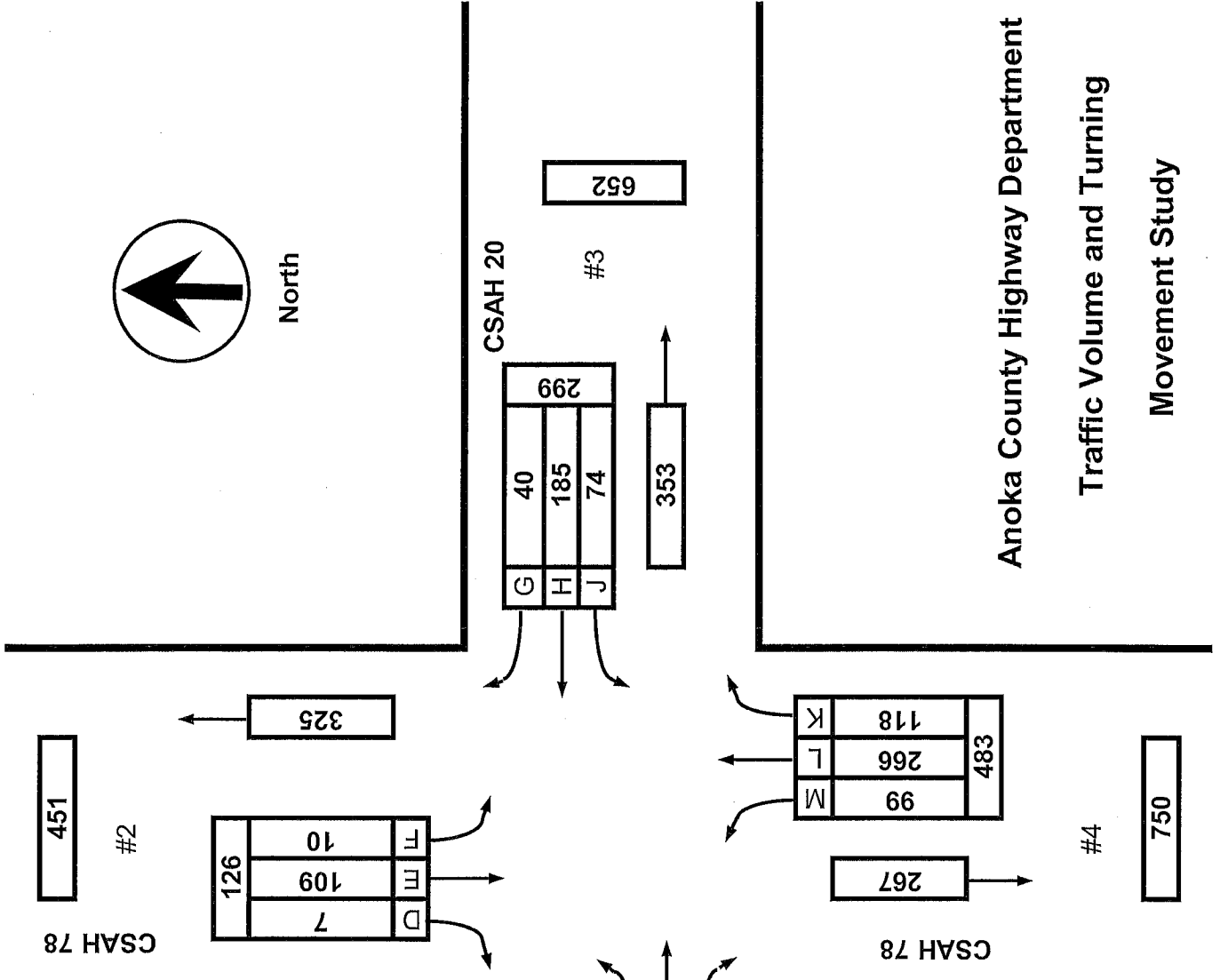
@ CSAH 20 (161st Ave.)

Collection Period : PM PEAK

Hour : 4:45 - 5:45 PM



North



	EXISTING LANES OF APPROACH			TOTAL
	RIGHT TURN LANE	LEFT TURN LANE	THRU LANES	
#1	1	0	1	2
#2	1	0	1	2
#3	1	0	1	2
#4	1	0	1	2

Anoka County Highway Department
 Traffic Volume and Turning
 Movement Study



Anoka County Highway Department

Traffic Engineering Section

Traffic Volume and Turning Movement Study

File Name : TMC 1405
 Site Code : 14050203
 Start Date : 05/01/2014
 Page No : 1

Weather: Cloudy and Cold
 Counter: DB-400
 Study Conducted By: Sam and Andrea

Groups Printed- Unshifted

Start Time	CSAH 78 Southbound					CSAH 20 Westbound					CSAH 78 Northbound					CSAH 20 Eastbound					Exclu. Total	Inclu. Total	Int. Total
	Left	Thru	Right	Heavy	App. Total	Left	Thru	Right	Heavy	App. Total	Left	Thru	Right	Heavy	App. Total	Left	Thru	Right	Heavy	App. Total			
06:30	3	66	1	4	70	24	49	0	1	73	11	12	7	1	30	1	26	19	2	46	8	219	227
06:45	6	67	5	1	78	18	52	6	0	76	13	11	10	1	34	1	34	26	3	61	5	249	254
Total	9	133	6	5	148	42	101	6	1	149	24	23	17	2	64	2	60	45	5	107	13	468	481
07:00	6	53	9	2	68	31	43	4	5	78	11	10	6	2	27	2	28	28	0	58	9	231	240
07:15	9	60	8	1	77	25	76	4	2	105	24	16	10	0	50	1	48	31	3	80	6	312	318
07:30	3	52	0	0	55	12	79	1	0	92	15	10	7	0	32	2	46	33	5	81	5	260	265
07:45	11	57	4	1	72	21	44	4	3	69	15	11	14	2	40	0	30	27	4	57	10	238	248
Total	29	222	21	4	272	89	242	13	10	344	65	47	37	4	149	5	152	119	12	276	30	1041	1071
08:00	8	37	4	1	49	28	33	2	8	63	21	14	16	4	51	3	23	47	12	73	25	236	261
08:15	1	34	2	1	37	18	46	3	2	67	15	10	7	4	32	1	30	12	1	43	8	179	187
*** BREAK ***																							
Total	9	71	6	2	86	46	79	5	10	130	36	24	23	8	83	4	53	59	13	116	33	415	448
*** BREAK ***																							
13:00	4	33	1	2	38	6	21	0	0	27	4	16	7	1	27	0	27	8	0	35	3	127	130
13:15	1	20	3	1	24	11	15	5	2	31	11	27	13	2	51	1	19	14	0	34	5	140	145
13:30	1	20	1	0	22	5	30	4	1	39	10	24	13	0	47	3	18	8	0	29	1	137	138
13:45	2	18	2	0	22	12	28	1	2	41	11	21	13	0	45	3	17	7	1	27	3	135	138
Total	8	91	7	3	106	34	94	10	5	138	36	88	46	3	170	7	81	37	1	125	12	539	551
*** BREAK ***																							
16:15	3	26	1	0	30	13	52	18	3	83	24	76	17	3	117	4	69	23	3	96	9	326	335
16:30	2	20	3	1	25	17	40	12	2	69	18	65	25	2	108	5	56	20	2	81	7	283	290
16:45	0	29	0	1	29	19	55	10	4	84	24	66	21	1	111	4	61	28	2	93	8	317	325
Total	5	75	4	2	84	49	147	40	9	236	66	207	63	6	336	13	186	71	7	270	24	926	950
17:00	1	30	2	0	33	21	40	7	2	68	21	56	34	1	111	5	51	22	0	78	3	290	293
17:15	5	27	3	0	35	19	45	13	2	77	32	70	37	2	139	4	64	21	3	89	7	340	347
17:30	4	23	2	1	29	15	45	10	5	70	22	74	26	2	122	6	49	13	0	68	8	289	297
17:45	1	25	4	2	30	19	37	9	1	65	25	68	18	1	111	10	40	16	2	66	6	272	278
Total	11	105	11	3	127	74	167	39	10	280	100	268	115	6	483	25	204	72	5	301	24	1191	1215
18:00	4	22	2	0	28	24	45	5	1	74	24	53	21	2	98	8	40	25	2	73	5	273	278
Grand Total	75	719	57	19	851	358	875	118	46	1351	351	710	322	31	1383	64	776	428	45	1268	141	4853	4994
Approch %	8.8	84.5	6.7			26.5	64.8	8.7			25.4	51.3	23.3			5	61.2	33.8					
Total %	1.5	14.8	1.2		17.5	7.4	18	2.4		27.8	7.2	14.6	6.6		28.5	1.3	16	8.8		26.1	2.8	97.2	

Start Time	CSAH 78 Southbound				CSAH 20 Westbound				CSAH 78 Northbound				CSAH 20 Eastbound				Int. Total
	Left	Thru	Right	App. Total	Left	Thru	Right	App. Total	Left	Thru	Right	App. Total	Left	Thru	Right	App. Total	
Peak Hour Analysis From 06:30 to 11:45 - Peak 1 of 1																	
Peak Hour for Entire Intersection Begins at 06:45																	
06:45	6	67	5	78	18	52	6	76	13	11	10	34	1	34	26	61	249
07:00	6	53	9	68	31	43	4	78	11	10	6	27	2	28	28	58	231
07:15	9	60	8	77	25	76	4	105	24	16	10	50	1	48	31	80	312
07:30	3	52	0	55	12	79	1	92	15	10	7	32	2	46	33	81	260
Total Volume	24	232	22	278	86	250	15	351	63	47	33	143	6	156	118	280	1052
% App. Total	8.6	83.5	7.9		24.5	71.2	4.3		44.1	32.9	23.1		2.1	55.7	42.1		
PHF	.667	.866	.611	.891	.694	.791	.625	.836	.656	.734	.825	.715	.750	.813	.894	.864	.843

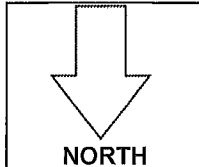


Anoka County Highway Department
 Traffic Engineering Section
 Traffic Volume and Turning Movement Study

File Name : TMC 1405
 Site Code : 14050203
 Start Date : 05/01/2014
 Page No : 2

Weather: Cloudy and Cold
 Counter: DB-400
 Study Conducted By: Sam and Andrea

Start Time	CSAH 78 Southbound				CSAH 20 Westbound				CSAH 78 Northbound				CSAH 20 Eastbound				Int. Total
	Left	Thru	Right	App. Total	Left	Thru	Right	App. Total	Left	Thru	Right	App. Total	Left	Thru	Right	App. Total	
Peak Hour Analysis From 12:00 to 18:00 - Peak 1 of 1																	
Peak Hour for Entire Intersection Begins at 16:45																	
16:45	0	29	0	29	19	55	10	84	24	66	21	111	4	61	28	93	317
17:00	1	30	2	33	21	40	7	68	21	56	34	111	5	51	22	78	290
17:15	5	27	3	35	19	45	13	77	32	70	37	139	4	64	21	89	340
17:30	4	23	2	29	15	45	10	70	22	74	26	122	6	49	13	68	289
Total Volume	10	109	7	126	74	185	40	299	99	266	118	483	19	225	84	328	1236
% App. Total	7.9	86.5	5.6		24.7	61.9	13.4		20.5	55.1	24.4		5.8	68.6	25.6		
PHF	.500	.908	.583	.900	.881	.841	.769	.890	.773	.899	.797	.869	.792	.879	.750	.882	.909



COUNT LOCATION: CSAH 78 (Hanson Blvd.)
@ CSAH 20 (161st Ave.)

DATE: 05/01/2014

APP. #1 = CSAH 20
APP. #2 = CSAH 78
APP. #3 = CSAH 20
APP. #4 = CSAH 78

APP. #2

APP. #1 APP. #3

APP. #4

HEAVY VEHICLE- ANY VEHICLE HAVING MORE THAN FOUR TIRES TOUCHING THE PAVEMENT

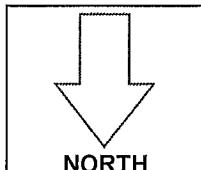
A. TRUCKS- A HEAVY VEHICLE INVOLVED PRIMARILY IN THE TRANSPORT OF GOODS OR IN THE DELIVERY OF A SERVICE.

B. RV- A HEAVY VEHICLE OPERATED BY A PRIVATE MOTORIST AND INVOLVED IN THE TRANSPORT OF RECREATIONAL EQUIPMENT OR FACILITIES.

C. BUSES- A HEAVY VEHICLE INVOLVED IN THE TRANSPORTATION OF GROUPS OF PEOPLE.

TIME	PEDESTRIANS					HEAVY VEHICLES		
	APP. #1	APP. #2	APP. #3	APP. #4	15 MIN TOT	TRUCKS	RV	BUS
6:00-6:15AM								
6:15-6:30								
6:30-6:45						6		1
6:45-7:00						2		3
HOURLY TOTAL						HOURLY TOTAL		12
7:00-7:15						1		8
7:15-7:30						5		2
7:30-7:45						1		3
7:45-8:00						4		6
HOURLY TOTAL						HOURLY TOTAL		30
8:00-8:15						2		23
8:15-8:30						4		4
8:30-8:45								
8:45-9:00								
HOURLY TOTAL						HOURLY TOTAL		33
9:00-9:15								
9:15-9:30								
9:30-9:45								
9:45-10:00								
HOURLY TOTAL						HOURLY TOTAL		
10:00-10:15								
10:15-10:30								
10:30-10:45								
10:45-11:00								
HOURLY TOTAL						HOURLY TOTAL		
11:00-11:15								
11:15-11:30								
11:30-11:45								
11:45-12:00								
HOURLY TOTAL						HOURLY TOTAL		
12:00-12:15								
12:15-12:30								
12:30-12:45								
12:45-1:00								
HOURLY TOTAL						HOURLY TOTAL		
1:00-1:15						3		
1:15-1:30						5		
1:30-1:45						1		
1:45-2:00						2		1
HOURLY TOTAL						HOURLY TOTAL		12
					TOTAL		TOTAL	87

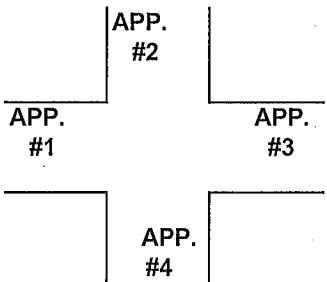
1
2
3
4
5
6
7
8
9
10
11
12
13
14
15
16
17
18
19
20
21
22
23
24
25
26
27
28
29
30
31
32



COUNT LOCATION: CSAH 78 (Hanson Blvd.)
@ CSAH 20 (161st Ave.)

DATE: 05/01/2014

NORTH
APP. #1 = CSAH 20
APP. #2 = CSAH 78
APP. #3 = CSAH 20
APP. #4 = CSAH 78



HEAVY VEHICLE- ANY VEHICLE HAVING MORE THAN FOUR TIRES TOUCHING THE PAVEMENT

A. TRUCKS- A HEAVY VEHICLE INVOLVED PRIMARILY IN THE TRANSPORT OF GOODS OR IN THE DELIVERY OF A SERVICE.

B. RV- A HEAVY VEHICLE OPERATED BY A PRIVATE MOTORIST AND INVOLVED IN THE TRANSPORT OF RECREATIONAL EQUIPMENT OR FACILITIES.

C. BUSES- A HEAVY VEHICLE INVOLVED IN THE TRANSPORTATION OF GROUPS OF PEOPLE.

TIME	PEDESTRIANS					HEAVY VEHICLES		
	APP. #1	APP. #2	APP. #3	APP. #4	15 MIN TOT	TRUCKS	RV	BUS
2:00-2:15PM								
2:15-2:30								
2:30-2:45								
2:45-3:00								
HOURLY TOTAL						HOURLY TOTAL		
3:00-3:15								
3:15-3:30								
3:30-3:45								
3:45-4:00								
HOURLY TOTAL						HOURLY TOTAL		
4:00-4:15								
4:15-4:30						3		6
4:30-4:45						3		4
4:45-5:00						4		4
HOURLY TOTAL						HOURLY TOTAL		24
5:00-5:15						1		2
5:15-5:30						4		3
5:30-5:45						3		4
5:45-6:00						5		1
HOURLY TOTAL						HOURLY TOTAL		23
6:00-6:15						3		2
6:15-6:30								
6:30-6:45								
6:45-7:00								
HOURLY TOTAL						HOURLY TOTAL		5
7:00-7:15								
7:15-7:30								
7:30-7:45								
7:45-8:00								
HOURLY TOTAL						HOURLY TOTAL		
8:00-8:15								
8:15-8:30								
8:30-8:45								
8:45-9:00								
HOURLY TOTAL						HOURLY TOTAL		
9:00-9:15								
9:15-9:30								
9:30-9:45								
9:45-10:00								
HOURLY TOTAL						HOURLY TOTAL		
					TOTAL		TOTAL	139

1
2
3
4
5
6
7
8
9
10
11
12
13
14
15
16
17
18
19
20
21
22
23
24
25
26
27
28
29
30
31
32