


Date : 07/09/14

Count Number : TMC1409

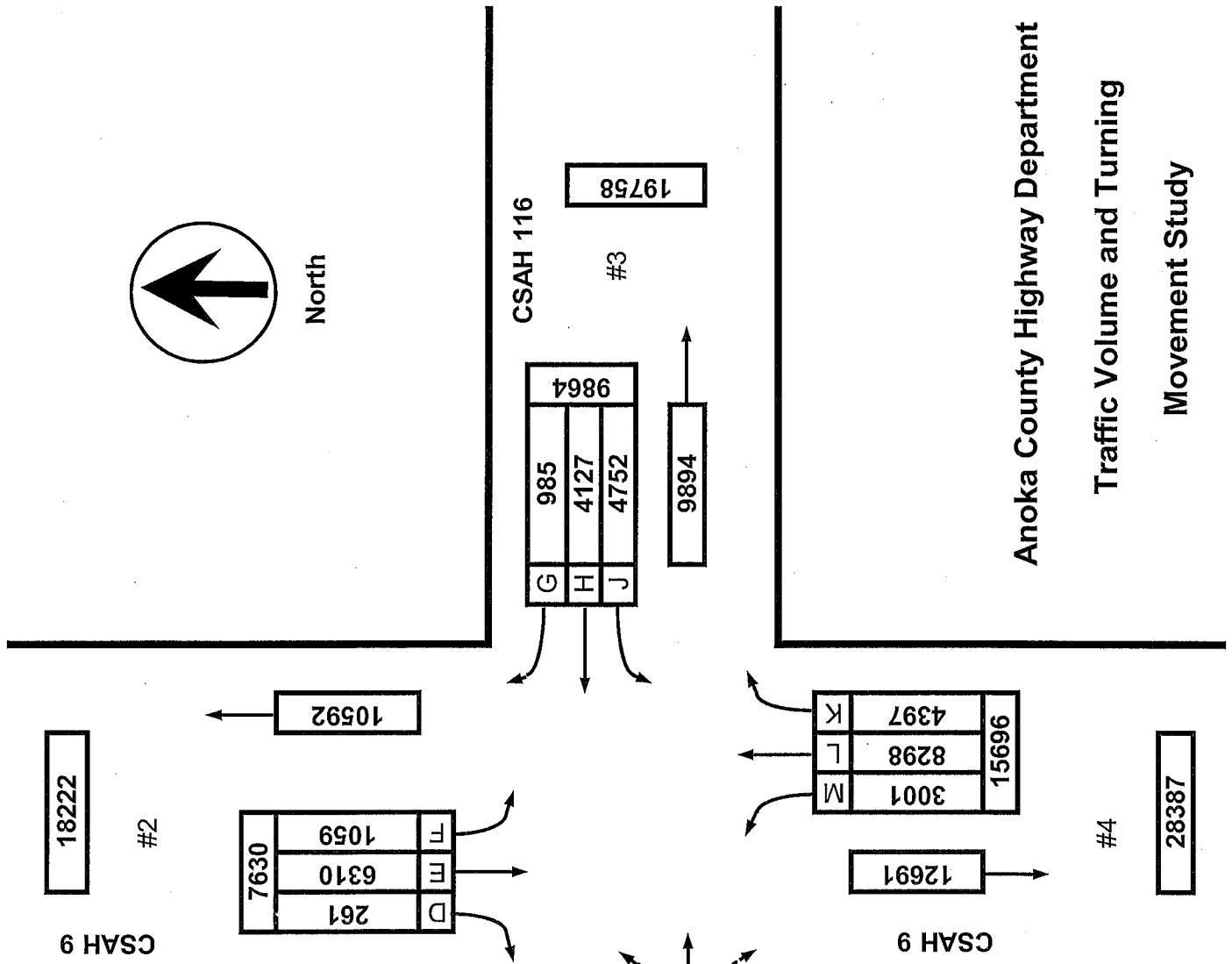
Location : CSAH 116 (Bunker Lake Blvd.)

@ CSAH 9 (Round Lake Blvd.)

Collection Period : 6 AM - 10 PM



North



EXISTING LANES OF APPROACH				
	RIGHT TURN LANE	LEFT TURN LANE	THRU LANES	TOTAL
#1	1	1	2	4
#2	1	2	2	5
#3	1	2	2	5
#4	1	2	2	5

Anoka County Highway Department  
 Traffic Volume and Turning  
 Movement Study

Date : 07/09/14


Count Number : TMC1409

Location : CSAH 116 (Bunker Lake Blvd.)

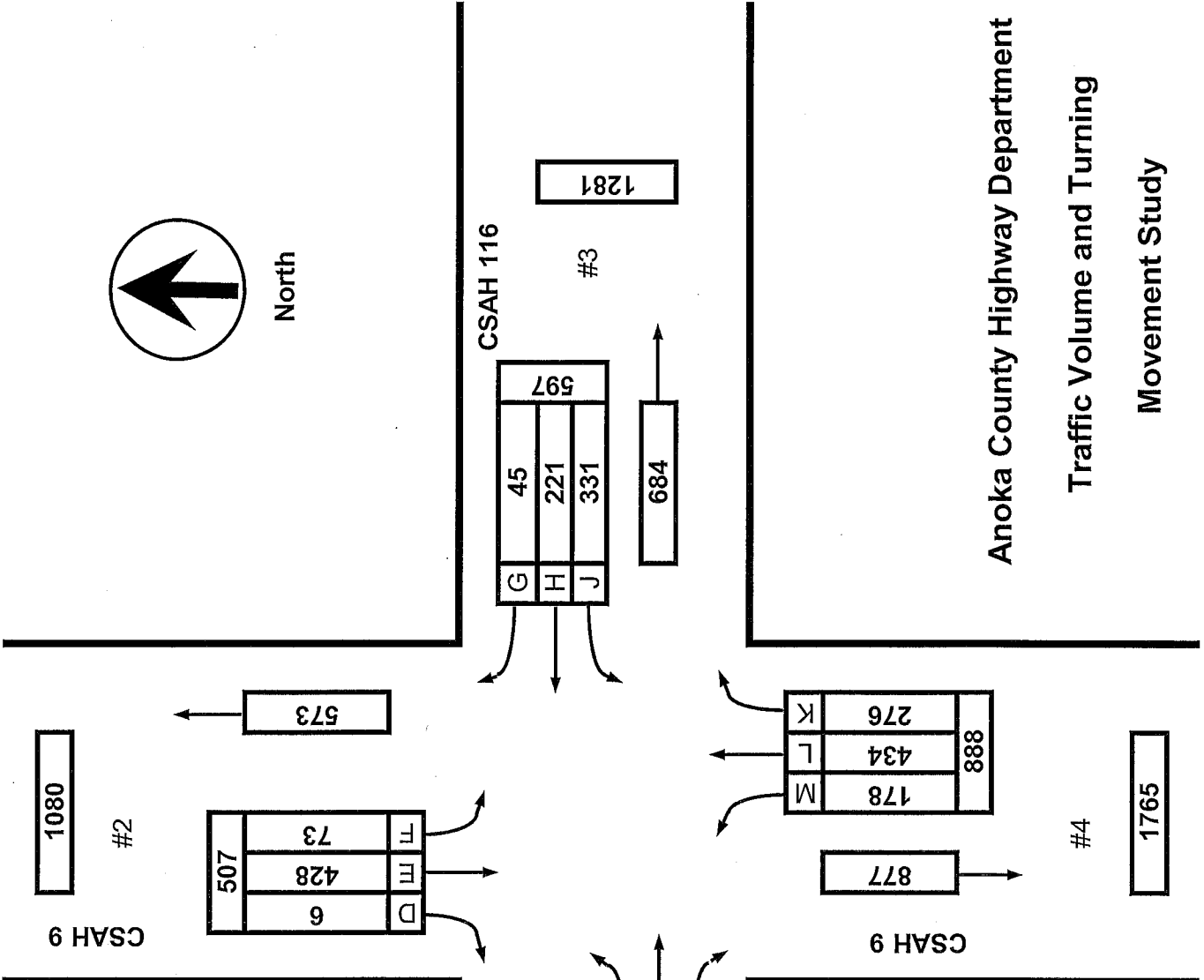
@ CSAH 9 (Round Lake Blvd.)

Collection Period : AM PEAK

Hour : 11:00 - 12:00 PM



North



Anoka County Highway Department  
 Traffic Volume and Turning  
 Movement Study

	EXISTING LANES OF APPROACH			TOTAL
	RIGHT TURN LANE	LEFT TURN LANE	THRU LANES	
#1	1	1	2	4
#2	1	2	2	5
#3	1	2	2	5
#4	1	2	2	5

Date : 06/24/14


Count Number : TMC1409

Location : CSAH 116 (Bunker Lake Blvd.)

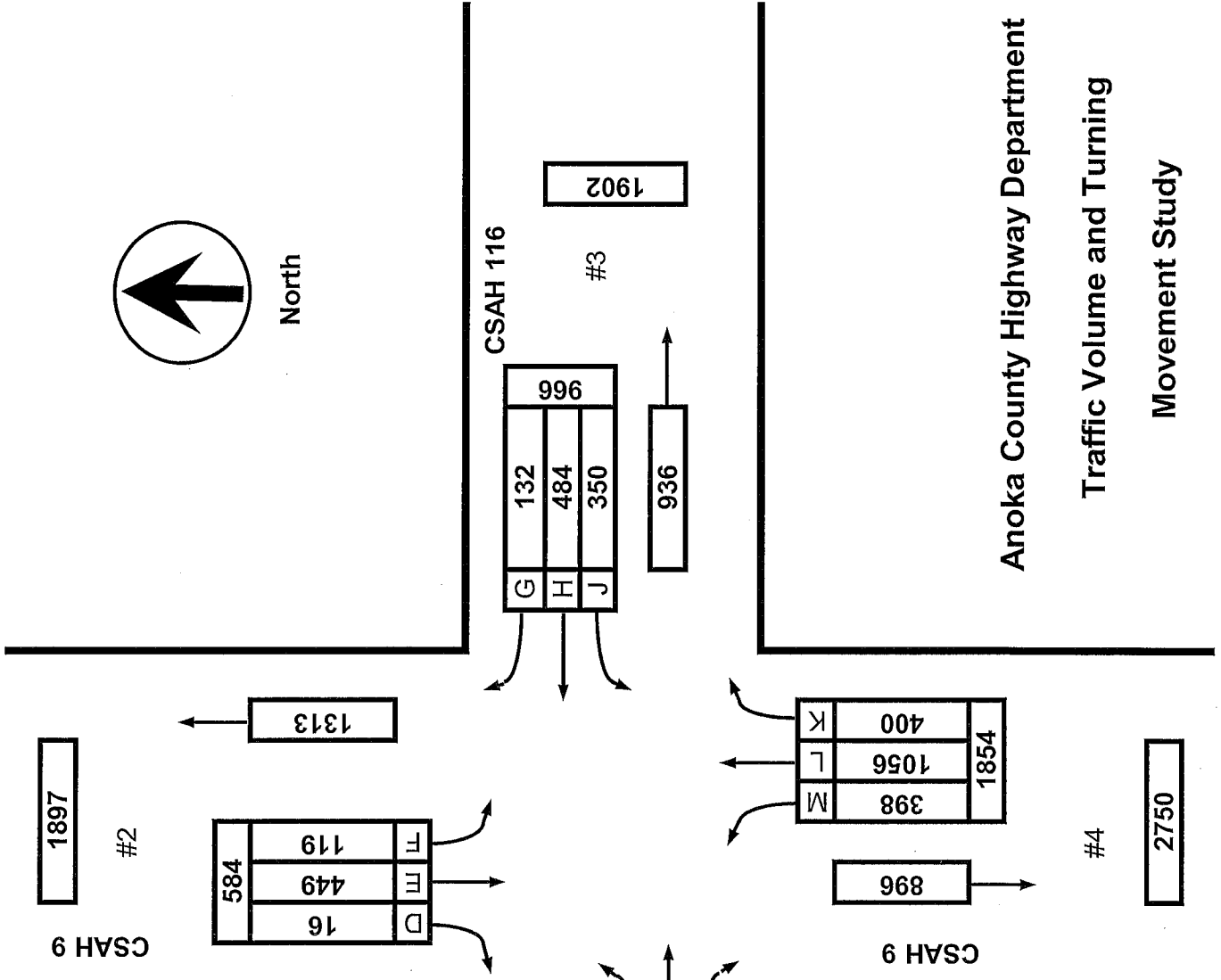
@ CSAH 9 (Round Lake Blvd.)

Collection Period : PM PEAK

Hour : 4:45 - 5:45 PM



North



EXISTING LANES OF APPROACH				TOTAL
	RIGHT TURN LANE	LEFT TURN LANE	THRU LANES	
#1	1	1	2	4
#2	1	2	2	5
#3	1	2	2	5
#4	1	2	2	5

Anoka County Highway Department  
 Traffic Volume and Turning  
 Movement Study



# Anoka County Highway Department

## Traffic Engineering Section

### Traffic Volume and Turning Movement Study

Default Comments

Weather: Warm and PCloudy

Counter: DB-400

Study Conducted By: Jack and Steven

File Name : TMC 1409

Site Code : 14090202

Start Date : 06/24/2014

Page No : 1

#### Groups Printed- Unshifted

Start Time	CSAH 9 Southbound					CSAH 116 Westbound					CSAH 9 Northbound					CSAH 116 Eastbound					Exclu. Total	Inclu. Total	Int. Total
	Left	Thru	Right	Heavy	App. Total	Left	Thru	Right	Heavy	App. Total	Left	Thru	Right	Heavy	App. Total	Left	Thru	Right	Heavy	App. Total			
06:00	7	142	0	4	149	54	13	2	3	69	3	12	13	1	28	6	36	16	1	58	9	304	313
06:15	4	208	1	11	213	52	31	0	0	83	8	26	17	6	51	8	51	34	1	93	18	440	458
06:30	12	260	2	7	274	67	45	1	2	113	6	32	20	3	58	9	39	30	4	78	16	523	539
06:45	11	233	2	5	246	80	50	4	11	134	1	34	28	4	63	3	72	31	0	106	20	549	569
Total	34	843	5	27	882	253	139	7	16	399	18	104	78	14	200	26	198	111	6	335	63	1816	1879
07:00	12	162	0	2	174	67	50	4	3	121	7	53	25	3	85	17	68	36	2	121	10	501	511
07:15	20	184	0	5	204	78	50	2	4	130	11	47	25	5	83	14	69	35	2	118	16	535	551
07:30	19	146	0	3	165	82	77	6	4	165	16	50	31	1	97	18	65	37	3	120	11	547	558
07:45	7	157	4	5	168	91	68	10	16	169	20	49	35	10	104	20	71	36	5	127	36	568	604
Total	58	649	4	15	711	318	245	22	27	585	54	199	116	19	369	69	273	144	12	486	73	2151	2224
08:00	16	90	1	6	107	61	46	7	13	114	11	38	30	11	79	12	73	28	10	113	40	413	453
08:15	4	110	0	4	114	52	52	3	3	107	19	46	37	5	102	18	55	24	2	97	14	420	434
08:30	19	115	0	3	134	57	46	8	4	111	12	45	28	7	85	12	60	15	10	87	24	417	441
08:45	14	95	2	6	111	55	52	4	2	111	24	54	36	4	114	26	70	21	7	117	19	453	472
Total	53	410	3	19	466	225	196	22	22	443	66	183	131	27	380	68	258	88	29	414	97	1703	1800
09:00	10	86	1	2	97	60	36	4	5	100	12	77	29	5	118	22	59	25	4	106	16	421	437
09:15	12	70	1	4	83	54	47	11	5	112	20	74	45	5	139	14	67	17	4	98	18	432	450
09:30	14	93	1	5	108	65	50	5	5	120	26	43	42	6	111	9	71	26	5	106	21	445	466
09:45	18	100	6	3	124	65	46	14	5	125	29	60	39	5	128	16	62	18	5	96	18	473	491
Total	54	349	9	14	412	244	179	34	20	457	87	254	155	21	496	61	259	86	18	406	73	1771	1844
10:00	11	41	0	1	52	46	35	4	1	85	23	90	93	12	206	19	62	33	11	114	25	457	482
10:15	18	97	0	5	115	62	45	4	12	111	25	95	73	8	193	14	82	32	5	128	30	547	577
10:30	15	92	5	7	112	61	45	11	4	117	32	112	71	4	215	31	87	31	5	149	20	593	613
10:45	17	110	3	4	130	81	50	10	16	141	37	110	71	9	218	35	64	44	6	143	35	632	667
Total	61	340	8	17	409	250	175	29	33	454	117	407	308	33	832	99	295	140	27	534	110	2229	2339
11:00	23	85	1	3	109	75	69	13	20	157	34	101	56	11	191	25	69	30	13	124	47	581	628
11:15	14	91	4	4	109	76	53	6	5	135	62	101	61	12	224	17	105	23	13	145	34	613	647
11:30	18	124	0	3	142	94	47	12	4	153	40	131	89	6	260	24	70	39	13	133	26	688	714
11:45	18	128	1	4	147	86	52	14	5	152	42	101	70	7	213	28	91	26	11	145	27	657	684
Total	73	428	6	14	507	331	221	45	34	597	178	434	276	36	888	94	335	118	50	547	134	2539	2673
12:00	10	103	2	3	115	83	48	16	5	147	44	134	83	1	261	29	53	11	1	93	10	616	626
12:15	12	92	2	3	106	91	47	9	13	147	62	137	67	4	266	34	78	44	8	156	28	675	703
12:30	30	107	3	8	140	77	50	14	9	141	48	153	77	6	278	44	75	21	8	140	31	699	730
12:45	25	109	1	5	135	121	82	26	4	229	46	136	61	3	243	29	77	17	4	123	16	730	746
Total	77	411	8	19	496	372	227	65	31	664	200	580	288	14	1048	136	283	93	21	512	85	2720	2805
13:00	24	138	4	3	166	76	49	12	3	137	54	183	88	6	325	35	68	35	12	138	24	766	790
13:15	10	98	1	3	109	118	95	12	11	225	60	158	89	6	307	24	77	33	7	134	27	775	802
13:30	16	47	0	1	63	45	40	8	2	93	90	195	111	4	396	32	58	35	3	125	10	677	687
13:45	16	90	6	2	112	65	55	9	5	129	75	181	104	10	360	30	70	36	2	136	19	737	756
Total	66	373	11	9	450	304	239	41	21	584	279	717	392	26	1388	121	273	139	24	533	80	2955	3035
14:00	17	73	6	4	96	94	72	22	4	188	39	139	93	3	271	23	77	23	4	123	15	678	693
14:15	20	92	7	3	119	100	49	17	7	166	55	153	102	6	310	24	68	25	6	117	22	712	734
14:30	7	90	10	1	107	94	72	21	2	187	66	167	66	2	299	12	72	24	1	108	6	701	707
14:45	21	90	10	4	121	96	68	18	5	182	55	182	102	0	339	8	45	26	3	79	12	721	733
Total	65	345	33	12	443	384	261	78	18	723	215	641	363	11	1219	67	262	98	14	427	55	2812	2867
15:00	8	84	7	4	99	92	89	22	6	203	67	194	84	2	345	17	75	21	5	113	17	760	777
15:15	21	92	6	6	119	84	76	13	2	173	58	176	65	6	299	17	76	23	1	116	15	707	722
15:30	33	84	11	1	128	69	80	23	5	172	47	173	25	4	245	15	70	19	3	104	13	649	662
15:45	16	94	9	2	119	62	111	28	6	201	50	171	43	2	264	15	92	17	1	124	11	708	719
Total	78	354	33	13	465	307	356	86	19	749	222	714	217	14	1153	64	313	80	10	457	56	2824	2880
16:00	33	70	19	2	122	86	89	36	4	211	88	243	115	2	446	28	96	21	4	145	12	924	936
16:15	32	80	10	2	122	71	115	28	5	214	102	226	123	2	451	19	108	29	3	156	12	943	955
16:30	20	82	5	2	107	83	117	37	3	237	80	216	108	0	404	26	110	23	2	159	7	907	914
16:45	29	103	4	1	136	76	118	22	4	216	86	290	121	6	497	29	105	27	3	161	14	1010	1024
Total	114	335	38	7	487	316	439	123	16	878	356	975	467	10	1798	102	419	100	12	621	45	3784	3829
17:00	29	110	4	2	143	82	138	44	2	264	96	254	113	2	463	37	114	19	1	170	7	1040	1047
17:15	32	113	5	0	150	100	114	30	10	244	110	259	89	4	458	27	103	22	1	152	15	1004	1019
17:30	29	123	3	2	155	92	114	36	1	242	106	253	77	3	436	32	95	29	2	156	8	989	997



# Anoka County Highway Department

## Traffic Engineering Section

### Traffic Volume and Turning Movement Study

Default Comments  
 Weather: Warm and PCloudy  
 Counter: DB-400  
 Study Conducted By: Jack and Steven

File Name : TMC 1409  
 Site Code : 14090202  
 Start Date : 06/24/2014  
 Page No : 2

#### Groups Printed- Unshifted

Start Time	CSAH 9 Southbound					CSAH 116 Westbound					CSAH 9 Northbound					CSAH 116 Eastbound					Exclu. Total	Inclu. Total	Int. Total
	Left	Thru	Right	Heavys	App. Total	Left	Thru	Right	Heavys	App. Total	Left	Thru	Right	Heavys	App. Total	Left	Thru	Right	Heavys	App. Total			
17:45	16	89	6	0	111	90	98	49	2	237	79	217	117	3	413	26	104	26	2	156	7	917	924
Total	106	435	18	4	559	364	464	159	15	987	391	983	396	12	1770	122	416	96	6	634	37	3950	3987
18:00	24	88	8	0	120	102	100	31	6	233	89	233	98	1	420	26	89	22	2	137	9	910	919
18:15	22	81	6	2	109	92	86	25	1	203	61	180	94	0	335	21	92	16	1	129	4	776	780
18:30	22	87	4	0	113	79	61	20	0	160	61	181	86	4	328	18	76	24	1	118	5	719	724
18:45	10	86	8	0	104	66	60	14	1	140	55	136	98	1	289	20	66	23	2	109	4	642	646
Total	78	342	26	2	446	339	307	90	8	736	266	730	376	6	1372	85	323	85	6	493	22	3047	3069
19:00	18	67	5	1	90	73	45	17	1	135	57	142	73	0	272	21	70	20	1	111	3	608	611
19:15	16	95	6	3	117	64	70	18	1	152	50	122	76	1	248	19	55	28	0	102	5	619	624
19:30	9	65	7	1	81	95	80	18	0	193	40	127	82	0	249	19	35	19	1	73	2	596	598
19:45	8	75	5	1	88	65	30	21	0	116	56	124	75	0	255	21	52	24	1	97	2	556	558
Total	51	302	23	6	376	297	225	74	2	596	203	515	306	1	1024	80	212	91	3	383	12	2379	2391
20:00	18	73	3	0	94	73	83	11	3	167	47	126	90	3	263	22	51	30	0	103	6	627	633
20:15	15	43	7	1	65	59	71	14	3	144	59	117	85	1	261	13	69	26	0	108	5	578	583
20:30	7	54	7	1	68	70	54	16	1	140	49	95	64	0	208	19	40	27	1	86	3	502	505
20:45	13	53	8	0	74	91	45	12	2	148	42	126	75	3	243	15	44	23	2	82	7	547	554
Total	53	223	25	2	301	293	253	53	9	599	197	464	314	7	975	69	204	106	3	379	21	2254	2275
21:00	19	48	3	0	70	42	75	15	1	132	52	112	59	0	223	13	50	19	0	82	1	507	508
21:15	6	52	5	0	63	43	53	13	0	109	45	114	70	1	229	14	24	11	0	49	1	450	451
21:30	8	32	2	0	42	33	35	16	0	84	34	107	43	0	184	10	16	18	3	44	3	354	357
21:45	5	39	1	1	45	37	38	13	0	88	21	85	42	0	148	9	25	6	0	40	1	321	322
Total	38	171	11	1	220	155	201	57	1	413	152	418	214	1	784	46	115	54	3	215	6	1632	1638
Grand Total	1059	6310	261	181	7630	4752	4127	985	292	9864	3001	8298	4397	252	15696	1309	4438	1629	244	7376	969	40566	41535
Apprch %	13.9	82.7	3.4			48.2	41.8	10			19.1	52.9	28			17.7	60.2	22.1					
Total %	2.6	15.6	0.6		18.8	11.7	10.2	2.4		24.3	7.4	20.5	10.8		38.7	3.2	10.9	4		18.2	2.3	97.7	

Start Time	CSAH 9 Southbound				CSAH 116 Westbound				CSAH 9 Northbound				CSAH 116 Eastbound				Int. Total
	Left	Thru	Right	App. Total	Left	Thru	Right	App. Total	Left	Thru	Right	App. Total	Left	Thru	Right	App. Total	
Peak Hour Analysis From 06:00 to 11:45 - Peak 1 of 1																	
Peak Hour for Entire Intersection Begins at 11:00																	
11:00	23	85	1	109	75	69	13	157	34	101	56	191	25	69	30	124	581
11:15	14	91	4	109	76	53	6	135	62	101	61	224	17	105	23	145	613
11:30	18	124	0	142	94	47	12	153	40	131	89	260	24	70	39	133	688
11:45	18	128	1	147	86	52	14	152	42	101	70	213	28	91	26	145	657
Total Volume	73	428	6	507	331	221	45	597	178	434	276	888	94	335	118	547	2539
% App. Total	14.4	84.4	1.2		55.4	37	7.5		20	48.9	31.1		17.2	61.2	21.6		
PHF	.793	.836	.375	.862	.880	.801	.804	.951	.718	.828	.775	.854	.839	.798	.756	.943	.923

Peak Hour Analysis From 12:00 to 21:45 - Peak 1 of 1																	
Peak Hour for Entire Intersection Begins at 16:45																	
16:45	29	103	4	136	76	118	22	216	86	290	121	497	29	105	27	161	1010
17:00	29	110	4	143	82	138	44	264	96	254	113	463	37	114	19	170	1040
17:15	32	113	5	150	100	114	30	244	110	259	89	458	27	103	22	152	1004
17:30	29	123	3	155	92	114	36	242	106	253	77	436	32	95	29	156	989
Total Volume	119	449	16	584	350	484	132	966	398	1056	400	1854	125	417	97	639	4043
% App. Total	20.4	76.9	2.7		36.2	50.1	13.7		21.5	57	21.6		19.6	65.3	15.2		
PHF	.930	.913	.800	.942	.875	.877	.750	.915	.905	.910	.826	.933	.845	.914	.836	.940	.972



**ANOKA COUNTY HIGHWAY  
PC-WARRANTS  
TRAFFIC SIGNAL WARRANT ANALYSIS**

Study Name : TMC 1409  
Study Date : 07/18/14  
Page No. : 1

**Signal Warrants - Summary**

**Major Street Approaches**

**Northbound: CSAH 9**  
Number of Lanes: 2  
85% Speed > 40 MPH.  
Total Approach Volume: 15,696

**Southbound: CSAH 9**  
Number of Lanes: 2  
85% Speed > 40 MPH.  
Total Approach Volume: 7,630

**Minor Street Approaches**

**Eastbound: CSAH 116**  
Number of Lanes: 2  
Total Approach Volume: 7,376

**Westbound: CSAH 116**  
Number of Lanes: 2  
Total Approach Volume: 9,864

**Warrant Summary (Rural values apply.)**

<b>Warrant 1 - Eight Hour Vehicular Volumes</b> .....	<b>Satisfied</b>
<b>Warrant 1A - Minimum Vehicular Volume</b> ..... <b>Satisfied</b>	
Required volumes reached for 16 hours, 8 are needed	
<b>Warrant 1B - Interruption of Continuous Traffic</b> ..... <b>Satisfied</b>	
Required volumes reached for 16 hours, 8 are needed	
<b>Warrant 1 A&amp;B - Combination of Warrants</b> ..... <b>Satisfied</b>	
Required volumes reached for 16 hours, 8 are needed	
<b>Warrant 2 - Four Hour Volumes</b> .....	<b>Satisfied</b>
Number of hours (16) volumes exceed minimum >= minimum required (4).	
<b>Warrant 3 - Peak Hour</b> .....	<b>Satisfied</b>
<b>Warrant 3A - Peak Hour Delay</b> ..... <b>Satisfied</b>	
Number of hours (63) volumes exceed minimum >= required (1). Delay data not evaluated.	
<b>Warrant 3B - Peak Hour Volumes</b> ..... <b>Satisfied</b>	
Volumes exceed minimums for at least one hour.	
<b>Warrant 4 - Pedestrian Volumes</b> .....	<b>Not Evaluated</b>
<b>Warrant 5 - School Crossing</b> .....	<b>Not Evaluated</b>
<b>Warrant 6 - Coordinated Signal System</b> .....	<b>Not Evaluated</b>
<b>Warrant 7 - Crash Experience</b> .....	<b>Not Evaluated</b>
<b>Warrant 8 - Roadway Network</b> .....	<b>Not Evaluated</b>
<b>Warrant 9 - Intersection Near a Grade Crossing</b> .....	<b>Not Evaluated</b>

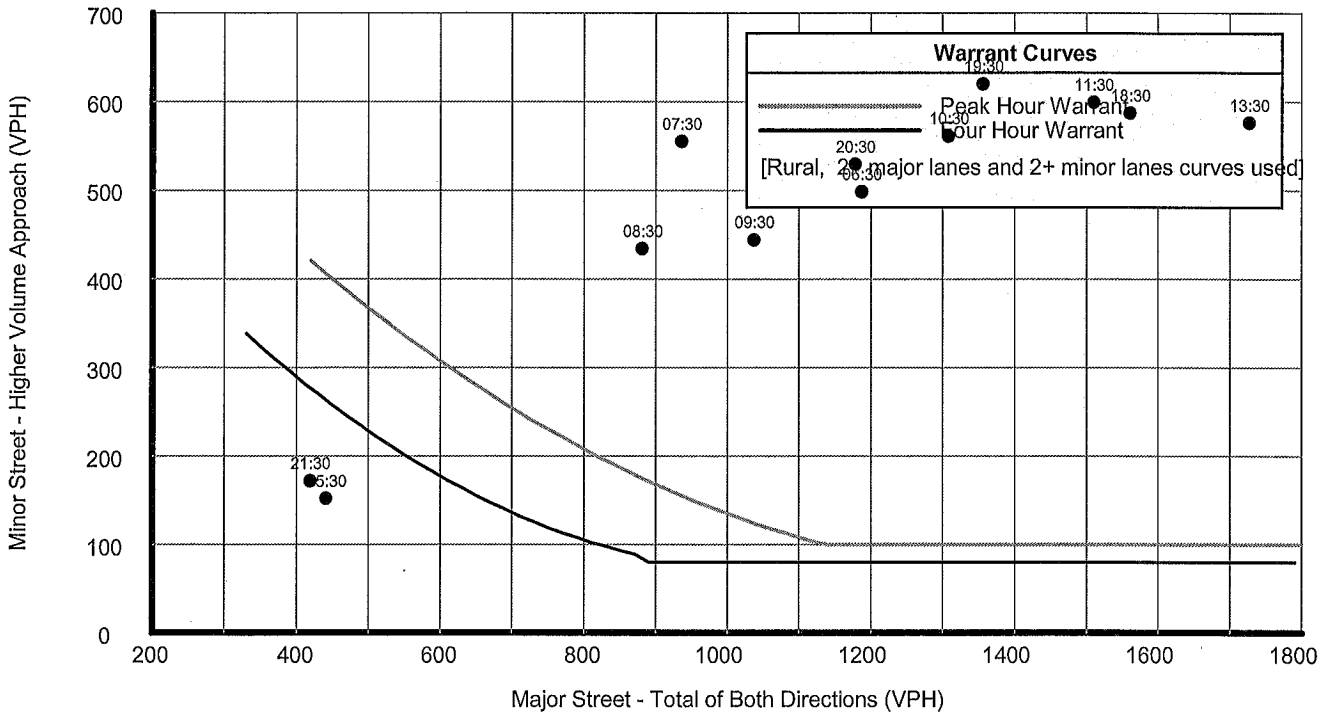


# ANOKA COUNTY HIGHWAY PC-WARRANTS TRAFFIC SIGNAL WARRANT ANALYSIS

16:30  
●  
17:30  
●

Study Name : TMC 1409  
Study Date : 07/18/14  
Page No. : 2

## Signal Warrants - Summary



### Analysis of 8-Hour Volume Warrants:

War 1A-Minimum Volume

War 1B-Interruption of Traffic

War 1C-Combination of Warrants

Hour Begin	Major Total	Minor Vol Dir	Maj 420	Min 140	Hour Begin	Major Total	Minor Vol Dir	Maj 630	Min 70	Hour Begin	Major Total	Minor Vol Dir	Maj 504	Min 112
16:30	2,358	961 W	Yes	Yes	16:45	2,438	966 W	Yes	Yes	16:45	2,438	966 W	Yes	Yes
17:30	2,099	915 W	Yes	Yes	15:45	2,035	863 W	Yes	Yes	15:45	2,035	863 W	Yes	Yes
15:30	1,897	798 W	Yes	Yes	17:45	1,949	833 W	Yes	Yes	17:45	1,949	833 W	Yes	Yes
14:30	1,728	745 W	Yes	Yes	12:45	1,744	684 W	Yes	Yes	12:45	1,744	684 W	Yes	Yes
13:30	1,727	576 W	Yes	Yes	14:45	1,695	730 W	Yes	Yes	14:45	1,695	730 W	Yes	Yes
12:30	1,703	732 W	Yes	Yes	13:45	1,674	670 W	Yes	Yes	13:45	1,674	670 W	Yes	Yes
18:30	1,561	587 W	Yes	Yes	11:45	1,526	587 W	Yes	Yes	11:45	1,526	587 W	Yes	Yes
11:30	1,510	599 W	Yes	Yes	18:45	1,450	620 W	Yes	Yes	18:45	1,450	620 W	Yes	Yes
19:30	1,356	620 W	Yes	Yes	10:45	1,383	586 W	Yes	Yes	10:45	1,383	586 W	Yes	Yes
10:30	1,308	561 EB	Yes	Yes	19:45	1,302	567 W	Yes	Yes	19:45	1,302	567 W	Yes	Yes
06:30	1,187	498 W	Yes	Yes	09:45	1,145	487 EB	Yes	Yes	09:45	1,145	487 EB	Yes	Yes
20:30	1,178	529 W	Yes	Yes	20:45	1,128	473 W	Yes	Yes	20:45	1,128	473 W	Yes	Yes
09:30	1,037	444 EB	Yes	Yes	06:45	1,117	550 W	Yes	Yes	06:45	1,117	550 W	Yes	Yes
07:30	936	555 W	Yes	Yes	07:45	893	501 W	Yes	Yes	07:45	893	501 W	Yes	Yes
08:30	881	434 W	Yes	Yes	08:45	881	443 W	Yes	Yes	08:45	881	443 W	Yes	Yes
05:30	441	152 W	Yes	Yes	05:45	773	265 W	Yes	Yes	05:45	773	265 W	Yes	Yes
21:30	419	172 W	No	Yes	05:30	441	152 W	No	Yes	05:30	441	152 W	No	Yes
21:45	193	88 W	No	No	21:45	193	88 W	No	Yes	21:45	193	88 W	No	No
05:15	177	69 W	No	No	05:15	177	69 W	No	No	05:15	177	69 W	No	No
22:45	0	0 W	No	No	22:45	0	0 W	No	No	22:45	0	0 W	No	No
22:30	0	0 W	No	No	22:30	0	0 W	No	No	22:30	0	0 W	No	No
22:15	0	0 W	No	No	22:15	0	0 W	No	No	22:15	0	0 W	No	No
22:00	0	0 W	No	No	22:00	0	0 W	No	No	22:00	0	0 W	No	No
05:00	0	0 W	No	No	05:00	0	0 W	No	No	05:00	0	0 W	No	No



# ANOKA COUNTY HIGHWAY PC-WARRANTS TRAFFIC SIGNAL WARRANT ANALYSIS

Study Name : TMC 1409  
Study Date : 07/18/14  
Page No. : 1

## Multi-Way Stop Warrant Report

### Major Street Approaches

**Northbound: CSAH 9**  
Total Approach Volume: 15,696  
85% Speed > 40 MPH.

**Southbound: CSAH 9**  
Total Approach Volume: 7,630  
85% Speed > 40 MPH.

### Minor Street Approaches

**Eastbound: CSAH 116**  
Total Approach Volume: 7,376

**Westbound: CSAH 116**  
Total Approach Volume: 9,864

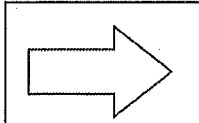
### Warrant Summary

- Criteria A - Interim Measure** ..... **Not Evaluated**  
If traffic signals are justified, stop signs can be installed as an interim measure.
- Criteria B - Crash Experience** ..... **Not Evaluated**
- Criteria C - Minimum Volumes and Delays** ..... **Satisfied**  
Delay data not evaluated  
Required volumes reached for 17 hours, 8 are needed
- Criteria D - 80% of Volumes, Delays, and Crashes** ..... **Not Evaluated**  
Delay data not evaluated  
Number of crashes (-1) is less than the minimum required (4).  
Required volumes reached for 0 hours, 8 are needed

### Analysis of 8-Hour Volume Warrants:

Time	Major		Crit C			Crit D		
	Total	Minor Total	Major	Minor Crit	Meets?	Major Crit	Minor Crit	Meets?
05:30 - 06:30	441	303	210-Yes	140-Yes	Both	240-Yes	160-Yes	Both
06:30 - 07:30	1,187	921	210-Yes	140-Yes	Both	240-Yes	160-Yes	Both
07:30 - 08:30	936	1,012	210-Yes	140-Yes	Both	240-Yes	160-Yes	Both
08:30 - 09:30	881	842	210-Yes	140-Yes	Both	240-Yes	160-Yes	Both
09:30 - 10:30	1,037	885	210-Yes	140-Yes	Both	240-Yes	160-Yes	Both
10:30 - 11:30	1,308	1,111	210-Yes	140-Yes	Both	240-Yes	160-Yes	Both
11:30 - 12:30	1,510	1,126	210-Yes	140-Yes	Both	240-Yes	160-Yes	Both
12:30 - 13:30	1,703	1,267	210-Yes	140-Yes	Both	240-Yes	160-Yes	Both
13:30 - 14:30	1,727	1,077	210-Yes	140-Yes	Both	240-Yes	160-Yes	Both
14:30 - 15:30	1,728	1,161	210-Yes	140-Yes	Both	240-Yes	160-Yes	Both
15:30 - 16:30	1,897	1,327	210-Yes	140-Yes	Both	240-Yes	160-Yes	Both
16:30 - 17:30	2,358	1,603	210-Yes	140-Yes	Both	240-Yes	160-Yes	Both
17:30 - 18:30	2,099	1,493	210-Yes	140-Yes	Both	240-Yes	160-Yes	Both
18:30 - 19:30	1,561	1,027	210-Yes	140-Yes	Both	240-Yes	160-Yes	Both
19:30 - 20:30	1,356	1,001	210-Yes	140-Yes	Both	240-Yes	160-Yes	Both
20:30 - 21:30	1,178	828	210-Yes	140-Yes	Both	240-Yes	160-Yes	Both
21:30 - 22:30	419	256	210-Yes	140-Yes	Both	240-Yes	160-Yes	Both
00:00 - 01:00	0	0	210-No	140-No	No	240-No	160-No	No
00:15 - 01:15	0	0	210-No	140-No	No	240-No	160-No	No
00:30 - 01:30	0	0	210-No	140-No	No	240-No	160-No	No
00:45 - 01:45	0	0	210-No	140-No	No	240-No	160-No	No
01:00 - 02:00	0	0	210-No	140-No	No	240-No	160-No	No
01:15 - 02:15	0	0	210-No	140-No	No	240-No	160-No	No
01:30 - 02:30	0	0	210-No	140-No	No	240-No	160-No	No





**COUNT LOCATION:**

CSAH 116 (Bunker Lake Blvd.)

**DATE:**

07/09/2014

@ CSAH 9 (Round Lake Blvd.)

**NORTH**

APP. #1 = CSAH 9
APP. #2 = CSAH 116
APP. #3 = CSAH 9
APP. #4 = CSAH 116

APP. #2

APP. #1

APP. #3

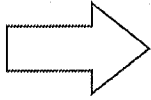
APP. #4

HEAVY VEHICLE- ANY VEHICLE HAVING MORE THAN FOUR TIRES TOUCHING THE PAVEMENT

- A. TRUCKS- A HEAVY VEHICLE INVOLVED PRIMARILY IN THE TRANSPORT OF GOODS OR IN THE DELIVERY OF A SERVICE.
- B. RV- A HEAVY VEHICLE OPERATED BY A PRIVATE MOTORIST AND INVOLVED IN THE TRANSPORT OF RECREATIONAL EQUIPMENT OR FACILITIES.
- C. BUSES- A HEAVY VEHICLE INVOLVED IN THE TRANSPORTATION OF GROUPS OF PEOPLE.

TIME	PEDESTRIANS					HEAVY VEHICLES		
	APP. #1	APP. #2	APP. #3	APP. #4	15 MIN TOT	TRUCKS	RV	BUS
6:00-6:15AM						8		1
6:15-6:30						17		
6:30-6:45						11		4
6:45-7:00						18		2
<b>HOURLY TOTAL</b>						<b>HOURLY TOTAL</b>		<b>61</b>
7:00-7:15						8		1
7:15-7:30						14		5
7:30-7:45						3		8
7:45-8:00						16		18
<b>HOURLY TOTAL</b>						<b>HOURLY TOTAL</b>		<b>73</b>
8:00-8:15						15		24
8:15-8:30						9		5
8:30-8:45				1	1	10		14
8:45-9:00						9		12
<b>HOURLY TOTAL</b>					<b>1</b>	<b>HOURLY TOTAL</b>		<b>98</b>
9:00-9:15						10		5
9:15-9:30						13		4
9:30-9:45						18		3
9:45-10:00						15	2	1
<b>HOURLY TOTAL</b>						<b>HOURLY TOTAL</b>		<b>71</b>
10:00-10:15						16		
10:15-10:30			1	1	2	24	1	4
10:30-10:45			1		1	16		2
10:45-11:00						30		13
<b>HOURLY TOTAL</b>					<b>3</b>	<b>HOURLY TOTAL</b>		<b>106</b>
11:00-11:15						21		26
11:15-11:30				1	1	24		14
11:30-11:45						14	1	6
11:45-12:00						15		11
<b>HOURLY TOTAL</b>					<b>1</b>	<b>HOURLY TOTAL</b>		<b>132</b>
12:00-12:15			1		1	5		5
12:15-12:30						18		9
12:30-12:45						18		10
12:45-1:00				2	2	13	1	3
<b>HOURLY TOTAL</b>					<b>3</b>	<b>HOURLY TOTAL</b>		<b>82</b>
1:00-1:15			1		1	19		7
1:15-1:30						11	1	12
1:30-1:45			1		1	13	1	
1:45-2:00						16	1	1
<b>HOURLY TOTAL</b>					<b>2</b>	<b>HOURLY TOTAL</b>		<b>82</b>
					<b>TOTAL</b>	<b>10</b>		
							<b>TOTAL</b>	<b>705</b>

1  
2  
3  
4  
5  
6  
7  
8  
9  
10  
11  
12  
13  
14  
15  
16  
17  
18  
19  
20  
21  
22  
23  
24  
25  
26  
27  
28  
29  
30  
31  
32

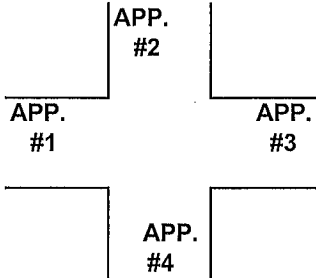


**COUNT LOCATION:** CSAH 116 (Bunker Lake Blvd.)  
@ CSAH 9 (Round Lake Blvd.)

**DATE:** 06/24/2014

**NORTH**

APP. #1 = CSAH 9
APP. #2 = CSAH 116
APP. #3 = CSAH 9
APP. #4 = CSAH 116



HEAVY VEHICLE- ANY VEHICLE HAVING MORE THAN FOUR TIRES TOUCHING THE PAVEMENT

- A. TRUCKS- A HEAVY VEHICLE INVOLVED PRIMARILY IN THE TRANSPORT OF GOODS OR IN THE DELIVERY OF A SERVICE.
- B. RV- A HEAVY VEHICLE OPERATED BY A PRIVATE MOTORIST AND INVOLVED IN THE TRANSPORT OF RECREATIONAL EQUIPMENT OR FACILITIES.
- C. BUSES- A HEAVY VEHICLE INVOLVED IN THE TRANSPORTATION OF GROUPS OF PEOPLE.

TIME	PEDESTRIANS					HEAVY VEHICLES		
	APP. #1	APP. #2	APP. #3	APP. #4	15 MIN TOT	TRUCKS	RV	BUS
2:00-2:15PM	2		2		4	10		3
2:15-2:30	1		4		5	21		1
2:30-2:45	1			3	4	5		2
2:45-3:00		1	4		5	13		1
<b>HOURLY TOTAL</b>					<b>18</b>	<b>HOURLY TOTAL</b>		<b>56</b>
3:00-3:15			2		2	16	1	2
3:15-3:30			1	1	2	11		3
3:30-3:45						13		1
3:45-4:00		1	2	4	7	9		4
<b>HOURLY TOTAL</b>					<b>11</b>	<b>HOURLY TOTAL</b>		<b>60</b>
4:00-4:15			2		2	11		
4:15-4:30	3		2	2	7	10		2
4:30-4:45	1	2			3	9		
4:45-5:00				1	1	12		4
<b>HOURLY TOTAL</b>					<b>13</b>	<b>HOURLY TOTAL</b>		<b>48</b>
5:00-5:15	1		1	4	6	8		
5:15-5:30		2	1	1	4	15		1
5:30-5:45	2				2	6		2
5:45-6:00						6		1
<b>HOURLY TOTAL</b>					<b>12</b>	<b>HOURLY TOTAL</b>		<b>39</b>
6:00-6:15		3	3	1	7	7		
6:15-6:30	1			1	2	5	1	
6:30-6:45				2	2	5		
6:45-7:00						4		
<b>HOURLY TOTAL</b>					<b>11</b>	<b>HOURLY TOTAL</b>		<b>22</b>
7:00-7:15			1		1	3		
7:15-7:30		2			2	4		
7:30-7:45			7		7	2		
7:45-8:00						2		
<b>HOURLY TOTAL</b>					<b>10</b>	<b>HOURLY TOTAL</b>		<b>11</b>
8:00-8:15		4		1	5	6		
8:15-8:30			6		6	6		
8:30-8:45		2		1	3	3		1
8:45-9:00				1	1	5	1	
<b>HOURLY TOTAL</b>					<b>15</b>	<b>HOURLY TOTAL</b>		<b>22</b>
9:00-9:15		1	4	1	6		1	
9:15-9:30	2			2	4	2		
9:30-9:45						1		
9:45-10:00	2				2	1		
<b>HOURLY TOTAL</b>					<b>12</b>	<b>HOURLY TOTAL</b>		<b>5</b>
					<b>TOTAL</b>		<b>TOTAL</b>	<b>968</b>
					<b>112</b>			

1  
2  
3  
4  
5  
6  
7  
8  
9  
10  
11  
12  
13  
14  
15  
16  
17  
18  
19  
20  
21  
22  
23  
24  
25  
26  
27  
28  
29  
30  
31  
32