


Date : 06/10/14

Count Number : TMC1411

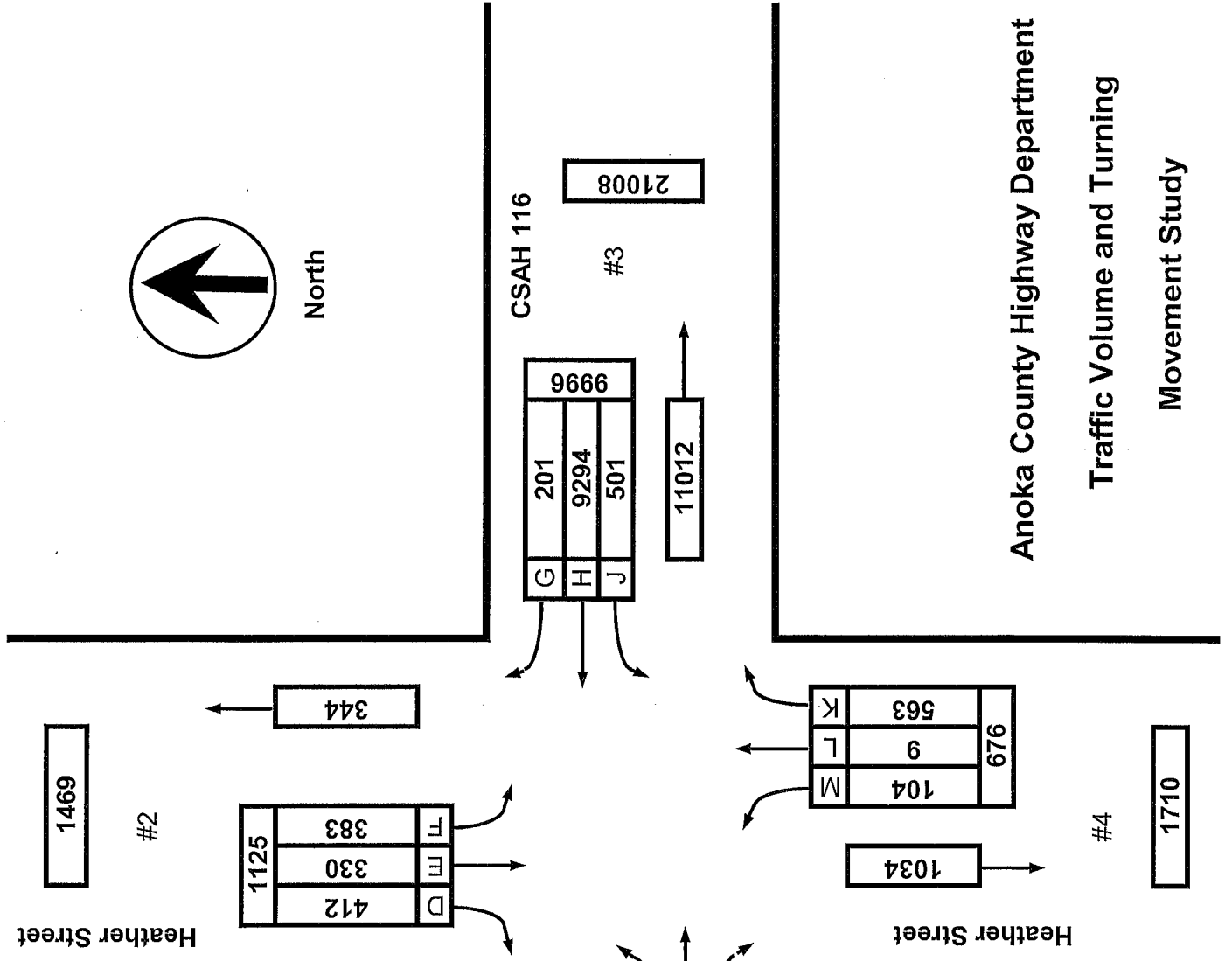
Location : CSAH 116 (Bunker Lake Blvd.)

@ Heather Street

Collection Period : 6 AM - 10 PM



North



	EXISTING LANES OF APPROACH			TOTAL
	RIGHT TURN LANE	LEFT TURN LANE	THRU LANES	
#1	1	1	2	4
#2	0	0	1	1
#3	1	1	2	4
#4	0	1	1	2

Anoka County Highway Department
Traffic Volume and Turning
Movement Study

1710

1469

1125			
412	D	330	F
383	T		

201	G	9996
9294	H	
501	J	

10403			
203	A	10066	B
134	C		

104	M	676
9	L	
563	K	

9810

20213

11012

21008

1034

344

Date : 06/10/14

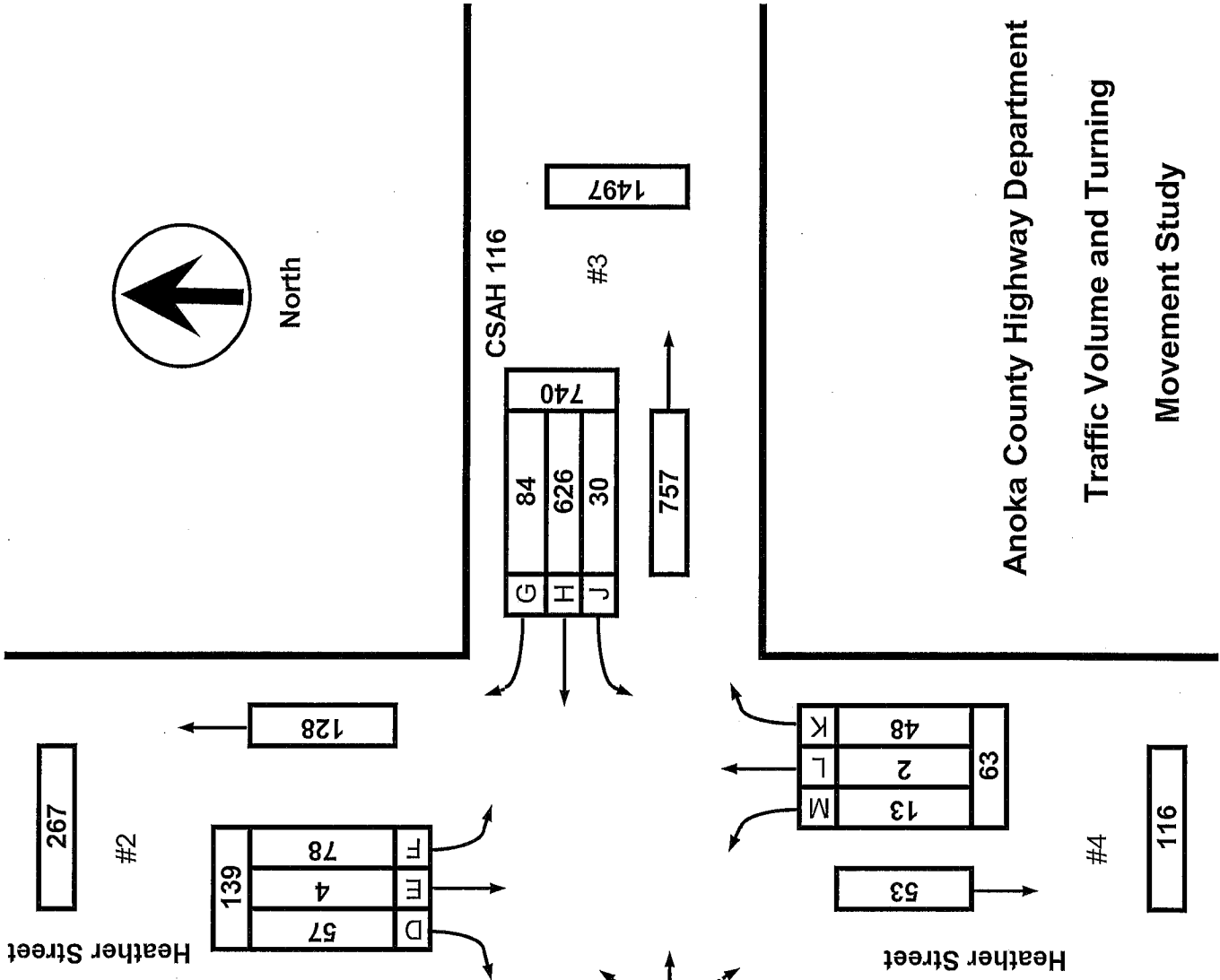
Count Number : TMC1411

Location : CSAH 116 (Bunker Lake Blvd.)

@ Heather Street

Collection Period : AM PEAK

Hour : 7:00 - 8:00 AM



EXISTING LANES OF APPROACH				
	RIGHT TURN LANE	LEFT TURN LANE	THRU LANES	TOTAL
#1	1	1	2	4
#2	0	0	1	1
#3	1	1	2	4
#4	0	1	1	2

Anoka County Highway Department
 Traffic Volume and Turning
 Movement Study

Date : 06/09/14


Count Number : TMC1411

Location : CSAH 116 (Bunker Lake Blvd.)

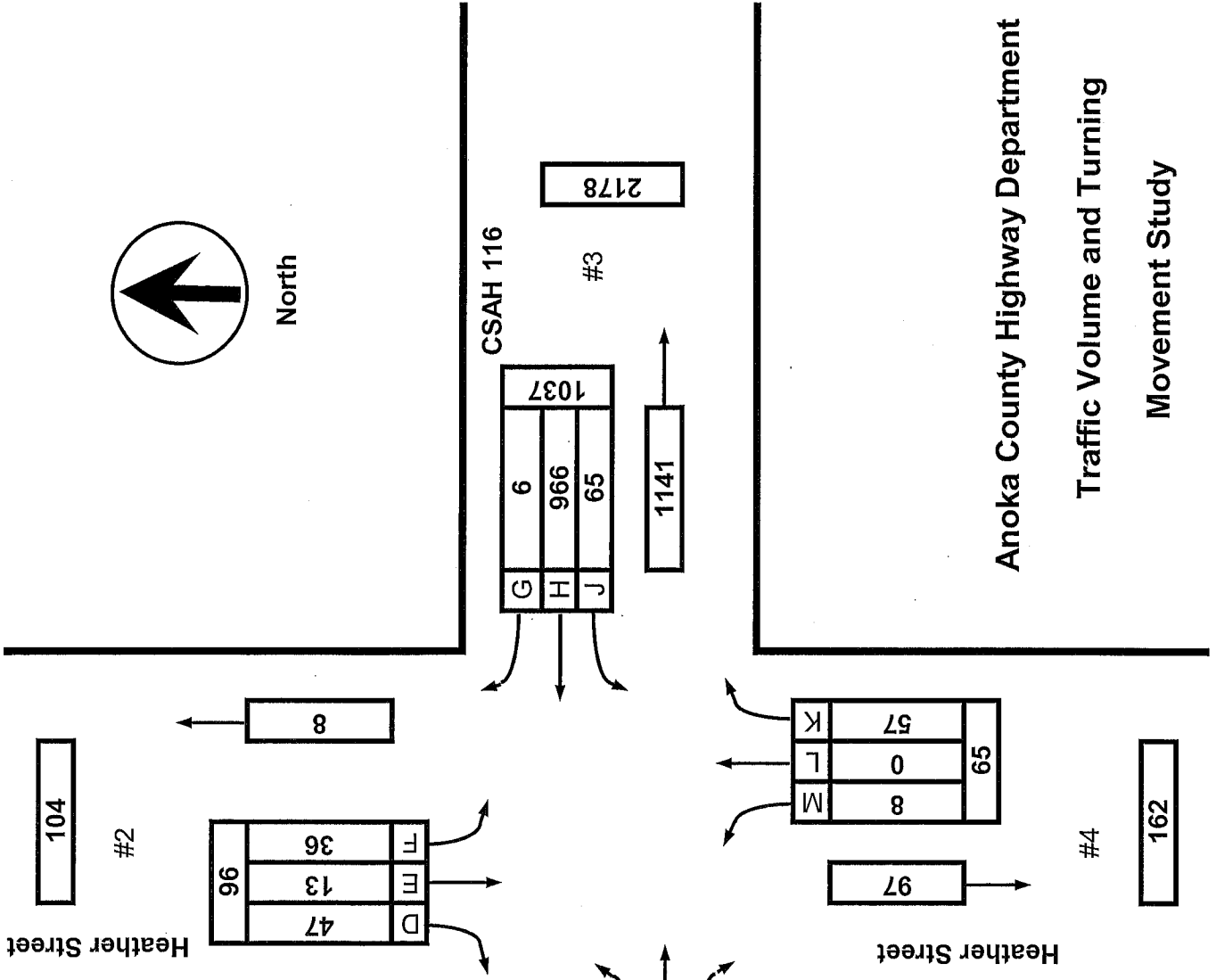
@ Heather Street

Collection Period : PM PEAK

Hour : 4:30 - 5:30 PM



North



	EXISTING LANES OF APPROACH			TOTAL
	RIGHT TURN LANE	LEFT TURN LANE	THRU LANES	
#1	1	1	2	4
#2	0	0	1	1
#3	1	1	2	4
#4	0	1	1	2

Anoka County Highway Department
 Traffic Volume and Turning
 Movement Study



Anoka County Highway Department

Traffic Engineering Section

Traffic Volume and Turning Movement Study

Default Comments
 Weather: Cool & Cloudy
 Counter: DB-400
 Study Conducted By: Steven & Jack

File Name : TMC 1411
 Site Code : 14110202
 Start Date : 06/09/2014
 Page No : 1

Groups Printed- Unshifted

Start Time	Heather St. Southbound					CSAH 116 Westbound					Heather St. Northbound					CSAH 116 Eastbound					Exclu. Total	Inclu. Total	Inl. Total
	Left	Thru	Right	Heavys	App. Total	Left	Thru	Right	Heavys	App. Total	Left	Thru	Right	Heavys	App. Total	Left	Thru	Right	Heavys	App. Total			
06:00	0	1	0	0	1	1	76	0	2	77	0	0	5	0	5	0	65	0	3	65	5	148	153
06:15	0	0	0	0	0	0	95	0	8	95	2	0	4	0	6	0	88	1	5	89	13	190	203
06:30	6	0	8	1	14	3	132	1	11	136	2	0	13	2	15	1	107	2	8	110	22	275	297
06:45	6	0	7	0	13	7	131	6	9	144	2	1	15	0	18	3	155	1	3	159	12	334	346
Total	12	1	15	1	28	11	434	7	30	452	6	1	37	2	44	4	415	4	19	423	52	947	999
07:00	7	2	9	3	18	5	160	13	8	178	6	0	12	1	18	13	171	0	15	184	27	398	425
07:15	33	0	30	10	63	8	172	45	13	225	3	1	12	0	16	24	137	0	9	161	32	465	497
07:30	28	2	11	0	41	5	156	22	15	183	2	1	11	1	14	5	148	19	5	172	21	410	431
07:45	10	0	7	1	17	12	138	4	4	154	2	0	13	1	15	0	175	0	13	175	19	361	380
Total	78	4	57	14	139	30	626	84	40	740	13	2	48	3	63	42	631	19	42	692	99	1634	1733
08:00	0	0	4	0	4	8	129	1	10	138	1	0	9	0	10	0	125	0	13	125	23	277	300
08:15	4	0	2	0	6	7	150	0	9	157	1	0	15	1	16	2	105	3	10	110	20	289	309
08:30	1	0	5	1	6	1	111	2	8	114	1	0	7	2	8	4	113	0	14	117	25	245	270
08:45	3	0	2	1	5	9	102	2	6	113	0	0	11	0	11	1	119	2	7	122	14	251	265
Total	8	0	13	2	21	25	492	5	33	522	3	0	42	3	45	7	462	5	44	474	82	1062	1144
09:00	7	0	13	0	20	8	108	3	9	119	2	0	6	1	8	3	136	1	10	140	20	287	307
09:15	20	7	13	11	40	7	101	0	5	108	0	0	8	0	8	1	156	0	8	157	24	313	337
09:30	3	0	3	0	6	1	107	2	5	110	2	0	15	2	17	1	163	1	11	165	18	298	316
09:45	9	0	5	4	14	6	127	2	10	135	1	0	6	1	7	4	134	1	13	139	28	295	323
Total	39	7	34	15	80	22	443	7	29	472	5	0	35	4	40	9	589	3	42	601	90	1193	1283
10:00	0	0	2	1	2	3	127	0	5	130	0	0	5	0	5	0	132	1	11	133	17	270	287
10:15	1	0	2	1	3	6	121	0	8	127	0	0	5	1	5	2	128	3	2	133	12	268	280
10:30	11	2	12	1	25	5	114	5	7	124	2	0	9	0	11	0	114	1	7	115	15	275	290
10:45	9	1	5	0	15	2	124	2	6	128	1	0	7	0	8	3	141	1	7	145	13	296	309
Total	21	3	21	3	45	16	486	7	26	509	3	0	26	1	29	5	515	6	27	526	57	1109	1166
11:00	1	0	2	0	3	2	139	0	4	141	2	0	7	0	9	1	155	1	4	157	8	310	318
11:15	6	0	4	0	10	9	165	2	5	176	0	0	0	0	0	2	160	4	11	166	16	352	368
11:30	0	1	20	1	21	8	182	12	4	202	1	0	7	1	8	1	192	3	7	196	13	427	440
11:45	1	1	7	0	9	9	156	2	3	162	0	0	11	0	11	1	156	0	7	157	10	344	354
Total	8	2	33	1	43	28	642	16	16	686	3	0	25	1	28	5	663	8	29	676	47	1433	1480
12:00	1	0	6	0	7	3	152	2	2	157	3	0	11	1	14	4	145	1	7	150	10	328	338
12:15	1	0	3	0	4	6	144	0	7	150	1	0	7	1	8	2	181	2	5	185	13	347	360
12:30	0	0	3	0	3	4	141	1	9	146	1	0	11	1	12	0	165	6	7	171	17	332	349
12:45	2	0	1	0	3	2	145	4	8	151	1	0	7	0	8	0	160	1	8	161	16	323	339
Total	4	0	13	0	17	15	582	7	26	604	6	0	36	3	42	6	651	10	27	667	56	1330	1386
13:00	1	0	4	1	5	8	152	0	6	160	1	1	6	2	8	2	153	3	8	158	17	331	348
13:15	0	0	1	0	1	5	126	0	5	131	4	0	6	0	10	2	136	5	1	143	6	285	291
13:30	1	0	1	1	2	8	118	4	13	130	2	0	4	0	6	4	157	4	8	165	22	303	325
13:45	2	0	3	1	5	8	162	7	13	177	3	0	8	2	11	4	172	4	13	180	29	373	402
Total	4	0	9	3	13	29	558	11	37	598	10	1	24	4	35	12	618	16	30	646	74	1292	1366
14:00	4	0	11	0	15	5	161	12	11	178	3	0	7	0	10	4	173	4	8	181	19	384	403
14:15	31	4	16	15	51	2	147	3	8	152	1	0	11	1	12	7	178	3	5	188	29	403	432
14:30	9	0	11	1	20	21	174	3	6	198	2	0	10	1	12	3	172	4	9	179	17	409	426
14:45	2	0	6	2	8	7	166	4	6	177	1	1	14	1	16	0	187	11	11	198	20	399	419
Total	46	4	44	18	94	35	648	22	31	705	7	1	42	3	50	14	710	22	33	746	85	1595	1680
15:00	7	0	8	1	15	15	147	3	2	165	1	1	7	0	9	2	169	6	3	177	6	366	372
15:15	8	2	13	0	23	7	161	5	8	173	1	1	20	2	22	1	201	3	3	205	13	423	436
15:30	8	1	9	0	18	11	209	2	5	222	2	0	7	0	9	4	211	3	6	218	11	467	478
15:45	5	1	6	0	12	13	242	1	8	256	2	1	15	0	18	4	248	3	7	255	15	541	556
Total	28	4	36	1	68	46	759	11	23	816	6	3	49	2	58	11	829	15	19	855	45	1797	1842
16:00	45	6	51	10	102	14	191	2	8	207	2	0	13	3	15	2	246	3	7	251	28	575	603
16:15	15	1	14	0	30	18	211	1	3	230	2	0	8	0	10	3	238	5	5	246	8	516	524
16:30	9	12	14	0	35	17	232	1	8	250	2	0	11	1	13	0	239	2	6	241	15	539	554
16:45	5	1	11	0	17	16	237	3	1	256	2	0	14	1	16	1	277	7	7	285	9	574	583
Total	74	20	90	10	184	65	871	7	20	943	8	0	46	5	54	6	1000	17	25	1023	60	2204	2264
17:00	18	0	13	0	31	19	231	1	4	251	2	0	16	0	18	0	260	1	3	261	7	561	568
17:15	4	0	9	0	13	13	266	1	2	280	2	0	16	0	18	1	272	9	1	282	3	593	596
17:30	3	9	7	0	19	18	203	1	1	222	3	0	18	0	21	0	224	6	2	230	3	492	495



Anoka County Highway Department

Traffic Engineering Section

Traffic Volume and Turning Movement Study

Default Comments
 Weather: Cool & Cloudy
 Counter: DB-400
 Study Conducted By: Steven & Jack

File Name : TMC 1411
 Site Code : 14110202
 Start Date : 06/09/2014
 Page No : 2

Groups Printed- Unshifted

Start Time	Heather St. Southbound					CSAH 116 Westbound					Heather St. Northbound					CSAH 116 Eastbound					Exclu. Total	Inclu. Total	Int. Total
	Left	Thru	Right	Heavys	App. Total	Left	Thru	Right	Heavys	App. Total	Left	Thru	Right	Heavys	App. Total	Left	Thru	Right	Heavys	App. Total			
17:45	6	1	3	0	10	14	208	0	1	222	2	0	14	0	16	4	247	5	1	256	2	504	506
Total	31	10	32	0	73	64	908	3	8	975	9	0	64	0	73	5	1003	21	7	1029	15	2150	2165
18:00	10	0	2	0	12	7	185	2	1	194	2	1	14	0	17	1	210	2	1	213	2	436	438
18:15	2	0	2	0	4	9	176	2	3	187	2	0	8	0	10	2	195	2	1	199	4	400	404
18:30	3	1	0	0	4	7	159	0	1	166	0	0	15	0	15	0	205	2	0	207	1	392	393
18:45	4	178	4	0	186	10	150	0	1	160	0	0	0	0	0	1	0	13	0	14	1	360	361
Total	19	179	8	0	206	33	670	4	6	707	4	1	37	0	42	4	610	19	2	633	8	1588	1596
19:00	2	96	4	0	102	9	131	6	0	146	0	0	2	0	2	1	71	12	1	84	1	334	335
19:15	0	0	0	0	0	12	141	2	2	155	3	0	3	0	6	1	166	2	0	169	2	330	332
19:30	0	0	1	0	1	9	101	0	1	110	7	0	7	0	14	1	114	5	1	120	2	245	247
19:45	3	0	2	0	5	5	106	2	0	113	3	0	2	0	5	0	115	1	2	116	2	239	241
Total	5	96	7	0	108	35	479	10	3	524	13	0	14	0	27	3	466	20	4	489	7	1148	1155
20:00	1	0	0	0	1	9	111	0	0	120	1	0	4	0	5	0	103	0	0	103	0	229	229
20:15	0	0	0	0	0	4	91	0	1	95	0	0	11	0	11	0	136	4	0	140	1	246	247
20:30	1	0	0	0	1	7	123	0	0	130	1	0	7	0	8	0	144	0	1	144	1	283	284
20:45	0	0	0	0	0	6	94	0	0	100	3	0	3	0	6	0	138	6	0	144	0	250	250
Total	2	0	0	0	2	26	419	0	1	445	5	0	25	0	30	0	521	10	1	531	2	1008	1010
21:00	0	0	0	0	0	6	113	0	0	119	2	0	5	0	7	0	149	2	0	151	0	277	277
21:15	0	0	0	0	0	8	59	0	1	67	0	0	2	0	2	1	87	2	0	90	1	159	160
21:30	2	0	0	0	2	3	66	0	1	69	0	0	4	0	4	0	84	2	0	86	1	161	162
21:45	2	0	0	0	2	4	39	0	0	43	1	0	2	0	3	0	63	2	2	65	2	113	115
Total	4	0	0	0	4	21	277	0	2	298	3	0	13	0	16	1	383	8	2	392	4	710	714
Grand Total	383	330	412	68	1125	501	9294	201	331	9996	104	9	563	31	676	134	10066	203	353	10403	783	22200	22983
Approch %	34	29.3	36.6			5	93	2			15.4	1.3	83.3			1.3	96.8	2					
Total %	1.7	1.5	1.9		5.1	2.3	41.9	0.9		45	0.5	0	2.5		3	0.6	45.3	0.9		46.9	3.4	96.6	

Start Time	Heather St. Southbound				CSAH 116 Westbound				Heather St. Northbound				CSAH 116 Eastbound				Int. Total
	Left	Thru	Right	App. Total	Left	Thru	Right	App. Total	Left	Thru	Right	App. Total	Left	Thru	Right	App. Total	
Peak Hour Analysis From 06:00 to 11:45 - Peak 1 of 1																	
Peak Hour for Entire Intersection Begins at 07:00																	
07:00	7	2	9	18	5	160	13	178	6	0	12	18	13	171	0	184	398
07:15	33	0	30	63	8	172	45	225	3	1	12	16	24	137	0	161	465
07:30	28	2	11	41	5	156	22	183	2	1	11	14	5	148	19	172	410
07:45	10	0	7	17	12	138	4	154	2	0	13	15	0	175	0	175	361
Total Volume	78	4	57	139	30	626	84	740	13	2	48	63	42	631	19	692	1634
% App. Total	56.1	2.9	41		4.1	84.6	11.4		20.6	3.2	76.2		6.1	91.2	2.7		
PHF	.591	.500	.475	.552	.625	.910	.467	.822	.542	.500	.923	.875	.438	.901	.250	.940	.878

Peak Hour Analysis From 12:00 to 21:45 - Peak 1 of 1																	
Peak Hour for Entire Intersection Begins at 16:30																	
16:30	9	12	14	35	17	232	1	250	2	0	11	13	0	239	2	241	539
16:45	5	1	11	17	16	237	3	256	2	0	14	16	1	277	7	285	574
17:00	18	0	13	31	19	231	1	251	2	0	16	18	0	260	1	261	561
17:15	4	0	9	13	13	266	1	280	2	0	16	18	1	272	9	282	593
Total Volume	36	13	47	96	65	966	6	1037	8	0	57	65	2	1048	19	1069	2267
% App. Total	37.5	13.5	49		6.3	93.2	0.6		12.3	0	87.7		0.2	98	1.8		
PHF	.500	.271	.839	.686	.855	.908	.500	.926	1.00	.000	.891	.903	.500	.946	.528	.938	.956



**ANOKA COUNTY HIGHWAY
PC-WARRANTS
TRAFFIC SIGNAL WARRANT ANALYSIS**

Study Name : TMC 1411
Study Date : 06/13/14
Page No. : 1

Signal Warrants - Summary

Major Street Approaches

Eastbound: CSAH 116
Number of Lanes: 2
85% Speed > 40 MPH.
Total Approach Volume: **10,403**

Westbound: CSAH 116
Number of Lanes: 2
85% Speed > 40 MPH.
Total Approach Volume: **9,996**

Minor Street Approaches

Northbound: Heather St.
Number of Lanes: 2

Total Approach Volume: **676**

Southbound: Heather St.
Number of Lanes: 1

Total Approach Volume: **1,125**

Warrant Summary (Rural values apply.)

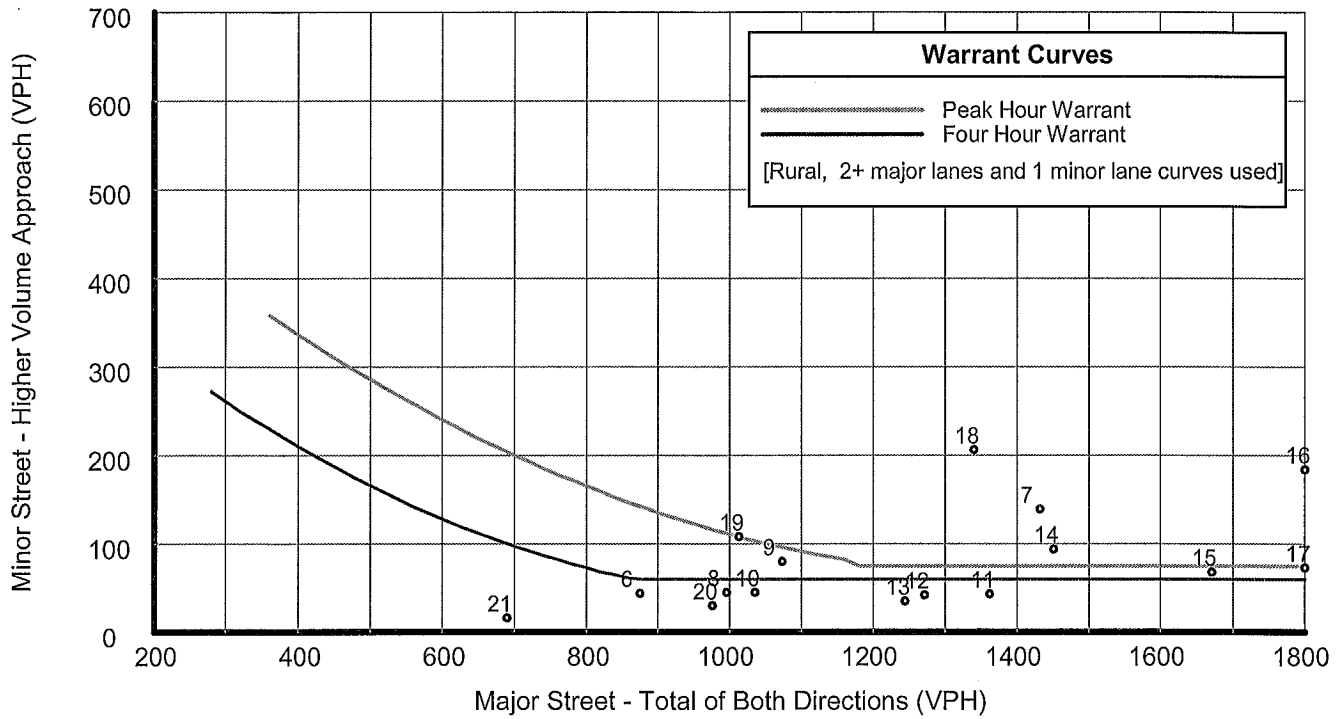
Warrant 1 - Eight Hour Vehicular Volumes	Satisfied
Warrant 1A - Minimum Vehicular Volume	Satisfied
Required volumes reached for 16 hours, 8 are needed	
Warrant 1B - Interruption of Continuous Traffic	Satisfied
Required volumes reached for 16 hours, 8 are needed	
Warrant 1 A&B - Combination of Warrants	Satisfied
Required volumes reached for 16 hours, 8 are needed	
Warrant 2 - Four Hour Volumes	Satisfied
Number of hours (9) volumes exceed minimum < minimum required (4).	
Warrant 3 - Peak Hour	Satisfied
Warrant 3A - Peak Hour Delay	Satisfied
Number of hours (14) volumes exceed minimum >= required (1). Delay data not evaluated.	
Warrant 3B - Peak Hour Volumes	Satisfied
Volumes exceed minimums for at least one hour.	
Warrant 4 - Pedestrian Volumes	Not Evaluated
Warrant 5 - School Crossing	Not Evaluated
Warrant 6 - Coordinated Signal System	Not Evaluated
Warrant 7 - Crash Experience	Not Evaluated
Warrant 8 - Roadway Network	Not Evaluated
Warrant 9 - Intersection Near a Grade Crossing	Not Evaluated



ANOKA COUNTY HIGHWAY PC-WARRANTS TRAFFIC SIGNAL WARRANT ANALYSIS

Study Name : TMC 1411
Study Date : 06/13/14
Page No. : 2

Signal Warrants - Summary



Analysis of 8-Hour Volume Warrants:

War 1A-Minimum Volume

War 1B-Interruption of Traffic

War 1C-Combination of Warrants

Hour Begin	Major Total	Minor Vol	Dir	Maj 420	Min 0	Hour Begin	Major Total	Minor Vol	Dir	Maj 630	Min 0	Hour Begin	Major Total	Minor Vol	Dir	Maj 504	Min 0
16:45	2,067	80	SB	Yes	Yes	17:00	2,004	73	SB	Yes	Yes	16:45	2,067	80	SB	Yes	Yes
15:45	1,936	179	SB	Yes	Yes	16:00	1,966	184	SB	Yes	Yes	15:45	1,936	179	SB	Yes	Yes
17:45	1,644	58	NB	Yes	Yes	15:00	1,671	68	SB	Yes	Yes	17:45	1,644	58	NB	Yes	Yes
14:45	1,535	64	SB	Yes	Yes	14:00	1,451	94	SB	Yes	Yes	14:45	1,535	64	SB	Yes	Yes
13:45	1,433	91	SB	Yes	Yes	07:00	1,432	139	SB	Yes	Yes	13:45	1,433	91	SB	Yes	Yes
06:45	1,406	135	SB	Yes	Yes	11:00	1,362	43	SB	Yes	Yes	06:45	1,406	135	SB	Yes	Yes
10:45	1,311	49	SB	Yes	Yes	18:00	1,340	206	SB	Yes	Yes	10:45	1,311	49	SB	Yes	Yes
11:45	1,283	45	NB	Yes	Yes	12:00	1,271	42	NB	Yes	Yes	11:45	1,283	45	NB	Yes	Yes
12:45	1,199	32	NB	Yes	Yes	13:00	1,244	35	NB	Yes	Yes	12:45	1,199	32	NB	Yes	Yes
07:45	1,090	49	NB	Yes	Yes	09:00	1,073	80	SB	Yes	Yes	07:45	1,090	49	NB	Yes	Yes
09:45	1,036	44	SB	Yes	Yes	10:00	1,035	45	SB	Yes	Yes	09:45	1,036	44	SB	Yes	Yes
08:45	1,034	71	SB	Yes	Yes	19:00	1,013	108	SB	Yes	Yes	08:45	1,034	71	SB	Yes	Yes
19:45	961	29	NB	Yes	Yes	08:00	996	45	NB	Yes	Yes	19:45	961	29	NB	Yes	Yes
18:45	958	289	SB	Yes	Yes	20:00	976	30	NB	Yes	Yes	18:45	958	289	SB	Yes	Yes
20:45	826	19	NB	Yes	Yes	06:00	875	44	NB	Yes	Yes	20:45	826	19	NB	Yes	Yes
05:45	572	26	NB	Yes	Yes	21:00	690	16	NB	Yes	Yes	05:45	572	26	NB	Yes	Yes
05:30	326	11	NB	No	Yes	05:45	572	26	NB	No	Yes	05:30	326	11	NB	No	Yes
05:15	142	5	NB	No	Yes	05:30	326	11	NB	No	Yes	05:15	142	5	NB	No	Yes
21:45	108	3	NB	No	Yes	05:15	142	5	NB	No	Yes	21:45	108	3	NB	No	Yes
22:45	0	0	SB	No	Yes	22:45	0	0	SB	No	Yes	22:45	0	0	SB	No	Yes
22:30	0	0	SB	No	Yes	22:30	0	0	SB	No	Yes	22:30	0	0	SB	No	Yes
22:15	0	0	SB	No	Yes	22:15	0	0	SB	No	Yes	22:15	0	0	SB	No	Yes
22:00	0	0	SB	No	Yes	22:00	0	0	SB	No	Yes	22:00	0	0	SB	No	Yes
05:00	0	0	SB	No	Yes	05:00	0	0	SB	No	Yes	05:00	0	0	SB	No	Yes



**ANOKA COUNTY HIGHWAY
PC-WARRANTS
TRAFFIC SIGNAL WARRANT ANALYSIS**

Study Name : TMC 1411
Study Date : 06/13/14
Page No. : 1

Multi-Way Stop Warrant Report

Major Street Approaches

Eastbound: CSAH 116
Total Approach Volume: 10,403
85% Speed > 40 MPH.

Westbound: CSAH 116
Total Approach Volume: 9,996
85% Speed > 40 MPH.

Minor Street Approaches

Northbound: Heather St.
Total Approach Volume: 676

Southbound: Heather St.
Total Approach Volume: 1,125

Warrant Summary

Criteria A - Interim Measure Not Evaluated
If traffic signals are justified, stop signs can be installed as an interim measure.

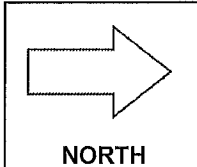
Criteria B - Crash Experience Not Evaluated

Criteria C - Minimum Volumes and Delays Not Satisfied
Delay data not evaluated
Required volumes reached for 5 hours, 8 are needed

Criteria D - 80% of Volumes, Delays, and Crashes Not Evaluated
Delay data not evaluated
Number of crashes (-1) is less than the minimum required (4).
Required volumes reached for 12 hours, 8 are needed

Analysis of 8 Hour Volume Warrants:

Time	Major Total	Minor Total	Crit C			Crit D		
			Major	Minor Crit	Meets?	Major Crit	Minor Crit	Meets?
06:30 - 07:30	1,297	175	210-Yes	140-Yes	Both	240-Yes	160-Yes	Both
14:00 - 15:00	1,451	144	210-Yes	140-Yes	Both	240-Yes	160-No	Major
15:15 - 16:15	1,787	219	210-Yes	140-Yes	Both	240-Yes	160-Yes	Both
16:15 - 17:15	2,020	170	210-Yes	140-Yes	Both	240-Yes	160-Yes	Both
18:00 - 19:00	1,340	248	210-Yes	140-Yes	Both	240-Yes	160-Yes	Both
05:30 - 06:30	326	12	210-Yes	140-No	Major	240-Yes	160-No	Major
05:45 - 06:45	572	41	210-Yes	140-No	Major	240-Yes	160-No	Major
06:00 - 07:00	875	72	210-Yes	140-No	Major	240-Yes	160-No	Major
06:15 - 07:15	1,095	102	210-Yes	140-No	Major	240-Yes	160-No	Major
07:30 - 08:30	1,214	123	210-Yes	140-No	Major	240-Yes	160-No	Major
07:45 - 08:45	1,090	82	210-Yes	140-No	Major	240-Yes	160-No	Major
08:00 - 09:00	996	66	210-Yes	140-No	Major	240-Yes	160-No	Major
08:15 - 09:15	992	80	210-Yes	140-No	Major	240-Yes	160-No	Major
08:30 - 09:30	990	106	210-Yes	140-No	Major	240-Yes	160-No	Major
08:45 - 09:45	1,034	115	210-Yes	140-No	Major	240-Yes	160-No	Major
09:00 - 10:00	1,073	120	210-Yes	140-No	Major	240-Yes	160-No	Major
09:15 - 10:15	1,077	99	210-Yes	140-No	Major	240-Yes	160-No	Major
09:30 - 10:30	1,072	59	210-Yes	140-No	Major	240-Yes	160-No	Major
09:45 - 10:45	1,036	72	210-Yes	140-No	Major	240-Yes	160-No	Major
10:00 - 11:00	1,035	74	210-Yes	140-No	Major	240-Yes	160-No	Major
10:15 - 11:15	1,070	79	210-Yes	140-No	Major	240-Yes	160-No	Major
10:30 - 11:30	1,152	81	210-Yes	140-No	Major	240-Yes	160-No	Major
10:45 - 11:45	1,311	74	210-Yes	140-No	Major	240-Yes	160-No	Major
11:00 - 12:00	1,362	71	210-Yes	140-No	Major	240-Yes	160-No	Major



COUNT LOCATION:

CSAH 116 (Bunker Lake Blvd.)

DATE:

06/10/2014

@ Heather Street

NORTH

APP. #1 = Heather Street

APP. #2 = CSAH 116

APP. #3 = Heather Street

APP. #4 = CSAH 116

APP. #2

APP. #1

APP. #3

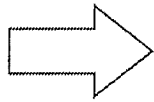
APP. #4

HEAVY VEHICLE- ANY VEHICLE HAVING MORE THAN FOUR TIRES TOUCHING THE PAVEMENT

- A. TRUCKS- A HEAVY VEHICLE INVOLVED PRIMARILY IN THE TRANSPORT OF GOODS OR IN THE DELIVERY OF A SERVICE.
- B. RV- A HEAVY VEHICLE OPERATED BY A PRIVATE MOTORIST AND INVOLVED IN THE TRANSPORT OF RECREATIONAL EQUIPMENT OR FACILITIES.
- C. BUSES- A HEAVY VEHICLE INVOLVED IN THE TRANSPORTATION OF GROUPS OF PEOPLE.

TIME	PEDESTRIANS					HEAVY VEHICLES		
	APP. #1	APP. #2	APP. #3	APP. #4	15 MIN TOT	TRUCKS	RV	BUS
6:00-6:15AM	1		1		2	5		
6:15-6:30	1	1	3		5	8		6
6:30-6:45	1		2		3	9		10
6:45-7:00	1		2		3	1		14
HOURLY TOTAL					13	HOURLY TOTAL		53
7:00-7:15			1		1	9		17
7:15-7:30	1	6			7	8		22
7:30-7:45			5	2	7	10		12
7:45-8:00	1		3		4	15		9
HOURLY TOTAL					19	HOURLY TOTAL		102
8:00-8:15						10	1	8
8:15-8:30				1	1	16		3
8:30-8:45			1		1	17		9
8:45-9:00		2		3	5	11		5
HOURLY TOTAL					7	HOURLY TOTAL		80
9:00-9:15			4	1	5	9		10
9:15-9:30			2		2	8	1	13
9:30-9:45		3	5	2	10	16		2
9:45-10:00	7			6	13	20		8
HOURLY TOTAL					30	HOURLY TOTAL		87
10:00-10:15			2	1	3	13		3
10:15-10:30			1		1	11		1
10:30-10:45	2		1		3	15		
10:45-11:00		2	2		4	12		1
HOURLY TOTAL					11	HOURLY TOTAL		56
11:00-11:15						10	1	1
11:15-11:30		2	6		8	11	1	
11:30-11:45	1	6	7	2	16	10		2
11:45-12:00						9		
HOURLY TOTAL					24	HOURLY TOTAL		45
12:00-12:15	1	4			5	9		
12:15-12:30			2	2	4	11		1
12:30-12:45			2	4	6	12		5
12:45-1:00	3	5			8	15		1
HOURLY TOTAL					23	HOURLY TOTAL		54
1:00-1:15	1	1			2	14		2
1:15-1:30	1				1	6		
1:30-1:45			2		2	12		9
1:45-2:00	1		2		3	13		15
HOURLY TOTAL					8	HOURLY TOTAL		71
TOTAL					135	TOTAL		548

1
2
3
4
5
6
7
8
9
10
11
12
13
14
15
16
17
18
19
20
21
22
23
24
25
26
27
28
29
30
31
32



COUNT LOCATION:

CSAH 116 (Bunker Lake Blvd.)

DATE:

06/09/2014

@ Heather Street

NORTH

APP. #1 = Heather Street

APP. #2 = CSAH 116

APP. #3 = Heather Street

APP. #4 = CSAH 116

APP. #2

APP. #1

APP. #3

APP. #4

HEAVY VEHICLE- ANY VEHICLE HAVING MORE THAN FOUR TIRES TOUCHING THE PAVEMENT

- A. TRUCKS- A HEAVY VEHICLE INVOLVED PRIMARILY IN THE TRANSPORT OF GOODS OR IN THE DELIVERY OF A SERVICE.
- B. RV- A HEAVY VEHICLE OPERATED BY A PRIVATE MOTORIST AND INVOLVED IN THE TRANSPORT OF RECREATIONAL EQUIPMENT OR FACILITIES.
- C. BUSES- A HEAVY VEHICLE INVOLVED IN THE TRANSPORTATION OF GROUPS OF PEOPLE.

TIME	PEDESTRIANS					HEAVY VEHICLES		
	APP. #1	APP. #2	APP. #3	APP. #4	15 MIN TOT	TRUCKS	RV	BUS
2:00-2:15PM						5		17
2:15-2:30	1		2		3	9		13
2:30-2:45			2		2	6		11
2:45-3:00		1			1	12		10
HOURLY TOTAL					6	HOURLY TOTAL		83
3:00-3:15			2		2	5		2
3:15-3:30								
3:30-3:45	1		4		5	11		11
3:45-4:00	2	2	3		7	11		7
HOURLY TOTAL					14	HOURLY TOTAL		47
4:00-4:15	3	1	4	3	11	13		14
4:15-4:30	1				1	5		6
4:30-4:45	1	1		1	3	4		10
4:45-5:00		2		1	3	5		3
HOURLY TOTAL					18	HOURLY TOTAL		60
5:00-5:15	1		1		2	1		6
5:15-5:30			1		1	2		1
5:30-5:45		2	3		5	2		1
5:45-6:00	1				1	2		
HOURLY TOTAL					9	HOURLY TOTAL		15
6:00-6:15	3	2	4		9	2		
6:15-6:30	6		1	1	8	4		
6:30-6:45		1	1	1	3	1		
6:45-7:00	3		1		4	1		
HOURLY TOTAL					24	HOURLY TOTAL		8
7:00-7:15	7	7			14	1		
7:15-7:30	7	2	8	2	19	2		
7:30-7:45						2		
7:45-8:00	1	1			2	2		
HOURLY TOTAL					35	HOURLY TOTAL		7
8:00-8:15	6		2		8			
8:15-8:30	1			3	4	1		
8:30-8:45	1	1			2	1		
8:45-9:00	1	3	1		5			
HOURLY TOTAL					19	HOURLY TOTAL		2
9:00-9:15			1		1	1		
9:15-9:30	1	1	1		3			
9:30-9:45			1		1	1		
9:45-10:00			1		1	1		
HOURLY TOTAL					6	HOURLY TOTAL		3
					TOTAL		TOTAL	773
					266			

1
2
3
4
5
6
7
8
9
10
11
12
13
14
15
16
17
18
19
20
21
22
23
24
25
26
27
28
29
30
31
32

Andover, Minnesota, United States

