


Date : 06/19/14

Count Number : TMC1413

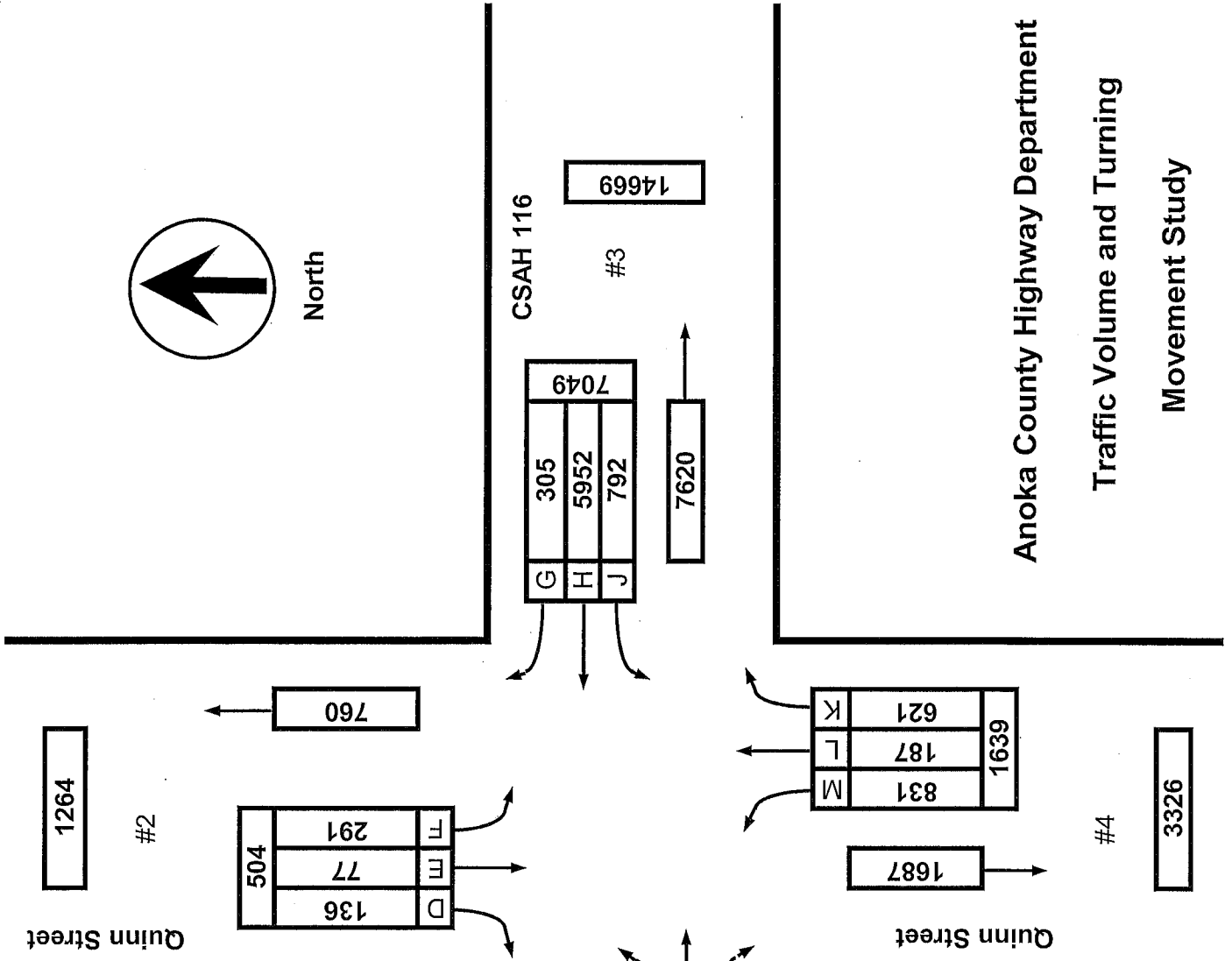
Location : CSAH 116 (Bunker Lake Blvd.)

@ Quinn Street

Collection Period : 6 AM - 10 PM



North



Anoka County Highway Department  
Traffic Volume and Turning  
Movement Study

EXISTING LANES OF APPROACH				
	RIGHT TURN LANE	LEFT TURN LANE	THRU LANES	TOTAL
#1	1	1	2	4
#2	0	1	1	2
#3	1	1	2	4
#4	1	1	1	3

Date : 06/19/14

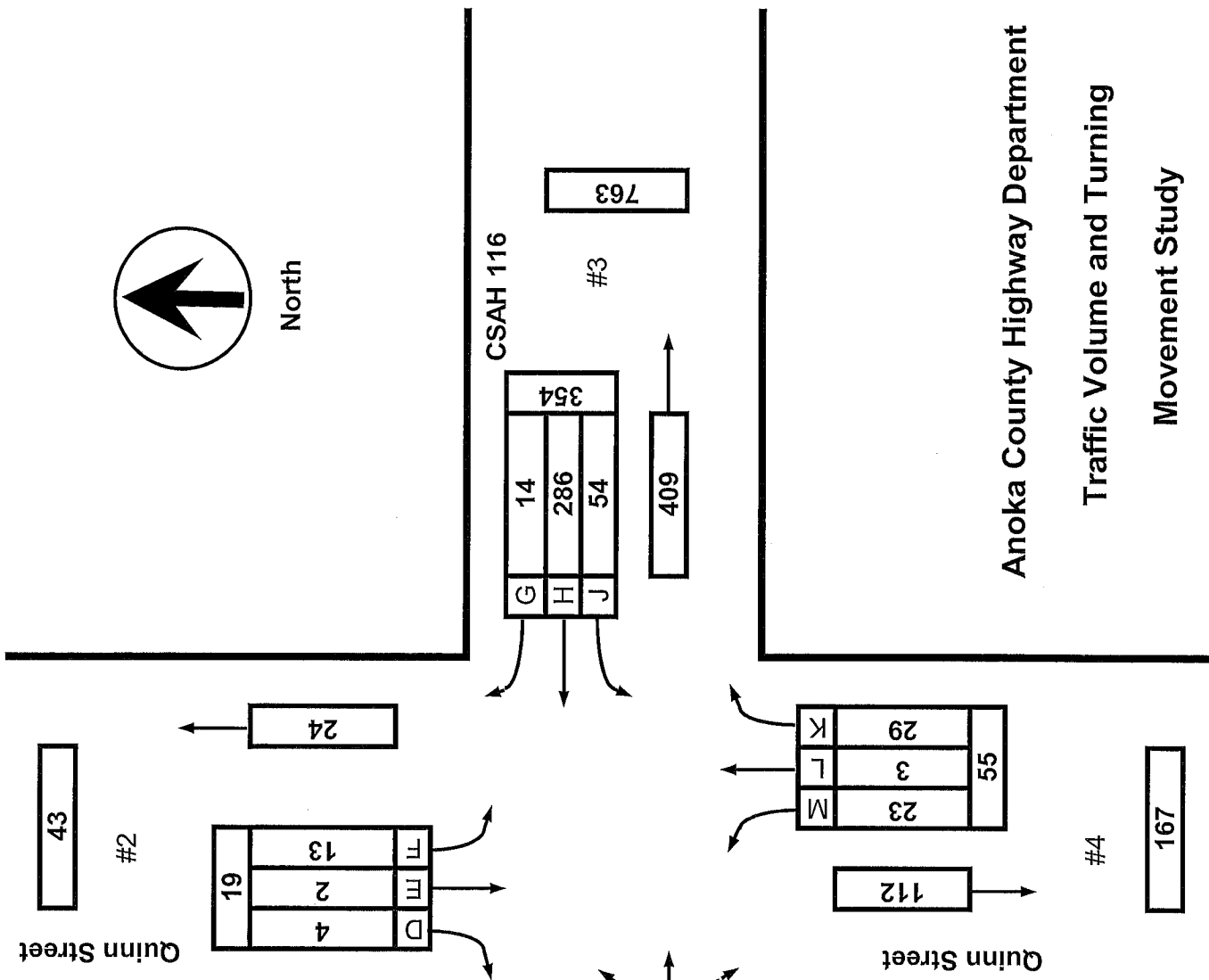
Count Number : TMC1413

Location : CSAH 116 (Bunker Lake Blvd.)

@ Quinn Street

Collection Period : AM PEAK

Hour : 11:00 AM - 12:00 PM



	EXISTING LANES OF APPROACH			TOTAL
	RIGHT TURN LANE	LEFT TURN LANE	THRU LANES	
#1	1	1	2	4
#2	0	1	1	2
#3	1	1	2	4
#4	1	1	1	3

Date: 06/18/14


Count Number: TMC1413

Location: CSAH 116 (Bunker Lake Blvd.)

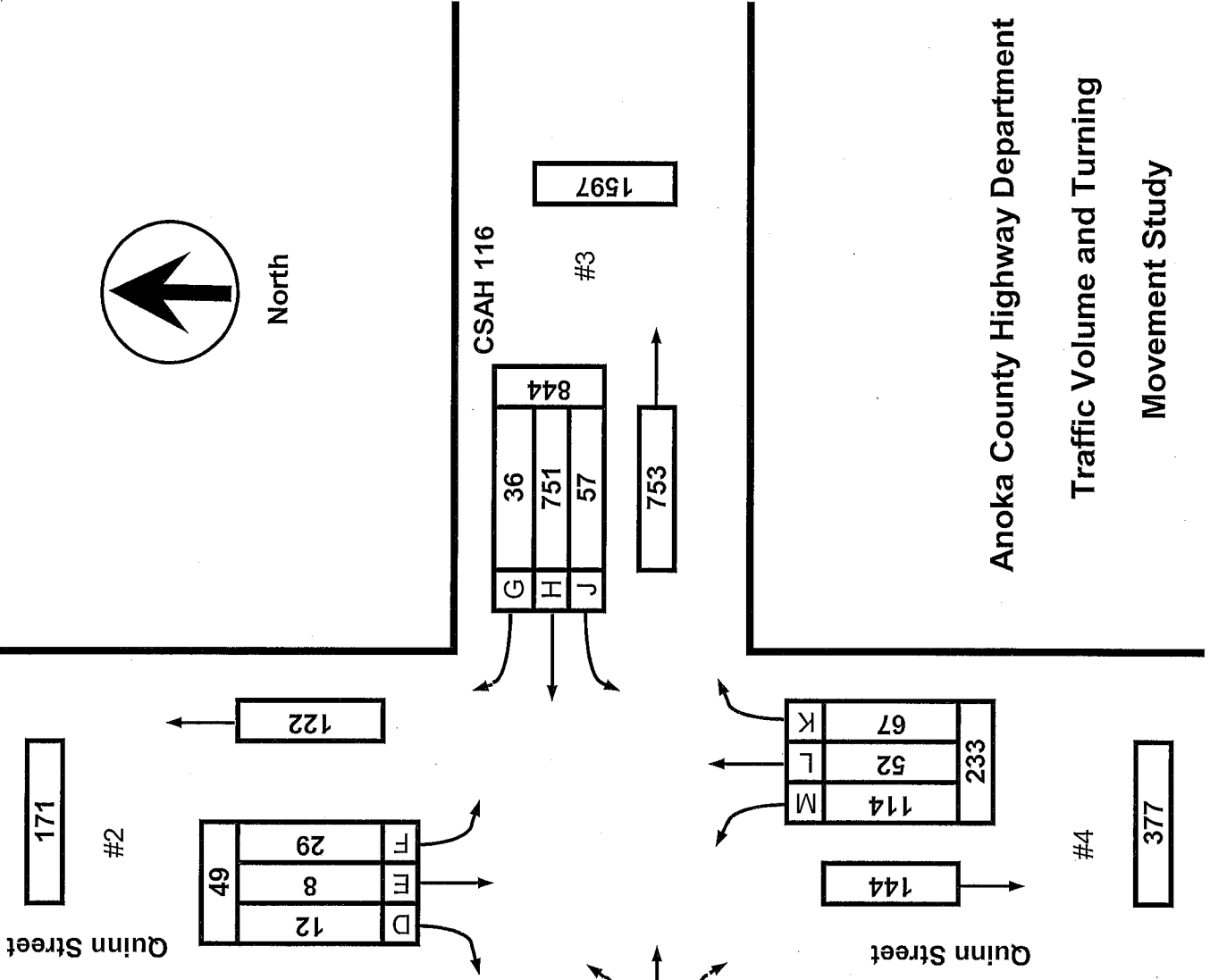
@ Quinn Street

Collection Period: PM PEAK

Hour: 5:00 - 6:00 PM



North



	EXISTING LANES OF APPROACH			TOTAL
	RIGHT TURN LANE	LEFT TURN LANE	THRU LANES	
#1	1	1	2	4
#2	0	1	1	2
#3	1	1	2	4
#4	1	1	1	3

Anoka County Highway Department  
 Traffic Volume and Turning  
 Movement Study



# Anoka County Highway Department

## Traffic Engineering Section

### Traffic Volume and Turning Movement Study

Default Comments  
 Weather: Warm and Rain  
 Counter: DB-400  
 Study Conducted By: Jack and Ann

File Name : TMC 1413  
 Site Code : 14130202  
 Start Date : 06/18/2014  
 Page No : 1

**Groups Printed- Unshifted**

Start Time	Quinn St. Southbound					CSAH 116 Westbound					Quinn St. Northbound					CSAH 116 Eastbound					Exclu. Total	Inclu. Total	Int. Total
	Left	Thru	Right	Heavy	App. Total	Left	Thru	Right	Heavy	App. Total	Left	Thru	Right	Heavy	App. Total	Left	Thru	Right	Heavy	App. Total			
06:00	10	2	5	0	17	4	30	0	0	34	0	0	3	0	3	0	47	0	0	47	0	101	101
06:15	7	0	1	0	8	2	39	0	3	41	0	0	1	0	1	0	66	1	2	67	5	117	122
06:30	17	1	8	0	26	3	40	1	0	44	0	0	4	1	4	0	44	1	0	45	1	119	120
06:45	4	1	2	0	7	6	44	0	5	50	1	0	2	1	3	0	103	3	3	106	9	166	175
Total	38	4	16	0	58	15	153	1	8	169	1	0	10	2	11	0	260	5	5	265	15	503	518
07:00	8	1	3	0	12	3	54	3	2	60	3	0	4	0	7	0	80	1	2	81	4	160	164
07:15	8	0	9	0	17	4	67	0	1	71	2	0	0	0	2	1	106	0	7	107	8	197	205
07:30	11	3	3	0	17	2	68	2	0	72	0	1	4	0	5	0	124	1	8	125	8	219	227
07:45	4	0	5	0	9	2	50	1	3	53	2	0	3	0	5	2	134	2	4	138	7	205	212
Total	31	4	20	0	55	11	239	6	6	256	7	1	11	0	19	3	444	4	21	451	27	781	808
08:00	3	1	2	0	6	6	90	4	2	100	5	0	5	0	10	1	86	4	4	91	6	207	213
08:15	1	0	2	0	3	8	70	0	4	78	9	2	1	0	12	2	87	3	3	92	7	185	192
08:30	3	1	4	0	8	2	58	0	3	60	9	0	3	0	12	2	90	9	5	101	8	181	189
08:45	3	0	2	0	5	6	61	3	3	70	3	1	7	1	11	0	102	14	4	116	8	202	210
Total	10	2	10	0	22	22	279	7	12	308	26	3	16	1	45	5	365	30	16	400	29	775	804
09:00	3	2	0	0	5	11	48	0	4	59	5	1	4	0	10	2	65	8	5	75	9	149	158
09:15	2	1	1	0	4	9	50	0	3	59	7	2	2	1	11	2	95	7	5	104	9	178	187
09:30	1	0	2	0	3	4	63	2	2	69	8	1	7	0	16	1	78	10	2	89	4	177	181
09:45	3	1	0	0	4	10	70	0	5	80	3	1	3	0	7	1	75	10	5	86	10	177	187
Total	9	4	3	0	16	34	231	2	14	267	23	5	16	1	44	6	313	35	17	354	32	681	713
10:00	3	2	3	0	8	10	61	3	3	74	8	0	3	0	11	5	77	6	5	88	8	181	189
10:15	0	0	2	0	2	14	57	1	2	72	6	2	7	0	15	3	72	14	5	89	7	178	185
10:30	1	0	1	0	2	7	59	3	2	69	10	1	12	0	23	2	84	12	6	98	8	192	200
10:45	1	0	0	0	1	9	69	1	3	79	6	1	5	1	12	2	93	7	7	102	11	194	205
Total	5	2	6	0	13	40	246	8	10	294	30	4	27	1	61	12	326	39	23	377	34	745	779
11:00	5	1	1	0	7	14	77	3	4	94	2	1	7	0	10	2	84	17	8	103	12	214	226
11:15	2	0	0	0	2	21	62	2	1	85	11	1	15	1	27	1	84	14	3	99	5	213	218
11:30	3	1	1	0	5	11	89	5	2	105	4	1	5	0	10	3	95	14	5	112	7	232	239
11:45	3	0	2	0	5	8	58	4	1	70	6	0	2	0	8	1	104	11	6	116	7	199	206
Total	13	2	4	0	19	54	286	14	8	354	23	3	29	1	55	7	367	56	22	430	31	858	889
12:00	9	0	5	0	14	12	87	3	4	102	9	1	15	0	25	4	95	23	3	122	7	263	270
12:15	6	3	5	1	14	17	70	2	3	89	7	1	8	0	16	9	131	13	2	153	6	272	278
12:30	4	4	4	0	12	14	115	3	7	132	14	2	11	0	27	4	112	22	5	138	12	309	321
12:45	5	1	3	0	9	13	98	9	3	120	15	0	8	0	23	3	116	8	11	127	14	279	293
Total	24	8	17	1	49	56	370	17	17	443	45	4	42	0	91	20	454	66	21	540	39	1123	1162
13:00	7	0	0	0	7	14	75	4	2	93	17	2	11	0	30	8	141	12	4	161	6	291	297
13:15	2	4	0	0	6	13	111	8	4	132	21	3	7	1	31	5	109	18	5	132	10	301	311
13:30	5	0	1	0	6	22	78	1	3	101	15	0	7	1	22	9	105	14	4	128	8	257	265
13:45	3	2	4	0	9	15	53	3	3	71	13	4	12	0	29	9	104	13	6	126	9	235	244
Total	17	6	5	0	28	64	317	16	12	397	66	9	37	2	112	31	459	57	19	547	33	1084	1117
14:00	1	1	3	0	5	13	79	5	5	97	17	1	10	1	28	2	112	13	1	127	7	257	264
14:15	6	2	2	0	10	8	139	6	4	153	9	4	13	0	26	5	109	13	5	127	9	316	325
14:30	4	1	3	0	8	9	92	2	2	103	23	1	16	0	40	3	132	23	5	158	7	309	316
14:45	3	1	2	0	6	12	119	7	3	138	16	7	11	1	34	6	132	15	5	153	9	331	340
Total	14	5	10	0	29	42	429	20	14	491	65	13	50	2	128	16	485	64	16	565	32	1213	1245
15:00	2	0	2	0	4	18	123	9	3	150	21	7	12	1	40	6	128	24	2	158	6	352	358
15:15	5	0	1	0	6	18	116	6	3	140	17	2	17	1	36	6	110	23	5	139	9	321	330
15:30	5	3	7	0	15	18	137	6	1	161	21	4	20	2	45	10	143	17	8	170	11	391	402
15:45	1	0	3	1	4	28	137	7	7	172	23	5	18	0	46	10	155	24	5	189	13	411	424
Total	13	3	13	1	29	82	513	28	14	623	82	18	67	4	167	32	536	88	20	656	39	1475	1514
16:00	9	0	3	0	12	19	179	5	0	203	4	0	0	0	4	1	6	1	0	8	0	227	227
16:15	7	1	2	0	10	22	158	4	4	184	26	3	14	0	43	2	127	14	2	143	6	380	386
16:30	5	2	1	0	8	23	171	13	3	207	15	3	20	0	38	10	146	20	2	176	5	429	434
16:45	6	5	1	0	12	15	154	12	3	181	43	9	18	0	70	16	155	26	1	197	4	460	464
Total	27	8	7	0	42	79	662	34	10	775	88	15	52	0	155	29	434	61	5	524	15	1496	1511
17:00	2	0	1	0	3	16	179	7	0	202	25	7	17	0	49	10	162	20	2	192	2	446	448
17:15	12	2	2	0	16	19	170	8	3	197	38	28	8	0	74	6	164	27	1	197	4	484	488
17:30	8	2	5	0	15	13	205	10	0	228	30	11	20	1	61	7	172	14	2	193	3	497	500



# Anoka County Highway Department

## Traffic Engineering Section

### Traffic Volume and Turning Movement Study

Default Comments  
 Weather: Warm and Rain  
 Counter: DB-400  
 Study Conducted By: Jack and Ann

File Name : TMC 1413  
 Site Code : 14130202  
 Start Date : 06/18/2014  
 Page No : 2

#### Groups Printed- Unshifted

Start Time	Quinn St. Southbound					CSAH 116 Westbound					Quinn St. Northbound					CSAH 116 Eastbound					Exclu. Total	Inclu. Total	Int. Total
	Left	Thru	Right	Heavys	App. Total	Left	Thru	Right	Heavys	App. Total	Left	Thru	Right	Heavys	App. Total	Left	Thru	Right	Heavys	App. Total			
17:45	7	4	4	0	15	9	197	11	1	217	21	6	22	0	49	11	159	18	3	188	4	469	473
Total	29	8	12	0	49	57	751	36	4	844	114	52	67	1	233	34	657	79	8	770	13	1896	1909
18:00	6	2	0	0	8	23	145	5	1	173	27	8	13	0	48	5	138	17	1	160	2	389	391
18:15	5	1	3	0	9	20	144	12	0	176	18	2	13	0	33	9	133	19	0	161	0	379	379
18:30	1	0	1	0	2	17	130	9	1	156	17	5	12	0	34	5	126	21	1	152	2	344	346
18:45	8	3	0	0	11	16	94	8	1	118	16	2	9	0	27	4	139	20	0	163	1	319	320
Total	20	6	4	0	30	76	513	34	3	623	78	17	47	0	142	23	536	77	2	636	5	1431	1436
19:00	5	2	0	0	7	21	101	10	1	132	15	1	9	0	25	6	107	17	0	130	1	294	295
19:15	9	1	1	0	11	9	80	8	0	97	13	6	22	0	41	3	123	20	1	146	1	295	296
19:30	0	0	1	0	1	10	38	2	0	50	20	6	17	0	43	4	108	8	0	120	0	214	214
19:45	3	1	1	0	5	26	98	2	2	126	18	2	10	0	30	3	83	9	2	95	4	256	260
Total	17	4	3	0	24	66	317	22	3	405	66	15	58	0	139	16	421	54	3	491	6	1059	1065
20:00	5	0	0	0	5	17	90	11	0	118	14	3	11	0	28	6	93	18	0	117	0	268	268
20:15	4	0	2	0	6	10	90	9	0	109	12	9	22	0	43	5	88	12	0	105	0	263	263
20:30	3	4	0	0	7	17	93	5	0	115	10	2	8	0	20	5	114	27	1	146	1	288	289
20:45	4	1	0	0	5	19	88	10	0	117	23	7	16	0	46	5	112	15	0	132	0	300	300
Total	16	5	2	0	23	63	361	35	0	459	59	21	57	0	137	21	407	72	1	500	1	1119	1120
21:00	2	3	0	0	5	10	83	2	1	95	16	3	20	0	39	6	99	14	0	119	1	258	259
21:15	1	1	2	0	4	7	88	8	0	103	20	3	9	0	32	4	88	9	1	101	1	240	241
21:30	4	1	0	0	5	4	56	10	0	70	22	1	6	0	29	3	57	8	0	68	0	172	172
21:45	1	1	2	0	4	10	58	5	1	73	0	0	0	0	0	0	0	0	0	0	1	77	78
Total	8	6	4	0	18	31	285	25	2	341	58	7	35	0	100	13	244	31	1	288	3	747	750
Grand Total	291	77	136	2	504	792	5952	305	137	7049	831	187	621	15	1639	268	6708	818	200	7794	354	16986	17340
Apprch %	57.7	15.3	27			11.2	84.4	4.3			50.7	11.4	37.9			3.4	86.1	10.5					
Total %	1.7	0.5	0.8		3	4.7	35	1.8		41.5	4.9	1.1	3.7		9.6	1.6	39.5	4.8		45.9	2	98	

Start Time	Quinn St. Southbound				CSAH 116 Westbound				Quinn St. Northbound				CSAH 116 Eastbound				Int. Total
	Left	Thru	Right	App. Total	Left	Thru	Right	App. Total	Left	Thru	Right	App. Total	Left	Thru	Right	App. Total	
Peak Hour Analysis From 06:00 to 11:45 - Peak 1 of 1																	
Peak Hour for Entire Intersection Begins at 11:00																	
11:00	5	1	1	7	14	77	3	94	2	1	7	10	2	84	17	103	214
11:15	2	0	0	2	21	62	2	85	11	1	15	27	1	84	14	99	213
11:30	3	1	1	5	11	89	5	105	4	1	5	10	3	95	14	112	232
11:45	3	0	2	5	8	58	4	70	6	0	2	8	1	104	11	116	199
Total Volume	13	2	4	19	54	286	14	354	23	3	29	55	7	367	56	430	858
% App. Total	68.4	10.5	21.1		15.3	80.8	4		41.8	5.5	52.7		1.6	85.3	13		
PHF	.650	.500	.500	.679	.643	.803	.700	.843	.523	.750	.483	.509	.583	.882	.824	.927	.925

Start Time	Quinn St. Southbound				CSAH 116 Westbound				Quinn St. Northbound				CSAH 116 Eastbound				Int. Total
	Left	Thru	Right	App. Total	Left	Thru	Right	App. Total	Left	Thru	Right	App. Total	Left	Thru	Right	App. Total	
Peak Hour Analysis From 12:00 to 21:45 - Peak 1 of 1																	
Peak Hour for Entire Intersection Begins at 17:00																	
17:00	2	0	1	3	16	179	7	202	25	7	17	49	10	162	20	192	446
17:15	12	2	2	16	19	170	8	197	38	28	8	74	6	164	27	197	484
17:30	8	2	5	15	13	205	10	228	30	11	20	61	7	172	14	193	497
17:45	7	4	4	15	9	197	11	217	21	6	22	49	11	159	18	188	469
Total Volume	29	8	12	49	57	751	36	844	114	52	67	233	34	657	79	770	1896
% App. Total	59.2	16.3	24.5		6.8	89	4.3		48.9	22.3	28.8		4.4	85.3	10.3		
PHF	.604	.500	.600	.766	.750	.916	.818	.925	.750	.464	.781	.787	.773	.955	.731	.977	.954



**ANOKA COUNTY HIGHWAY  
PC-WARRANTS  
TRAFFIC SIGNAL WARRANT ANALYSIS**

Study Name : TMC 1413  
Study Date : 06/20/14  
Page No. : 1

**Signal Warrants - Summary**

**Major Street Approaches**

**Eastbound: CSAH 116**

Number of Lanes: 2  
85% Speed > 40 MPH.  
Total Approach Volume: 7,794

**Westbound: CSAH 116**

Number of Lanes: 2  
85% Speed > 40 MPH.  
Total Approach Volume: 7,049

**Minor Street Approaches**

**Northbound: Quinn St.**

Number of Lanes: 2  
  
Total Approach Volume: 1,639

**Southbound: Quinn St.**

Number of Lanes: 2  
  
Total Approach Volume: 504

**Warrant Summary (Rural values apply.)**

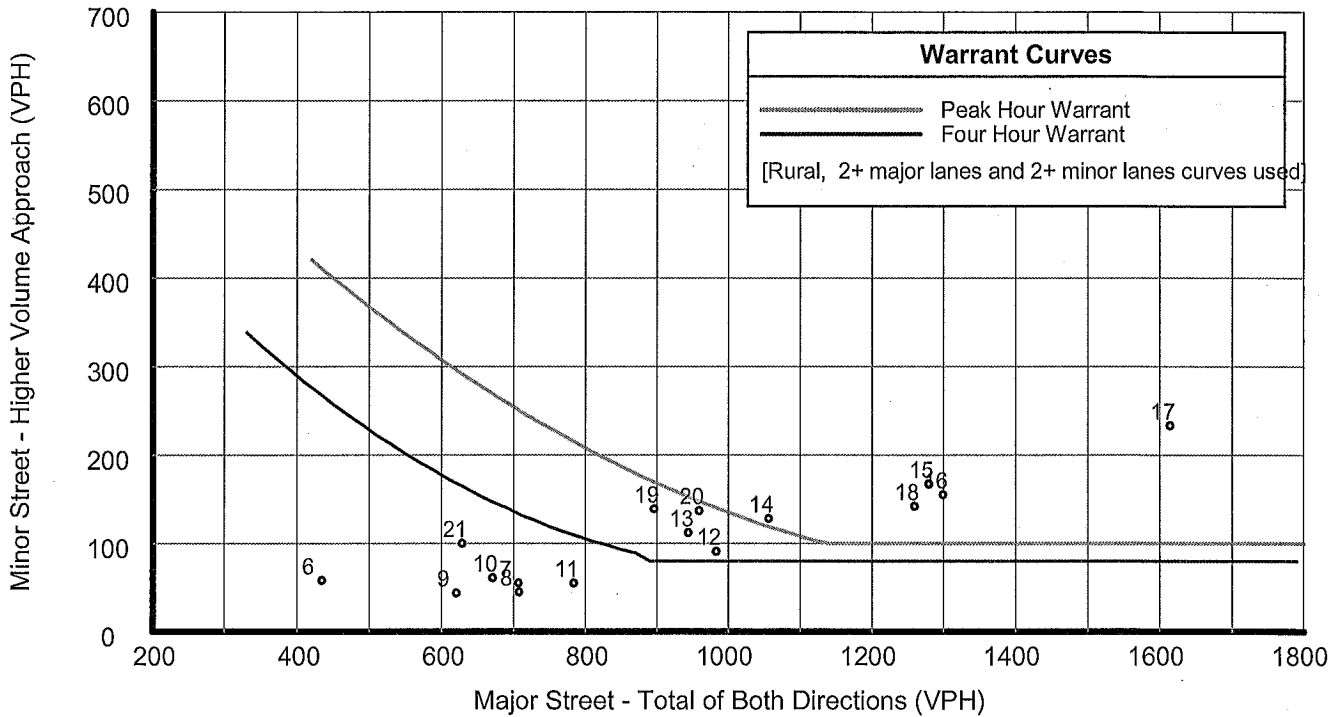
<b>Warrant 1 - Eight Hour Vehicular Volumes</b> .....	<b>Satisfied</b>
<b>Warrant 1A - Minimum Vehicular Volume</b> .....	<b>Not Satisfied</b>
Required volumes reached for 6 hours, 8 are needed	
<b>Warrant 1B - Interruption of Continuous Traffic</b> .....	<b>Satisfied</b>
Required volumes reached for 11 hours, 8 are needed	
<b>Warrant 1 A&amp;B - Combination of Warrants</b> .....	<b>Satisfied</b>
Required volumes reached for 8 hours, 8 are needed	
<b>Warrant 2 - Four Hour Volumes</b> .....	<b>Satisfied</b>
Number of hours (9) volumes exceed minimum < minimum required (4).	
<b>Warrant 3 - Peak Hour</b> .....	<b>Satisfied</b>
<b>Warrant 3A - Peak Hour Delay</b> .....	<b>Satisfied</b>
Number of hours (11) volumes exceed minimum >= required (1). Delay data not evaluated.	
<b>Warrant 3B - Peak Hour Volumes</b> .....	<b>Satisfied</b>
Volumes exceed minimums for at least one hour.	
<b>Warrant 4 - Pedestrian Volumes</b> .....	<b>Not Evaluated</b>
<b>Warrant 5 - School Crossing</b> .....	<b>Not Evaluated</b>
<b>Warrant 6 - Coordinated Signal System</b> .....	<b>Not Evaluated</b>
<b>Warrant 7 - Crash Experience</b> .....	<b>Not Evaluated</b>
<b>Warrant 8 - Roadway Network</b> .....	<b>Not Evaluated</b>
<b>Warrant 9 - Intersection Near a Grade Crossing</b> .....	<b>Not Evaluated</b>



# ANOKA COUNTY HIGHWAY PC-WARRANTS TRAFFIC SIGNAL WARRANT ANALYSIS

Study Name : TMC 1413  
Study Date : 06/20/14  
Page No. : 2

## Signal Warrants - Summary



### Analysis of 8-Hour Volume Warrants:

#### War 1A-Minimum Volume

#### War 1B-Interruption of Traffic

#### War 1C-Combination of Warrants

Hour Begin	Major Total	Minor Vol	Dir	Maj 420	Min 140	Hour Begin	Major Total	Minor Vol	Dir	Maj 630	Min 70	Hour Begin	Major Total	Minor Vol	Dir	Maj 504	Min 112
17:00	1,614	233	NB	Yes	Yes	16:45	1,587	254	NB	Yes	Yes	17:00	1,614	233	NB	Yes	Yes
16:00	1,299	155	NB	Yes	Yes	17:45	1,383	164	NB	Yes	Yes	16:00	1,299	155	NB	Yes	Yes
18:00	1,259	142	NB	Yes	Yes	15:45	1,282	131	NB	Yes	Yes	15:00	1,279	167	NB	Yes	Yes
14:15	1,140	140	NB	Yes	Yes	14:45	1,209	155	NB	Yes	Yes	18:00	1,259	142	NB	Yes	Yes
20:15	938	148	NB	Yes	Yes	12:45	994	106	NB	Yes	Yes	14:00	1,056	128	NB	Yes	Yes
19:15	869	142	NB	Yes	Yes	13:45	962	123	NB	Yes	Yes	20:00	959	137	NB	Yes	Yes
15:45	1,282	131	NB	Yes	No	18:45	956	136	NB	Yes	Yes	13:00	944	112	NB	Yes	Yes
15:30	1,230	138	NB	Yes	No	19:45	931	121	NB	Yes	Yes	19:00	896	139	NB	Yes	Yes
15:15	1,182	131	NB	Yes	No	11:45	922	76	NB	Yes	Yes	12:30	1,035	111	NB	Yes	No
14:00	1,056	128	NB	Yes	No	20:45	805	146	NB	Yes	Yes	12:15	1,013	96	NB	Yes	No
12:30	1,035	111	NB	Yes	No	10:30	729	72	NB	Yes	Yes	12:45	994	106	NB	Yes	No
12:15	1,013	96	NB	Yes	No	11:30	869	59	NB	Yes	No	12:00	983	91	NB	Yes	No
12:45	994	106	NB	Yes	No	07:15	757	49	SB	Yes	No	11:45	922	76	NB	Yes	No
12:00	983	91	NB	Yes	No	07:30	749	35	SB	Yes	No	11:30	869	59	NB	Yes	No
13:45	962	123	NB	Yes	No	07:45	713	39	NB	Yes	No	11:15	811	70	NB	Yes	No
13:00	944	112	NB	Yes	No	08:00	708	45	NB	Yes	No	11:00	784	55	NB	Yes	No
13:30	930	105	NB	Yes	No	07:00	707	55	SB	Yes	No	10:45	779	59	NB	Yes	No
11:45	922	76	NB	Yes	No	10:15	706	60	NB	Yes	No	07:15	757	49	SB	Yes	No
13:15	914	110	NB	Yes	No	06:45	672	53	SB	Yes	No	07:30	749	35	SB	Yes	No
19:00	896	139	NB	Yes	No	10:00	671	61	NB	Yes	No	10:30	729	72	NB	Yes	No
11:30	869	59	NB	Yes	No	09:45	656	56	NB	Yes	No	07:45	713	39	NB	Yes	No
11:15	811	70	NB	Yes	No	08:15	651	45	NB	Yes	No	08:00	708	45	NB	Yes	No
11:00	784	55	NB	Yes	No	09:15	649	45	NB	Yes	No	07:00	707	55	SB	Yes	No
10:45	779	59	NB	Yes	No	09:30	647	49	NB	Yes	No	10:15	706	60	NB	Yes	No



**ANOKA COUNTY HIGHWAY  
PC-WARRANTS  
TRAFFIC SIGNAL WARRANT ANALYSIS**

Study Name : **TMC 1413**  
 Study Date : **06/20/14**  
 Page No. : **1**

**Multi-Way Stop Warrant Report**

**Major Street Approaches**

**Eastbound: CSAH 116**  
 Total Approach Volume: **7,794**  
 85% Speed > 40 MPH.

**Westbound: CSAH 116**  
 Total Approach Volume: **7,049**  
 85% Speed > 40 MPH.

**Minor Street Approaches**

**Northbound: Quinn St.**  
 Total Approach Volume: **1,639**

**Southbound: Quinn St.**  
 Total Approach Volume: **504**

**Warrant Summary**

**Criteria A - Interim Measure** ..... **Not Evaluated**  
 If traffic signals are justified, stop signs can be installed as an interim measure.

**Criteria B - Crash Experience** ..... **Not Evaluated**

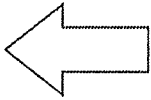
**Criteria C - Minimum Volumes and Delays** ..... **Satisfied**  
 Delay data not evaluated  
 Required volumes reached for 9 hours, 8 are needed

**Criteria D - 80% of Volumes, Delays, and Crashes** ..... **Not Evaluated**  
 Delay data not evaluated  
 Number of crashes (-1) is less than the minimum required (4).  
 Required volumes reached for 0 hours, 8 are needed

**Analysis of 8 Hour Volume Warrants:**

Time	Major Total	Minor Total	Crit C			Crit D		
			Major	Minor Crit	Meets?	Major Crit	Minor Crit	Meets?
12:00 - 13:00	983	140	210-Yes	140-Yes	Both	240-Yes	160-No	Major
13:00 - 14:00	944	140	210-Yes	140-Yes	Both	240-Yes	160-No	Major
14:00 - 15:00	1,056	157	210-Yes	140-Yes	Both	240-Yes	160-No	Major
15:00 - 16:00	1,279	196	210-Yes	140-Yes	Both	240-Yes	160-Yes	Both
16:00 - 17:00	1,299	197	210-Yes	140-Yes	Both	240-Yes	160-Yes	Both
17:00 - 18:00	1,614	282	210-Yes	140-Yes	Both	240-Yes	160-Yes	Both
18:00 - 19:00	1,259	172	210-Yes	140-Yes	Both	240-Yes	160-Yes	Both
19:00 - 20:00	896	163	210-Yes	140-Yes	Both	240-Yes	160-Yes	Both
20:00 - 21:00	959	160	210-Yes	140-Yes	Both	240-Yes	160-Yes	Both
05:45 - 06:45	278	59	210-Yes	140-No	Major	240-Yes	160-No	Major
06:00 - 07:00	434	69	210-Yes	140-No	Major	240-Yes	160-No	Major
06:15 - 07:15	494	68	210-Yes	140-No	Major	240-Yes	160-No	Major
06:30 - 07:30	564	78	210-Yes	140-No	Major	240-Yes	160-No	Major
06:45 - 07:45	672	70	210-Yes	140-No	Major	240-Yes	160-No	Major
07:00 - 08:00	707	74	210-Yes	140-No	Major	240-Yes	160-No	Major
07:15 - 08:15	757	71	210-Yes	140-No	Major	240-Yes	160-No	Major
07:30 - 08:30	749	67	210-Yes	140-No	Major	240-Yes	160-No	Major
07:45 - 08:45	713	65	210-Yes	140-No	Major	240-Yes	160-No	Major
08:00 - 09:00	708	67	210-Yes	140-No	Major	240-Yes	160-No	Major
08:15 - 09:15	651	66	210-Yes	140-No	Major	240-Yes	160-No	Major
08:30 - 09:30	644	66	210-Yes	140-No	Major	240-Yes	160-No	Major
08:45 - 09:45	641	65	210-Yes	140-No	Major	240-Yes	160-No	Major
09:00 - 10:00	621	60	210-Yes	140-No	Major	240-Yes	160-No	Major
09:15 - 10:15	649	64	210-Yes	140-No	Major	240-Yes	160-No	Major





**COUNT LOCATION:**

CSAH 116 (Bunker Lake Blvd.)

**DATE:**

06/19/2014

@ Quinn Street

**NORTH**

APP. #1 = Quinn Street

APP. #2 = CSAH 116

APP. #3 = Quinn Street

APP. #4 = CSAH 116

APP. #2

APP. #1

APP. #3

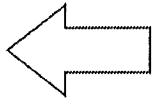
APP. #4

HEAVY VEHICLE- ANY VEHICLE HAVING MORE THAN FOUR TIRES TOUCHING THE PAVEMENT

- A. TRUCKS- A HEAVY VEHICLE INVOLVED PRIMARILY IN THE TRANSPORT OF GOODS OR IN THE DELIVERY OF A SERVICE.
- B. RV- A HEAVY VEHICLE OPERATED BY A PRIVATE MOTORIST AND INVOLVED IN THE TRANSPORT OF RECREATIONAL EQUIPMENT OR FACILITIES.
- C. BUSES- A HEAVY VEHICLE INVOLVED IN THE TRANSPORTATION OF GROUPS OF PEOPLE.

TIME	PEDESTRIANS					HEAVY VEHICLES		
	APP. #1	APP. #2	APP. #3	APP. #4	15 MIN TOT	TRUCKS	RV	BUS
6:00-6:15AM								
6:15-6:30						4		
6:30-6:45						2		
6:45-7:00						7		1
<b>HOURLY TOTAL</b>						<b>HOURLY TOTAL</b>		<b>14</b>
7:00-7:15						4		
7:15-7:30						6		2
7:30-7:45						7		1
7:45-8:00						6		1
<b>HOURLY TOTAL</b>						<b>HOURLY TOTAL</b>		<b>27</b>
8:00-8:15						6		
8:15-8:30						8		
8:30-8:45						9		
8:45-9:00			1		1	7		
<b>HOURLY TOTAL</b>					<b>1</b>	<b>HOURLY TOTAL</b>		<b>30</b>
9:00-9:15			1		1	8		2
9:15-9:30						8		1
9:30-9:45						3		
9:45-10:00						11		
<b>HOURLY TOTAL</b>					<b>1</b>	<b>HOURLY TOTAL</b>		<b>33</b>
10:00-10:15						8		1
10:15-10:30						6	1	
10:30-10:45						7		
10:45-11:00						11		
<b>HOURLY TOTAL</b>						<b>HOURLY TOTAL</b>		<b>34</b>
11:00-11:15						13		
11:15-11:30						5		
11:30-11:45						7		1
11:45-12:00		2			2	5		1
<b>HOURLY TOTAL</b>					<b>2</b>	<b>HOURLY TOTAL</b>		<b>32</b>
12:00-12:15						6		1
12:15-12:30						6		1
12:30-12:45						7	2	2
12:45-1:00						11	1	1
<b>HOURLY TOTAL</b>						<b>HOURLY TOTAL</b>		<b>38</b>
1:00-1:15						4		3
1:15-1:30				1	1	8		2
1:30-1:45			1		1	8		1
1:45-2:00			4	1	5	8		1
<b>HOURLY TOTAL</b>					<b>7</b>	<b>HOURLY TOTAL</b>		<b>35</b>
<b>TOTAL</b>					<b>11</b>	<b>TOTAL</b>		<b>243</b>

1  
2  
3  
4  
5  
6  
7  
8  
9  
10  
11  
12  
13  
14  
15  
16  
17  
18  
19  
20  
21  
22  
23  
24  
25  
26  
27  
28  
29  
30  
31  
32



**COUNT LOCATION:**

CSAH 116 (Bunker Lake Blvd.)

**DATE:**

06/18/2014

@ Quinn Street

**NORTH**

APP. #1 = Quinn Street

APP. #2 = CSAH 116

APP. #3 = Quinn Street

APP. #4 = CSAH 116

APP. #2

APP. #1

APP. #3

APP. #4

HEAVY VEHICLE- ANY VEHICLE HAVING MORE THAN FOUR TIRES TOUCHING THE PAVEMENT

- A. TRUCKS- A HEAVY VEHICLE INVOLVED PRIMARILY IN THE TRANSPORT OF GOODS OR IN THE DELIVERY OF A SERVICE.
- B. RV- A HEAVY VEHICLE OPERATED BY A PRIVATE MOTORIST AND INVOLVED IN THE TRANSPORT OF RECREATIONAL EQUIPMENT OR FACILITIES.
- C. BUSES- A HEAVY VEHICLE INVOLVED IN THE TRANSPORTATION OF GROUPS OF PEOPLE.

TIME	PEDESTRIANS					HEAVY VEHICLES		
	APP. #1	APP. #2	APP. #3	APP. #4	15 MIN TOT	TRUCKS	RV	BUS
2:00-2:15PM						7		1
2:15-2:30			1		1	10		
2:30-2:45		1			1	6		
2:45-3:00		1	4		5	8		1
<b>HOURLY TOTAL</b>					<b>7</b>	<b>HOURLY TOTAL</b>		<b>33</b>
3:00-3:15						3		2
3:15-3:30			3		3	9		1
3:30-3:45			4		4	13	1	
3:45-4:00	1		1		2	9		1
<b>HOURLY TOTAL</b>					<b>9</b>	<b>HOURLY TOTAL</b>		<b>39</b>
4:00-4:15	1				1	3	1	1
4:15-4:30			1		1	1		
4:30-4:45				2	2	3		1
4:45-5:00			5		5	3		1
<b>HOURLY TOTAL</b>					<b>9</b>	<b>HOURLY TOTAL</b>		<b>14</b>
5:00-5:15						2		
5:15-5:30		2	2		4	2		2
5:30-5:45		7	5		12	3		1
5:45-6:00			3		3	4		
<b>HOURLY TOTAL</b>					<b>19</b>	<b>HOURLY TOTAL</b>		<b>14</b>
6:00-6:15		3	2		5	3		
6:15-6:30		2	3		5			
6:30-6:45						1		
6:45-7:00		1	6		7	1		
<b>HOURLY TOTAL</b>					<b>17</b>	<b>HOURLY TOTAL</b>		<b>5</b>
7:00-7:15			3		3	1		
7:15-7:30			3		3	1		
7:30-7:45		1			1	2		
7:45-8:00			2		2	2		1
<b>HOURLY TOTAL</b>					<b>9</b>	<b>HOURLY TOTAL</b>		<b>7</b>
8:00-8:15		1			1			
8:15-8:30		9			9	1		
8:30-8:45		2			2			
8:45-9:00		2			2			
<b>HOURLY TOTAL</b>					<b>14</b>	<b>HOURLY TOTAL</b>		<b>1</b>
9:00-9:15			1		1			1
9:15-9:30		3	1		4	1		
9:30-9:45								
9:45-10:00						1		
<b>HOURLY TOTAL</b>					<b>5</b>	<b>HOURLY TOTAL</b>		<b>3</b>
<b>TOTAL</b>					<b>100</b>	<b>TOTAL</b>		<b>359</b>

1  
2  
3  
4  
5  
6  
7  
8  
9  
10  
11  
12  
13  
14  
15  
16  
17  
18  
19  
20  
21  
22  
23  
24  
25  
26  
27  
28  
29  
30  
31  
32