

Date : 06/24/14


Count Number : TMC1422

Location : CSAH 14 (Main Street)

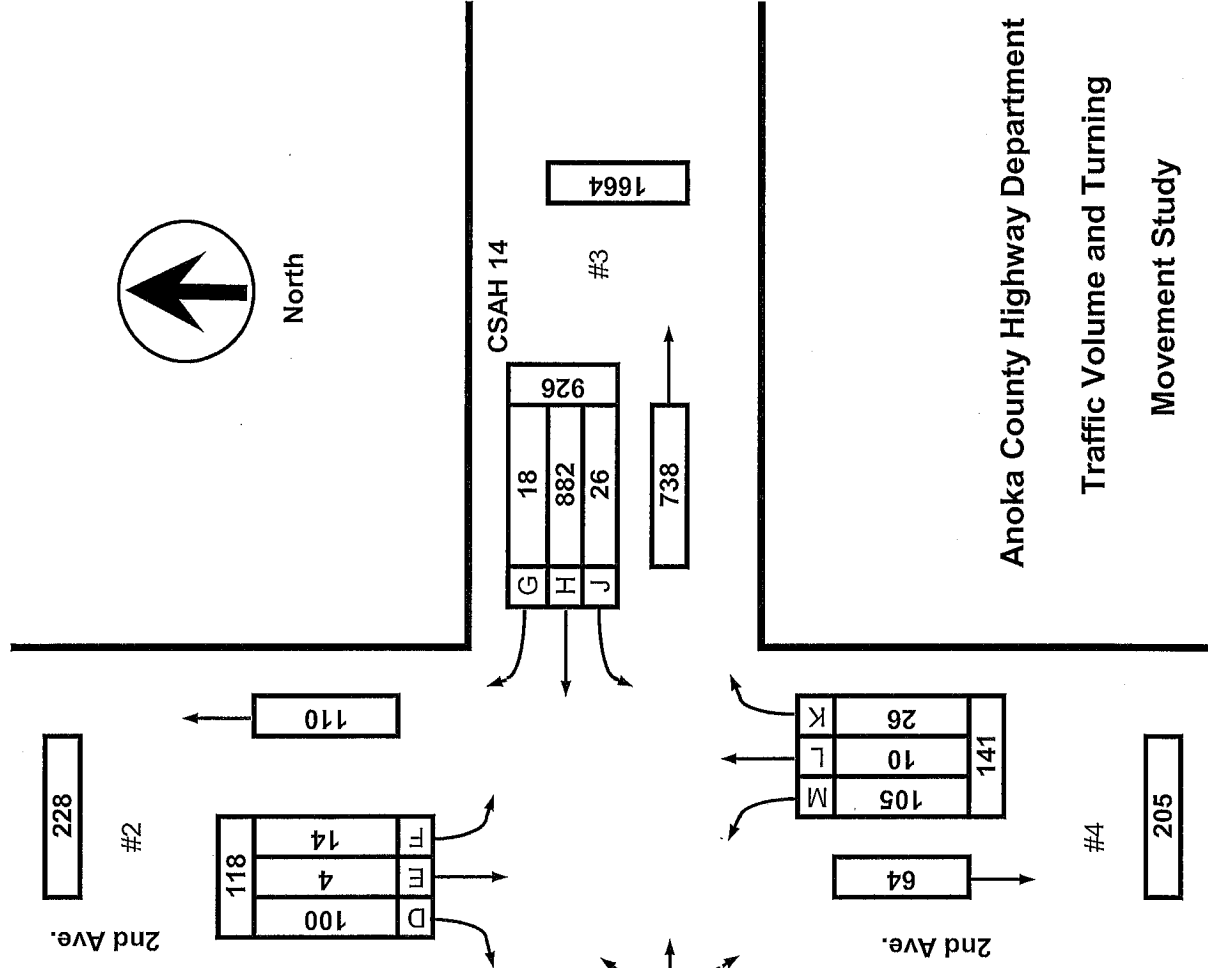
@ 2nd Ave.

Collection Period : PM PEAK

Hour : 4:15 - 5:15 PM



North



EXISTING LANES OF APPROACH				TOTAL
	RIGHT TURN LANE	LEFT TURN LANE	THRU LANES	
#1	0	1	2	3
#2	0	0	1	1
#3	0	1	2	3
#4	0	0	1	1

Anoka County Highway Department  
 Traffic Volume and Turning  
 Movement Study

Date : 06/24/14

Count Number : TMC1422

Location : CSAH 14 (Main Street)

@ 2nd Ave.

Collection Period : PEAK HOURS

7-9:00 AM, 12-2:00 PM, 3:30-5:30 PM


1162

#2

2nd Ave.

517			
368	□		
69	▢		
80	▣		
	▤		

645



North

CSAH 14

121	G
3608	H
173	J
3902	

7848

#3

3946

8890	#1
4440	
4450	
489	C
3737	B
224	A

CSAH 14

EXISTING LANES OF APPROACH				
	RIGHT TURN LANE	LEFT TURN LANE	THRU LANES	TOTAL
#1	0	1	2	3
#2	0	0	1	1
#3	0	1	2	3
#4	0	0	1	1

129	K
35	L
464	M
628	

466

2nd Ave.

#4


1094

Anoka County Highway Department

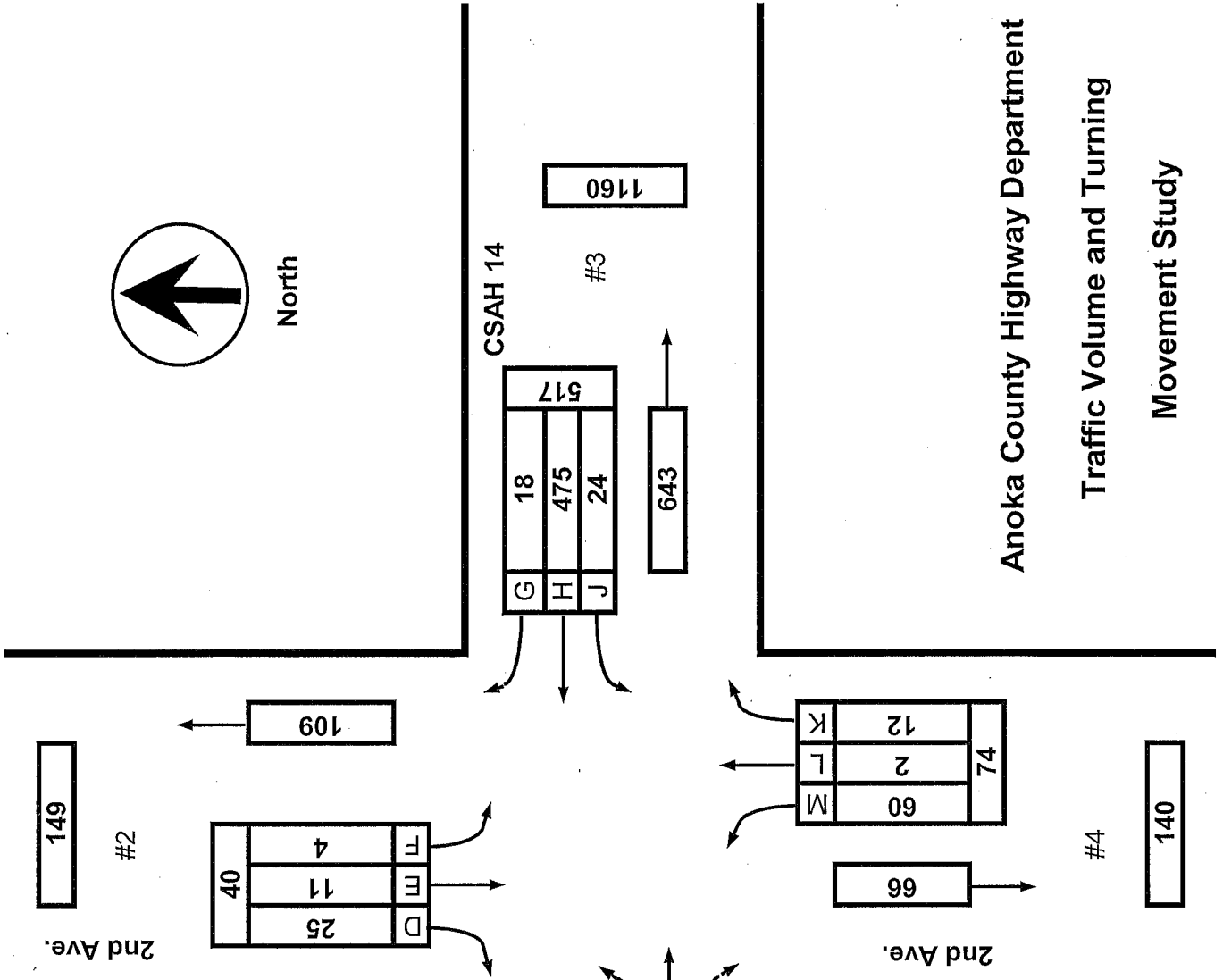
Traffic Volume and Turning

Movement Study

Date : 06/24/14  
 Count Number : TMC1422  
 Location : CSAH 14 (Main Street)  
@ 2nd Ave.  
 Collection Period : AM PEAK  
 Hour : 7:45 - 8:45 AM



North



	EXISTING LANES OF APPROACH			TOTAL
	RIGHT TURN LANE	LEFT TURN LANE	THRU LANES	
#1	0	1	2	3
#2	0	0	1	1
#3	0	1	2	3
#4	0	0	1	1

Anoka County Highway Department  
 Traffic Volume and Turning  
 Movement Study

Date : 06/24/14


Count Number : TMC1422

Location : CSAH 14 (Main Street)

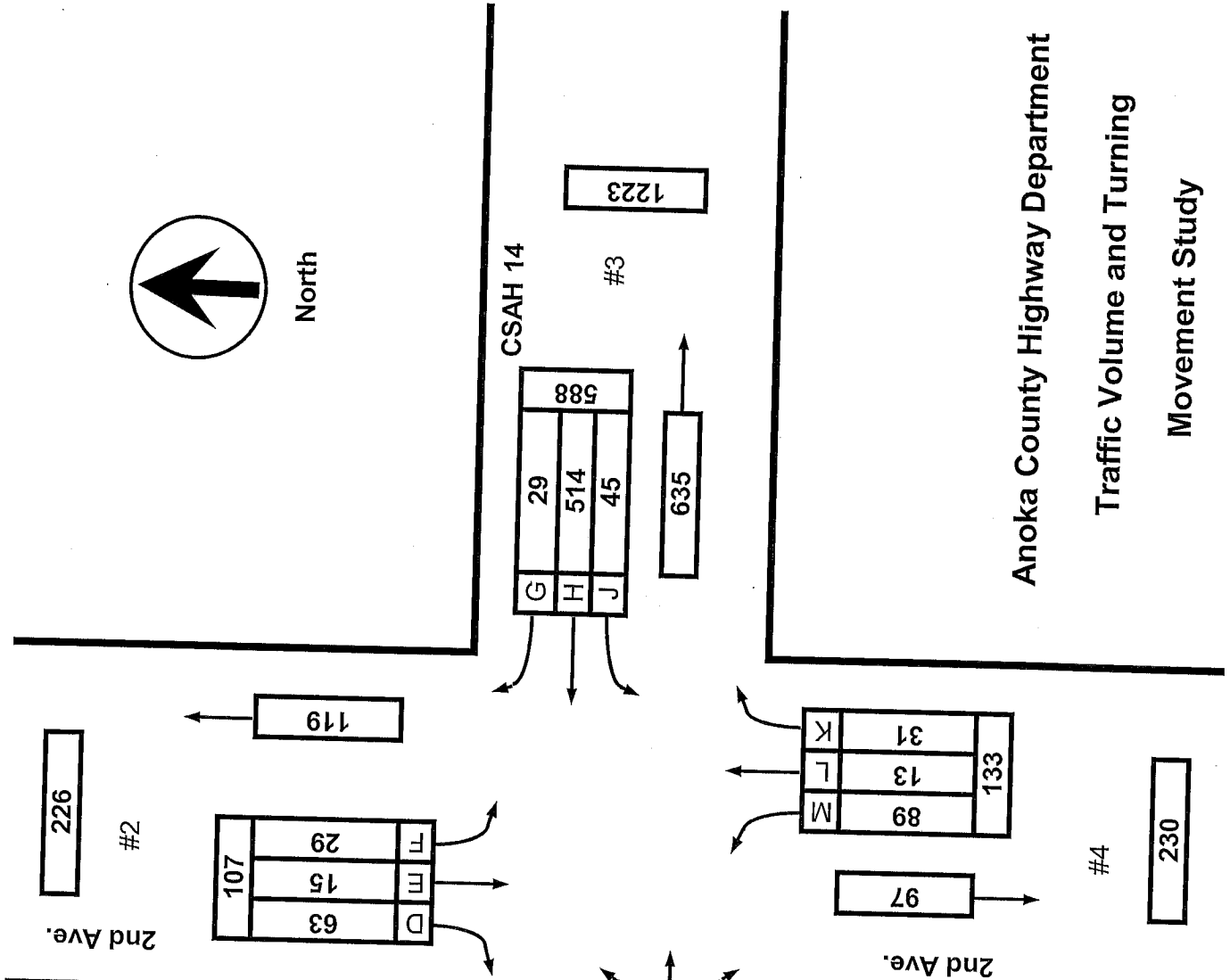
@ 2nd Ave.

Collection Period : MIDDAY PEAK

Hour : 1:00 - 2:00 PM



North



Anoka County Highway Department  
 Traffic Volume and Turning  
 Movement Study

	EXISTING LANES OF APPROACH			TOTAL
	RIGHT TURN LANE	LEFT TURN LANE	THRU LANES	
#1	0	1	2	3
#2	0	0	1	1
#3	0	1	2	3
#4	0	0	1	1



# Anoka County Highway Department

## Traffic Engineering Section

### Traffic Volume and Turning Movement Study

Default Comments

Weather: Warm and PCloudy

Counter: DB-400

Study Conducted By: Sam and Andrea

File Name : TMC 1422

Site Code : 14220203

Start Date : 06/24/2014

Page No : 1

#### Groups Printed- Unshifted

Start Time	2nd Ave. Southbound					CSAH 14 Westbound					2nd Ave. Northbound					CSAH 14 Eastbound					Exclu. Total	Inclu. Total	Int. Total
	Left	Thru	Right	Heavys	App. Total	Left	Thru	Right	Heavys	App. Total	Left	Thru	Right	Heavys	App. Total	Left	Thru	Right	Heavys	App. Total			
07:00	2	0	7	0	9	0	134	3	5	137	10	0	1	0	11	28	112	3	2	143	7	300	307
07:15	6	0	5	0	11	3	126	4	3	133	11	0	1	0	12	12	157	2	5	171	8	327	335
07:30	0	4	4	0	8	4	128	3	5	135	11	1	3	0	15	25	134	4	2	163	7	321	328
07:45	0	3	5	0	8	8	125	6	7	139	10	0	3	0	13	26	175	10	4	211	11	371	382
<b>Total</b>	<b>8</b>	<b>7</b>	<b>21</b>	<b>0</b>	<b>36</b>	<b>15</b>	<b>513</b>	<b>16</b>	<b>20</b>	<b>544</b>	<b>42</b>	<b>1</b>	<b>8</b>	<b>0</b>	<b>51</b>	<b>91</b>	<b>578</b>	<b>19</b>	<b>13</b>	<b>688</b>	<b>33</b>	<b>1319</b>	<b>1352</b>
08:00	1	2	5	0	8	6	95	6	3	107	13	0	2	0	15	27	148	4	1	179	4	309	313
08:15	1	5	2	0	8	3	125	3	1	131	19	1	5	2	25	26	150	10	9	186	12	350	362
08:30	2	1	13	1	16	7	130	3	5	140	18	1	2	0	21	10	154	7	5	171	11	348	359
08:45	2	4	7	0	13	9	83	3	2	95	13	1	5	0	19	25	141	14	7	180	9	307	316
<b>Total</b>	<b>6</b>	<b>12</b>	<b>27</b>	<b>1</b>	<b>45</b>	<b>25</b>	<b>433</b>	<b>15</b>	<b>11</b>	<b>473</b>	<b>63</b>	<b>3</b>	<b>14</b>	<b>2</b>	<b>80</b>	<b>88</b>	<b>593</b>	<b>35</b>	<b>22</b>	<b>716</b>	<b>36</b>	<b>1314</b>	<b>1350</b>
*** BREAK ***																							
12:00	4	8	12	1	24	7	147	5	4	159	21	4	9	2	34	24	134	16	8	174	15	391	406
12:15	1	3	25	1	29	8	121	6	6	135	22	0	12	1	34	24	122	14	7	160	15	358	373
12:30	3	4	21	2	28	12	137	4	9	153	27	0	2	2	29	13	146	11	4	170	17	380	397
12:45	5	4	18	1	27	14	94	4	4	112	7	0	7	0	14	7	163	16	5	186	10	339	349
<b>Total</b>	<b>13</b>	<b>19</b>	<b>76</b>	<b>5</b>	<b>108</b>	<b>41</b>	<b>499</b>	<b>19</b>	<b>23</b>	<b>559</b>	<b>77</b>	<b>4</b>	<b>30</b>	<b>5</b>	<b>111</b>	<b>68</b>	<b>565</b>	<b>57</b>	<b>24</b>	<b>690</b>	<b>57</b>	<b>1468</b>	<b>1525</b>
13:00	11	3	14	0	28	9	129	6	7	144	25	2	10	1	37	28	123	7	3	158	11	367	378
13:15	3	4	11	0	18	10	135	11	4	156	20	4	9	0	33	10	140	5	4	155	8	362	370
13:30	8	4	19	1	31	6	125	7	7	138	20	4	3	1	27	16	160	14	6	190	15	386	401
13:45	7	4	19	1	30	20	125	5	4	150	24	3	9	1	36	23	152	11	3	186	9	402	411
<b>Total</b>	<b>29</b>	<b>15</b>	<b>63</b>	<b>2</b>	<b>107</b>	<b>45</b>	<b>514</b>	<b>29</b>	<b>22</b>	<b>588</b>	<b>89</b>	<b>13</b>	<b>31</b>	<b>3</b>	<b>133</b>	<b>77</b>	<b>575</b>	<b>37</b>	<b>16</b>	<b>689</b>	<b>43</b>	<b>1517</b>	<b>1560</b>
*** BREAK ***																							
15:30	2	6	22	0	30	6	192	8	5	206	28	2	5	0	35	25	186	11	1	222	6	493	499
15:45	3	0	13	0	16	6	193	9	2	208	22	0	4	0	26	23	180	12	2	215	4	465	469
<b>Total</b>	<b>5</b>	<b>6</b>	<b>35</b>	<b>0</b>	<b>46</b>	<b>12</b>	<b>385</b>	<b>17</b>	<b>7</b>	<b>414</b>	<b>50</b>	<b>2</b>	<b>9</b>	<b>0</b>	<b>61</b>	<b>48</b>	<b>366</b>	<b>23</b>	<b>3</b>	<b>437</b>	<b>10</b>	<b>958</b>	<b>968</b>
16:00	1	2	24	0	27	5	184	4	2	193	21	0	7	0	28	19	168	10	3	197	5	445	450
16:15	5	1	16	1	22	9	190	5	3	204	31	2	8	0	41	20	188	8	3	216	7	483	490
16:30	3	1	44	1	48	9	243	9	3	261	26	3	7	1	36	23	159	6	0	188	5	533	538
16:45	3	2	20	0	25	6	240	1	4	247	19	3	6	1	28	23	185	10	5	218	10	518	528
<b>Total</b>	<b>12</b>	<b>6</b>	<b>104</b>	<b>2</b>	<b>122</b>	<b>29</b>	<b>857</b>	<b>19</b>	<b>12</b>	<b>905</b>	<b>97</b>	<b>8</b>	<b>28</b>	<b>2</b>	<b>133</b>	<b>85</b>	<b>700</b>	<b>34</b>	<b>11</b>	<b>819</b>	<b>27</b>	<b>1979</b>	<b>2006</b>
17:00	3	0	20	0	23	2	209	3	1	214	29	2	5	0	36	16	166	10	2	192	3	465	468
17:15	4	4	22	1	30	4	198	3	2	205	17	2	4	0	23	16	194	9	4	219	7	477	484
<b>Grand Total</b>	<b>80</b>	<b>69</b>	<b>368</b>	<b>11</b>	<b>517</b>	<b>173</b>	<b>3608</b>	<b>121</b>	<b>98</b>	<b>3902</b>	<b>464</b>	<b>35</b>	<b>129</b>	<b>12</b>	<b>628</b>	<b>489</b>	<b>3737</b>	<b>224</b>	<b>95</b>	<b>4450</b>	<b>216</b>	<b>9497</b>	<b>9713</b>
Approch %	15.5	13.3	71.2			4.4	92.5	3.1			73.9	5.6	20.5			11	84	5					
Total %	0.8	0.7	3.9		5.4	1.8	38	1.3		41.1	4.9	0.4	1.4		6.6	5.1	39.3	2.4		46.9	2.2	97.8	

Start Time	2nd Ave. Southbound					CSAH 14 Westbound					2nd Ave. Northbound					CSAH 14 Eastbound					Int. Total
	Left	Thru	Right	App. Total	Left	Thru	Right	App. Total	Left	Thru	Right	App. Total	Left	Thru	Right	App. Total					
Peak Hour Analysis From 07:00 to 09:45 - Peak 1 of 1																					
Peak Hour for Entire Intersection Begins at 07:45																					
07:45	0	3	5	8	8	125	6	139	10	0	3	13	26	175	10	211	371				
08:00	1	2	5	8	6	95	6	107	13	0	2	15	27	148	4	179	309				
08:15	1	5	2	8	3	125	3	131	19	1	5	25	26	150	10	186	350				
08:30	2	1	13	16	7	130	3	140	18	1	2	21	10	154	7	171	348				
<b>Total Volume</b>	<b>4</b>	<b>11</b>	<b>25</b>	<b>40</b>	<b>24</b>	<b>475</b>	<b>18</b>	<b>517</b>	<b>60</b>	<b>2</b>	<b>12</b>	<b>74</b>	<b>89</b>	<b>627</b>	<b>31</b>	<b>747</b>	<b>1378</b>				
<b>% App. Total</b>	<b>10</b>	<b>27.5</b>	<b>62.5</b>		<b>4.6</b>	<b>91.9</b>	<b>3.5</b>		<b>81.1</b>	<b>2.7</b>	<b>16.2</b>		<b>11.9</b>	<b>83.9</b>	<b>4.1</b>						
PHF	.500	.550	.481	.625	.750	.913	.750	.923	.789	.500	.600	.740	.824	.896	.775	.885	.929				



# Anoka County Highway Department

## Traffic Engineering Section

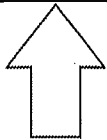
### Traffic Volume and Turning Movement Study

Default Comments  
 Weather: Warm and PCloudy  
 Counter: DB-400  
 Study Conducted By: Sam and Andrea

File Name : TMC 1422  
 Site Code : 14220203  
 Start Date : 06/24/2014  
 Page No : 2

Start Time	2nd Ave. Southbound				CSAH 14 Westbound				2nd Ave. Northbound				CSAH 14 Eastbound				Int. Total
	Left	Thru	Right	App. Total	Left	Thru	Right	App. Total	Left	Thru	Right	App. Total	Left	Thru	Right	App. Total	
Peak Hour Analysis From 10:00 to 13:45 - Peak 1 of 1																	
Peak Hour for Entire Intersection Begins at 13:00																	
13:00	11	3	14	28	9	129	6	144	25	2	10	37	28	123	7	158	367
13:15	3	4	11	18	10	135	11	156	20	4	9	33	10	140	5	155	362
13:30	8	4	19	31	6	125	7	138	20	4	3	27	16	160	14	190	386
13:45	7	4	19	30	20	125	5	150	24	3	9	36	23	152	11	186	402
Total Volume	29	15	63	107	45	514	29	588	89	13	31	133	77	575	37	689	1517
% App. Total	27.1	14	58.9		7.7	87.4	4.9		66.9	9.8	23.3		11.2	83.5	5.4		
PHF	.659	.938	.829	.863	.563	.952	.659	.942	.890	.813	.775	.899	.688	.898	.661	.907	.943

Peak Hour Analysis From 14:00 to 17:15 - Peak 1 of 1																	
Peak Hour for Entire Intersection Begins at 16:15																	
16:15	5	1	16	22	9	190	5	204	31	2	8	41	20	188	8	216	483
16:30	3	1	44	48	9	243	9	261	26	3	7	36	23	159	6	188	533
16:45	3	2	20	25	6	240	1	247	19	3	6	28	23	185	10	218	518
17:00	3	0	20	23	2	209	3	214	29	2	5	36	16	166	10	192	465
Total Volume	14	4	100	118	26	882	18	926	105	10	26	141	82	698	34	814	1999
% App. Total	11.9	3.4	84.7		2.8	95.2	1.9		74.5	7.1	18.4		10.1	85.7	4.2		
PHF	.700	.500	.568	.615	.722	.907	.500	.887	.847	.833	.813	.860	.891	.928	.850	.933	.938



**NORTH**

**COUNT LOCATION:**

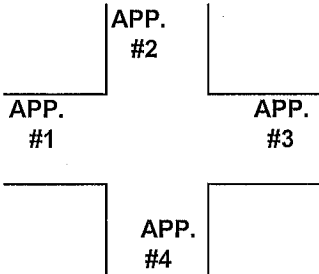
CSAH 14 (Main Street)

**DATE:**

06/17/2014

@ 2nd Ave.

APP. #1 = CSAH 14
APP. #2 = 2nd Ave.
APP. #3 = CSAH 14
APP. #4 = 2nd Ave.

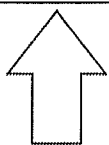


HEAVY VEHICLE- ANY VEHICLE HAVING MORE THAN FOUR TIRES TOUCHING THE PAVEMENT

- A. TRUCKS- A HEAVY VEHICLE INVOLVED PRIMARILY IN THE TRANSPORT OF GOODS OR IN THE DELIVERY OF A SERVICE.
- B. RV- A HEAVY VEHICLE OPERATED BY A PRIVATE MOTORIST AND INVOLVED IN THE TRANSPORT OF RECREATIONAL EQUIPMENT OR FACILITIES.
- C. BUSES- A HEAVY VEHICLE INVOLVED IN THE TRANSPORTATION OF GROUPS OF PEOPLE.

TIME	PEDESTRIANS					HEAVY VEHICLES		
	APP. #1	APP. #2	APP. #3	APP. #4	15 MIN TOT	TRUCKS	RV	BUS
6:00-6:15AM								
6:15-6:30								
6:30-6:45								
6:45-7:00								
<b>HOURLY TOTAL</b>						<b>HOURLY TOTAL</b>		
7:00-7:15	1	1			2	5		2
7:15-7:30		2			2	9		1
7:30-7:45	1	2	1		4	5		1
7:45-8:00		1	1	2	4	9		1
<b>HOURLY TOTAL</b>					<b>12</b>	<b>HOURLY TOTAL</b>		<b>33</b>
8:00-8:15	1			1	2	4		1
8:15-8:30		1		2	3	10		1
8:30-8:45	1	3	7	3	14	10		1
8:45-9:00	2			3	5	8		1
<b>HOURLY TOTAL</b>					<b>24</b>	<b>HOURLY TOTAL</b>		<b>36</b>
9:00-9:15								
9:15-9:30								
9:30-9:45								
9:45-10:00								
<b>HOURLY TOTAL</b>						<b>HOURLY TOTAL</b>		
10:00-10:15								
10:15-10:30								
10:30-10:45								
10:45-11:00								
<b>HOURLY TOTAL</b>						<b>HOURLY TOTAL</b>		
11:00-11:15								
11:15-11:30								
11:30-11:45								
11:45-12:00								
<b>HOURLY TOTAL</b>						<b>HOURLY TOTAL</b>		
12:00-12:15	26	9	12	28	75	12		3
12:15-12:30	9	4	10	16	39	13		3
12:30-12:45	8	3	5	19	35	11		6
12:45-1:00	16	21	10	29	76	4		6
<b>HOURLY TOTAL</b>					<b>225</b>	<b>HOURLY TOTAL</b>		<b>58</b>
1:00-1:15	5	3	12	30	50	7	1	4
1:15-1:30	3	4	5	11	23	4		5
1:30-1:45	10	2	15	18	45	9		5
1:45-2:00	12	4	6	10	32	7		2
<b>HOURLY TOTAL</b>					<b>150</b>	<b>HOURLY TOTAL</b>		<b>44</b>
<b>TOTAL</b>					<b>411</b>	<b>TOTAL</b>		<b>171</b>

1  
2  
3  
4  
5  
6  
7  
8  
9  
10  
11  
12  
13  
14  
15  
16  
17  
18  
19  
20  
21  
22  
23  
24  
25  
26  
27  
28  
29  
30  
31  
32



**NORTH**

**COUNT LOCATION:** \_\_\_\_\_

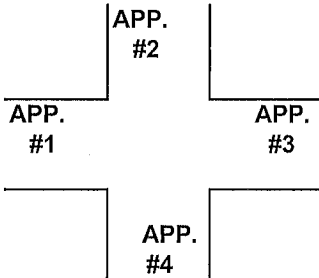
CSAH 14 (Main Street)

**DATE:** \_\_\_\_\_

06/24/2014

@ 2nd Ave.

APP. #1 = CSAH 14
APP. #2 = 2nd Ave.
APP. #3 = CSAH 14
APP. #4 = 2nd Ave.



HEAVY VEHICLE- ANY VEHICLE HAVING MORE THAN FOUR TIRES TOUCHING THE PAVEMENT

- A. TRUCKS- A HEAVY VEHICLE INVOLVED PRIMARILY IN THE TRANSPORT OF GOODS OR IN THE DELIVERY OF A SERVICE.
- B. RV- A HEAVY VEHICLE OPERATED BY A PRIVATE MOTORIST AND INVOLVED IN THE TRANSPORT OF RECREATIONAL EQUIPMENT OR FACILITIES.
- C. BUSES- A HEAVY VEHICLE INVOLVED IN THE TRANSPORTATION OF GROUPS OF PEOPLE.

TIME	PEDESTRIANS					HEAVY VEHICLES		
	APP. #1	APP. #2	APP. #3	APP. #4	15 MIN TOT	TRUCKS	RV	BUS
2:00-2:15PM								
2:15-2:30								
2:30-2:45								
2:45-3:00								
<b>HOURLY TOTAL</b>						<b>HOURLY TOTAL</b>		
3:00-3:15								
3:15-3:30								
3:30-3:45	15	2	3	6	26	5		
3:45-4:00	22	3	1	15	41	5		1
<b>HOURLY TOTAL</b>					<b>67</b>	<b>HOURLY TOTAL</b>		<b>11</b>
4:00-4:15	7	8	5	21	41	3		
4:15-4:30	16	12	7	5	40	5		2
4:30-4:45	16	13	2	8	39	4		2
4:45-5:00	11	7	6	3	27	9		1
<b>HOURLY TOTAL</b>					<b>147</b>	<b>HOURLY TOTAL</b>		<b>26</b>
5:00-5:15	2	5	3	7	17	2		1
5:15-5:30	8	3	1	4	16	5		2
5:30-5:45								
5:45-6:00								
<b>HOURLY TOTAL</b>					<b>33</b>	<b>HOURLY TOTAL</b>		<b>10</b>
6:00-6:15								
6:15-6:30								
6:30-6:45								
6:45-7:00								
<b>HOURLY TOTAL</b>						<b>HOURLY TOTAL</b>		
7:00-7:15								
7:15-7:30								
7:30-7:45								
7:45-8:00								
<b>HOURLY TOTAL</b>						<b>HOURLY TOTAL</b>		
8:00-8:15								
8:15-8:30								
8:30-8:45								
8:45-9:00								
<b>HOURLY TOTAL</b>						<b>HOURLY TOTAL</b>		
9:00-9:15								
9:15-9:30								
9:30-9:45								
9:45-10:00								
<b>HOURLY TOTAL</b>						<b>HOURLY TOTAL</b>		
					<b>TOTAL</b>	<b>658</b>		
						<b>TOTAL</b>	<b>218</b>	

1  
2  
3  
4  
5  
6  
7  
8  
9  
10  
11  
12  
13  
14  
15  
16  
17  
18  
19  
20  
21  
22  
23  
24  
25  
26  
27  
28  
29  
30  
31  
32