

Date : 06/18/14


Count Number : TMC1423

Location : CSAH 14 (Main Street)

@ 3rd Ave.

Collection Period : PEAK HOURS

7-9:00 AM, 12-2:00 PM, 3:30-5:30 PM



North

1464

#2

3rd Ave.

D	274
E	74
F	341
G	689

G	392
H	3714
J	155
4261	

#3

8129

3868

CSAH 14

A	145
B	3386
C	310
3841	

#1

7992

CSAH 14

4151

M	163
L	73
K	141
377	

#4

374

3rd Ave.

751

EXISTING LANES OF APPROACH				
	RIGHT TURN LANE	LEFT TURN LANE	THRU LANES	TOTAL
#1	0	1	2	3
#2	0	0	1	1
#3	0	1	2	3
#4	0	0	1	1

Anoka County Highway Department

Traffic Volume and Turning

Movement Study

Date : 06/18/14


Count Number : TMC1423

Location : CSAH 14 (Main Street)

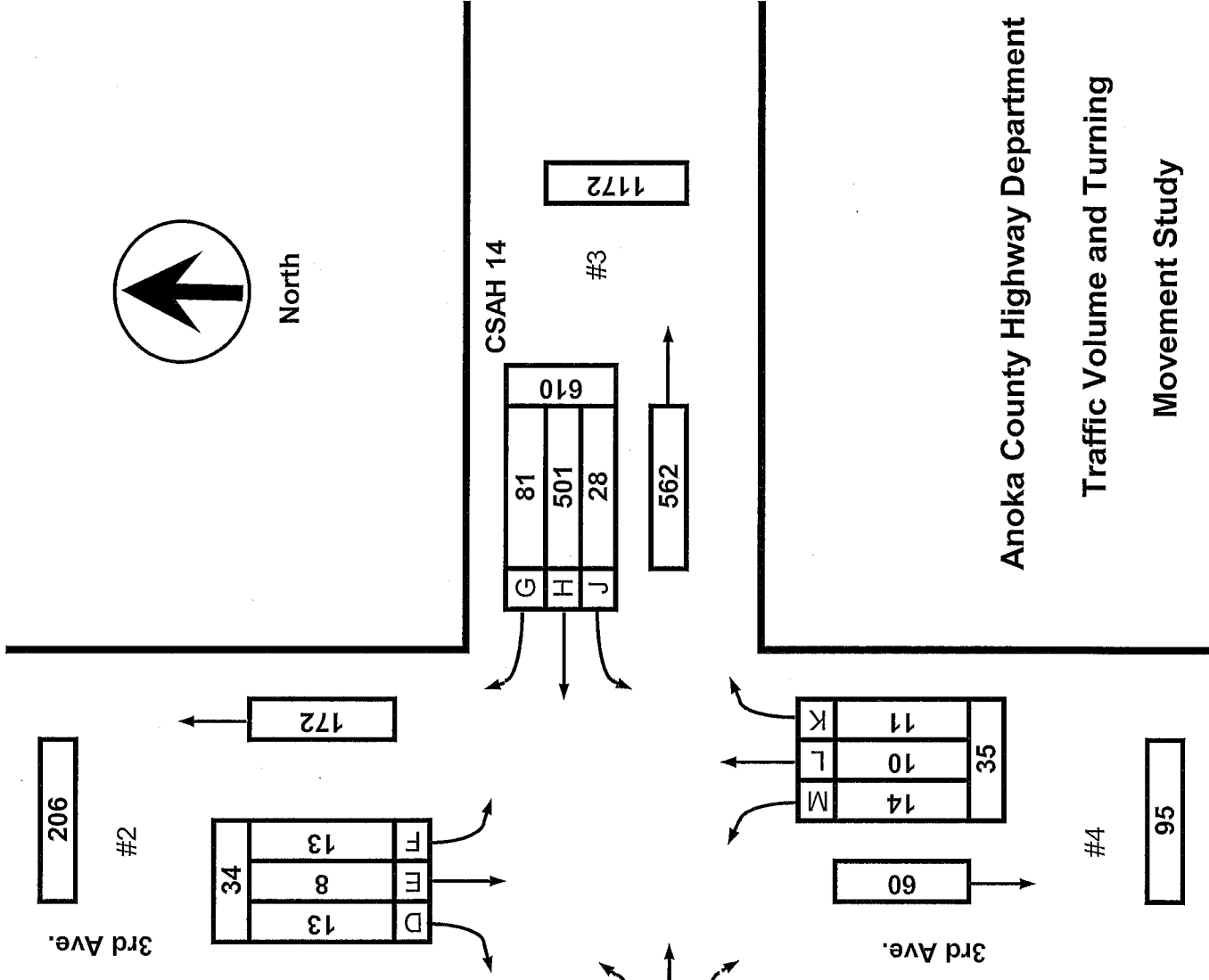
@ 3rd Ave.

Collection Period : AM PEAK

Hour : 7:30 - 8:30 AM



North



EXISTING LANES OF APPROACH				TOTAL
	RIGHT TURN LANE	LEFT TURN LANE	THRU LANES	
#1	0	1	2	3
#2	0	0	1	1
#3	0	1	2	3
#4	0	0	1	1

Anoka County Highway Department
 Traffic Volume and Turning
 Movement Study

Date : 07/08/14


Count Number : TMC1423

Location : CSAH 14 (Main Street)

@ 3rd Ave.

Collection Period : MIDDAY PEAK

Hour : 12:30 - 1:30 PM



North

298

#2

3rd Ave.

155	D	50
88	M	17
	T	88

143

CSAH 14

79	G
583	H
30	J

#3

1357

665

660

#1

1296

CSAH 14

636	C	54
555	B	555
27	A	27

EXISTING LANES OF APPROACH				TOTAL
RIGHT TURN LANE	LEFT TURN LANE	THRU LANES		
0	1	2		3
0	0	1		1
0	1	2		3
0	0	1		1

3rd Ave.

27	M
10	L
22	K
59	

#4

74

133

Anoka County Highway Department

Traffic Volume and Turning

Movement Study

Date : 07/08/14

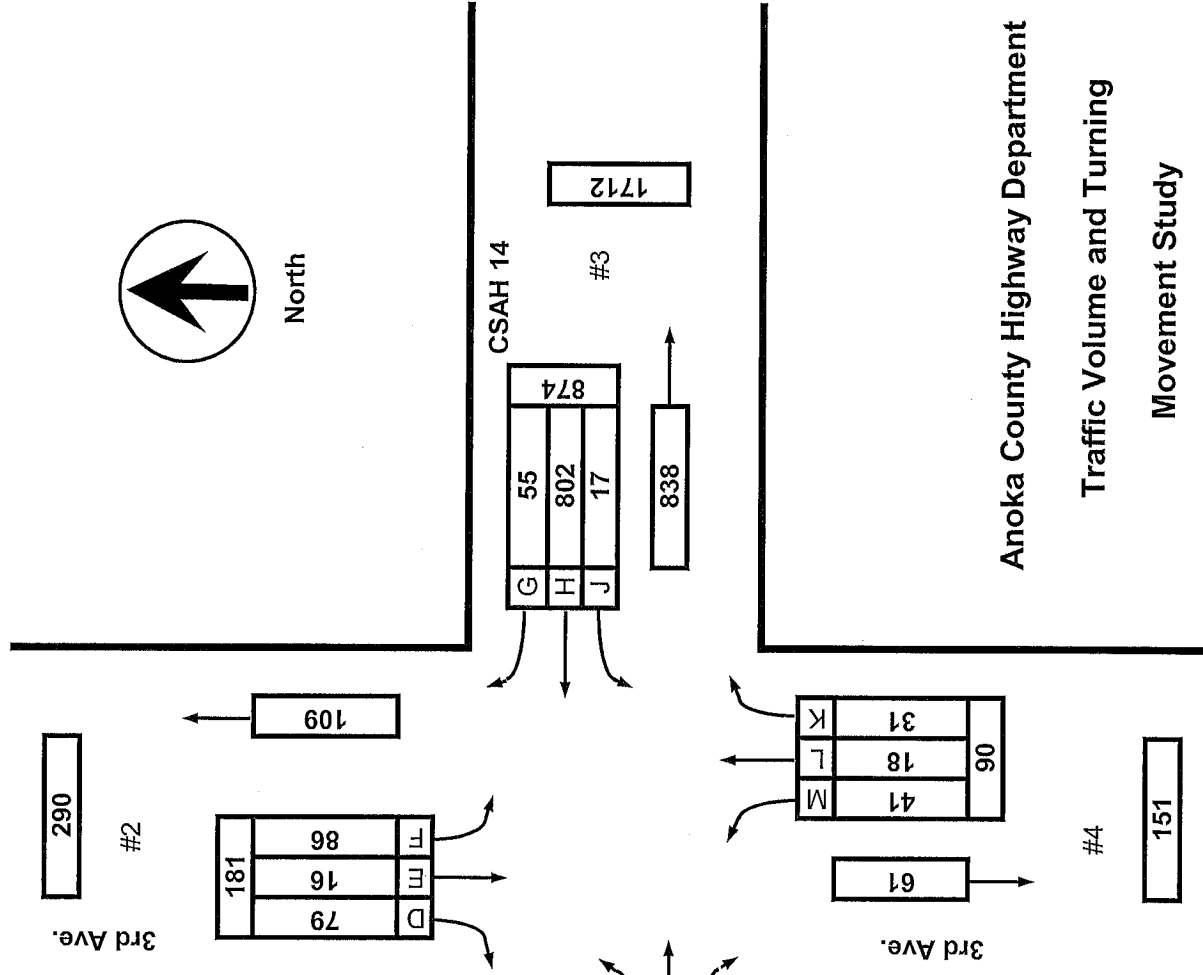
Count Number : TMC1423

Location : CSAH 14 (Main Street)

@ 3rd Ave.

Collection Period : PM PEAK

Hour : 3:45 - 4:45 PM



	EXISTING LANES OF APPROACH			TOTAL
	RIGHT TURN LANE	LEFT TURN LANE	THRU LANES	
#1	0	1	2	3
#2	0	0	1	1
#3	0	1	2	3
#4	0	0	1	1

Anoka County Highway Department
 Traffic Volume and Turning
 Movement Study



Anoka County Highway Department

Traffic Engineering Section

Traffic Volume and Turning Movement Study

Default Comments
 Weather: Warm and Rainy
 Counter: DB-400
 Study Conducted By: Sam and Andrea

File Name : TMC 1423
 Site Code : 14230203
 Start Date : 07/08/2014
 Page No : 1

Groups Printed- Unshifted

Start Time	3rd Ave. Southbound					CSAH 14 Westbound					3rd Ave. Northbound					CSAH 14 Eastbound					Exclu. Total	Inclu. Total	Int. Total
	Left	Thru	Right	Heavys	App. Total	Left	Thru	Right	Heavys	App. Total	Left	Thru	Right	Heavys	App. Total	Left	Thru	Right	Heavys	App. Total			
07:00	2	0	3	1	6	3	130	3	2	136	4	4	1	2	9	15	97	0	6	112	11	262	273
07:15	3	1	2	0	6	5	120	5	4	130	2	1	0	0	3	8	137	3	4	148	8	287	295
07:30	3	1	2	0	6	6	153	10	7	169	2	3	3	0	8	20	155	4	2	179	9	362	371
07:45	4	2	5	1	11	3	139	20	2	162	2	1	0	0	3	18	170	8	3	196	6	372	378
Total	12	4	12	2	28	17	542	38	15	597	10	9	4	2	23	61	559	15	15	635	34	1283	1317
08:00	3	2	1	1	6	8	103	22	2	133	5	3	3	1	11	26	106	5	3	137	7	287	294
08:15	3	3	5	0	11	11	106	29	7	146	5	3	5	1	13	17	107	7	6	131	14	301	315
08:30	6	4	4	0	14	10	123	22	4	155	4	0	3	0	7	16	118	6	3	140	7	316	323
08:45	7	3	2	0	12	11	104	20	9	135	7	0	4	0	11	12	112	5	2	129	11	287	298
Total	19	12	12	1	43	40	436	93	22	569	21	6	15	2	42	71	443	23	14	537	39	1191	1230

*** BREAK ***

12:00	10	1	15	0	26	3	145	13	7	161	13	5	15	0	33	17	107	6	7	130	14	350	364
12:15	18	3	8	1	29	4	151	18	4	173	9	3	2	0	14	9	104	10	4	123	9	339	348
12:30	14	5	15	0	34	11	140	23	4	174	5	3	4	1	12	15	157	7	5	179	10	399	409
12:45	25	6	8	4	39	9	154	18	3	181	3	2	5	0	10	9	134	10	8	153	15	383	398
Total	67	15	46	5	128	27	590	72	18	689	30	13	26	1	69	50	502	33	24	585	48	1471	1519
13:00	15	5	15	0	35	7	155	20	5	182	12	4	8	1	24	15	139	6	6	160	12	401	413
13:15	34	1	12	0	47	3	134	18	2	155	7	1	5	0	13	15	125	4	5	144	7	359	366
13:30	24	3	14	0	41	13	151	17	5	181	9	4	6	0	19	6	139	9	4	154	9	395	404
13:45	20	1	11	1	32	11	137	17	5	165	8	1	12	0	21	17	111	7	1	135	7	353	360
Total	93	10	52	1	155	34	577	72	17	683	36	10	31	1	77	53	514	26	16	593	35	1508	1543

*** BREAK ***

15:30	14	3	17	1	34	4	186	19	2	209	6	4	10	0	20	8	174	6	6	188	9	451	460
15:45	24	1	17	2	42	5	180	15	3	200	9	2	7	0	18	15	197	8	2	220	7	480	487
Total	38	4	34	3	76	9	366	34	5	409	15	6	17	0	38	23	371	14	8	408	16	931	947
16:00	28	3	18	2	49	3	233	15	3	251	11	5	7	0	23	6	178	8	0	192	5	515	520
16:15	13	3	16	0	32	3	186	12	3	201	10	6	11	0	27	8	182	9	2	199	5	459	464
16:30	21	9	28	0	58	6	203	13	3	222	11	5	6	0	22	7	164	3	2	174	5	476	481
16:45	24	2	19	1	45	2	193	13	1	208	4	3	7	0	14	12	166	5	1	183	3	450	453
Total	86	17	81	3	184	14	815	53	10	882	36	19	31	0	86	33	690	25	5	748	18	1900	1918
17:00	9	7	23	0	39	7	193	16	3	216	8	5	9	0	22	8	152	1	5	161	8	438	446
17:15	17	5	14	0	36	7	195	14	7	216	7	5	8	0	20	11	155	8	2	174	9	446	455
Grand Total	341	74	274	15	689	155	3714	392	97	4261	163	73	141	6	377	310	3386	145	89	3841	207	9168	9375
Apprch %	49.5	10.7	39.8			3.6	87.2	9.2			43.2	19.4	37.4			8.1	88.2	3.8					
Total %	3.7	0.8	3		7.5	1.7	40.5	4.3		46.5	1.8	0.8	1.5		4.1	3.4	36.9	1.6		41.9	2.2	97.8	

Start Time	3rd Ave. Southbound				CSAH 14 Westbound				3rd Ave. Northbound				CSAH 14 Eastbound				Int. Total
	Left	Thru	Right	App. Total	Left	Thru	Right	App. Total	Left	Thru	Right	App. Total	Left	Thru	Right	App. Total	
Peak Hour Analysis From 07:00 to 09:45 - Peak 1 of 1																	
Peak Hour for Entire Intersection Begins at 07:30																	
07:30	3	1	2	6	6	153	10	169	2	3	3	8	20	155	4	179	362
07:45	4	2	5	11	3	139	20	162	2	1	0	3	18	170	8	196	372
08:00	3	2	1	6	8	103	22	133	5	3	3	11	26	106	5	137	287
08:15	3	3	5	11	11	106	29	146	5	3	5	13	17	107	7	131	301
Total Volume	13	8	13	34	28	501	81	610	14	10	11	35	81	538	24	643	1322
% App. Total	38.2	23.5	38.2		4.6	82.1	13.3		40	28.6	31.4		12.6	83.7	3.7		
PHF	.813	.667	.650	.773	.636	.819	.698	.902	.700	.833	.550	.673	.779	.791	.750	.820	.888



Anoka County Highway Department

Traffic Engineering Section

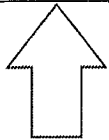
Traffic Volume and Turning Movement Study

Default Comments
 Weather: Warm and Rainy
 Counter: DB-400
 Study Conducted By: Sam and Andrea

File Name : TMC 1423
 Site Code : 14230203
 Start Date : 07/08/2014
 Page No : 2

Start Time	3rd Ave. Southbound				CSAH 14 Westbound				3rd Ave. Northbound				CSAH 14 Eastbound				Int. Total
	Left	Thru	Right	App. Total	Left	Thru	Right	App. Total	Left	Thru	Right	App. Total	Left	Thru	Right	App. Total	
Peak Hour Analysis From 10:00 to 13:45 - Peak 1 of 1																	
Peak Hour for Entire Intersection Begins at 12:30																	
12:30	14	5	15	34	11	140	23	174	5	3	4	12	15	157	7	179	399
12:45	25	6	8	39	9	154	18	181	3	2	5	10	9	134	10	153	383
13:00	15	5	15	35	7	155	20	182	12	4	8	24	15	139	6	160	401
13:15	34	1	12	47	3	134	18	155	7	1	5	13	15	125	4	144	359
Total Volume	88	17	50	155	30	583	79	692	27	10	22	59	54	555	27	636	1542
% App. Total	56.8	11	32.3		4.3	84.2	11.4		45.8	16.9	37.3		8.5	87.3	4.2		
PHF	.647	.708	.833	.824	.682	.940	.859	.951	.563	.625	.688	.615	.900	.884	.675	.888	.961

Peak Hour Analysis From 14:00 to 17:15 - Peak 1 of 1																	
Peak Hour for Entire Intersection Begins at 15:45																	
15:45	24	1	17	42	5	180	15	200	9	2	7	18	15	197	8	220	480
16:00	28	3	18	49	3	233	15	251	11	5	7	23	6	178	8	192	515
16:15	13	3	16	32	3	186	12	201	10	6	11	27	8	182	9	199	459
16:30	21	9	28	58	6	203	13	222	11	5	6	22	7	164	3	174	476
Total Volume	86	16	79	181	17	802	55	874	41	18	31	90	36	721	28	785	1930
% App. Total	47.5	8.8	43.6		1.9	91.8	6.3		45.6	20	34.4		4.6	91.8	3.6		
PHF	.768	.444	.705	.780	.708	.861	.917	.871	.932	.760	.705	.833	.600	.915	.778	.892	.937



NORTH

COUNT LOCATION:

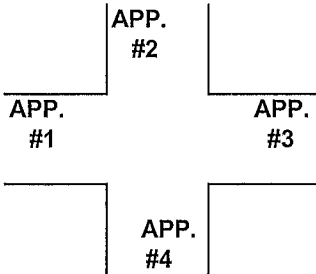
CSAH 14 (Main Street)

DATE:

06/18/2014

@ 3rd Ave.

APP. #1 = CSAH 14
APP. #2 = 3rd Ave.
APP. #3 = CSAH 14
APP. #4 = 3rd Ave.

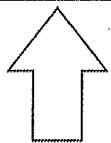


HEAVY VEHICLE- ANY VEHICLE HAVING MORE THAN FOUR TIRES TOUCHING THE PAVEMENT

- A. TRUCKS- A HEAVY VEHICLE INVOLVED PRIMARILY IN THE TRANSPORT OF GOODS OR IN THE DELIVERY OF A SERVICE.
- B. RV- A HEAVY VEHICLE OPERATED BY A PRIVATE MOTORIST AND INVOLVED IN THE TRANSPORT OF RECREATIONAL EQUIPMENT OR FACILITIES.
- C. BUSES- A HEAVY VEHICLE INVOLVED IN THE TRANSPORTATION OF GROUPS OF PEOPLE.

TIME	PEDESTRIANS					HEAVY VEHICLES		
	APP. #1	APP. #2	APP. #3	APP. #4	15 MIN TOT	TRUCKS	RV	BUS
6:00-6:15AM								
6:15-6:30								
6:30-6:45								
6:45-7:00								
HOURLY TOTAL						HOURLY TOTAL		
7:00-7:15	1	1	3		5	8		3
7:15-7:30		2	3		5	7		1
7:30-7:45	1	5	2	1	9	6		2
7:45-8:00	2	4	4	3	13	5		1
HOURLY TOTAL					32	HOURLY TOTAL		33
8:00-8:15	2		4	3	9	5		2
8:15-8:30	6	8	5		19	11		3
8:30-8:45		3	2		5	8		
8:45-9:00	5	8	1	3	17	6		5
HOURLY TOTAL					50	HOURLY TOTAL		40
9:00-9:15								
9:15-9:30								
9:30-9:45								
9:45-10:00								
HOURLY TOTAL						HOURLY TOTAL		
10:00-10:15								
10:15-10:30								
10:30-10:45								
10:45-11:00								
HOURLY TOTAL						HOURLY TOTAL		
11:00-11:15								
11:15-11:30								
11:30-11:45								
11:45-12:00								
HOURLY TOTAL						HOURLY TOTAL		
12:00-12:15	13	7	14	9	43	11		3
12:15-12:30	5	5	28	15	53	8		2
12:30-12:45	7		6	12	25	7		3
12:45-1:00	9	4	4	10	27	12	1	2
HOURLY TOTAL					148	HOURLY TOTAL		49
1:00-1:15	1		6	12	19	10		3
1:15-1:30	15	6	6	12	39	6		1
1:30-1:45	2	4	5	5	16	6		3
1:45-2:00	13	10	9	8	40	5		2
HOURLY TOTAL					114	HOURLY TOTAL		36
TOTAL					344	TOTAL		158

1
2
3
4
5
6
7
8
9
10
11
12
13
14
15
16
17
18
19
20
21
22
23
24
25
26
27
28
29
30
31
32



NORTH

COUNT LOCATION:

CSAH 14 (Main Street)

DATE:

07/08/2014

@ 3rd Ave.

APP. #1 = CSAH 14
APP. #2 = 3rd Ave.
APP. #3 = CSAH 14
APP. #4 = 3rd Ave.

APP. #1	APP. #2	APP. #3	APP. #4
---------	---------	---------	---------

HEAVY VEHICLE- ANY VEHICLE HAVING MORE THAN FOUR TIRES TOUCHING THE PAVEMENT

- A. TRUCKS- A HEAVY VEHICLE INVOLVED PRIMARILY IN THE TRANSPORT OF GOODS OR IN THE DELIVERY OF A SERVICE.
- B. RV- A HEAVY VEHICLE OPERATED BY A PRIVATE MOTORIST AND INVOLVED IN THE TRANSPORT OF RECREATIONAL EQUIPMENT OR FACILITIES.
- C. BUSES- A HEAVY VEHICLE INVOLVED IN THE TRANSPORTATION OF GROUPS OF PEOPLE.

TIME	PEDESTRIANS					HEAVY VEHICLES		
	APP. #1	APP. #2	APP. #3	APP. #4	15 MIN TOT	TRUCKS	RV	BUS
2:00-2:15PM								
2:15-2:30								
2:30-2:45								
2:45-3:00								
HOURLY TOTAL						HOURLY TOTAL		
3:00-3:15								
3:15-3:30								
3:30-3:45	4	11	1	5	21	6	1	2
3:45-4:00	3	4	3	13	23	6		1
HOURLY TOTAL					44	HOURLY TOTAL		16
4:00-4:15	7	1	10	6	24	1		2
4:15-4:30	15	2	3	2	22	3		2
4:30-4:45	9	4	6	16	35	3		2
4:45-5:00	5	7	7	6	25	2		1
HOURLY TOTAL					106	HOURLY TOTAL		16
5:00-5:15	6	1	4	4	15	8		2
5:15-5:30	4	4	6	3	17	2		5
5:30-5:45								
5:45-6:00								
HOURLY TOTAL					32	HOURLY TOTAL		17
6:00-6:15								
6:15-6:30								
6:30-6:45								
6:45-7:00								
HOURLY TOTAL						HOURLY TOTAL		
7:00-7:15								
7:15-7:30								
7:30-7:45								
7:45-8:00								
HOURLY TOTAL						HOURLY TOTAL		
8:00-8:15								
8:15-8:30								
8:30-8:45								
8:45-9:00								
HOURLY TOTAL						HOURLY TOTAL		
9:00-9:15								
9:15-9:30								
9:30-9:45								
9:45-10:00								
HOURLY TOTAL						HOURLY TOTAL		
					TOTAL	TOTAL		207
					526			

1
2
3
4
5
6
7
8
9
10
11
12
13
14
15
16
17
18
19
20
21
22
23
24
25
26
27
28
29
30
31
32