

Date : 06/25/14


Count Number : TMC1424

Location : CSAH 14 (Main Street)

@ CSAH 31 (4th Ave.)

Collection Period : PEAK HOURS

7-9:00 AM, 12-2:00 PM, 3:30-5:30 PM



North

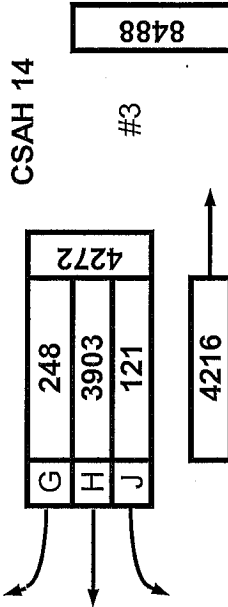
1307

#2

CSAH 31

675			
201	Q	212	T
262			

632



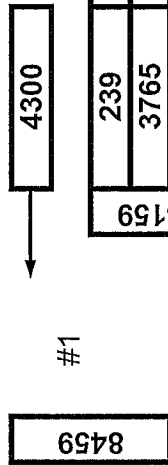
CSAH 14

#3

248	G
3903	H
121	J

4216

8488



#1

CSAH 14

4159			
155	A	3765	B
239	C		

4300

8459

EXISTING LANES OF APPROACH				TOTAL
RIGHT TURN LANE	LEFT TURN LANE	THRU LANES		
#1	0	1	2	3
#2	0	0	1	1
#3	0	1	2	3
#4	0	0	1	1

189	K
145	L
196	M
530	

488

4th Ave.

#4

1018

Anoka County Highway Department

Traffic Volume and Turning

Movement Study

Date : 06/25/14


Count Number : TMC1424

Location : CSAH 14 (Main Street)

@ CSAH 31 (4th Ave.)

Collection Period : AM PEAK

Hour : 8:00 - 9:00 AM



North

228

#2

CSAH 31

128	26	70	32
D	E	F	G

100

41	520	38
G	H	J

599

494

CSAH 14

#3

1093

595

#1

1109

514	34	438	42
A	B	C	

CSAH 14

EXISTING LANES OF APPROACH				TOTAL
RIGHT TURN LANE	LEFT TURN LANE	THRU LANES		
0	1	2		3
0	0	1		1
0	1	2		3
0	0	1		1

4th Ave.

43	25	30
M	L	K

98

150

#4

248

Anoka County Highway Department  
Traffic Volume and Turning  
Movement Study

Date : 07/09/14


Count Number : TMC1424

Location : CSAH 14 (Main Street)

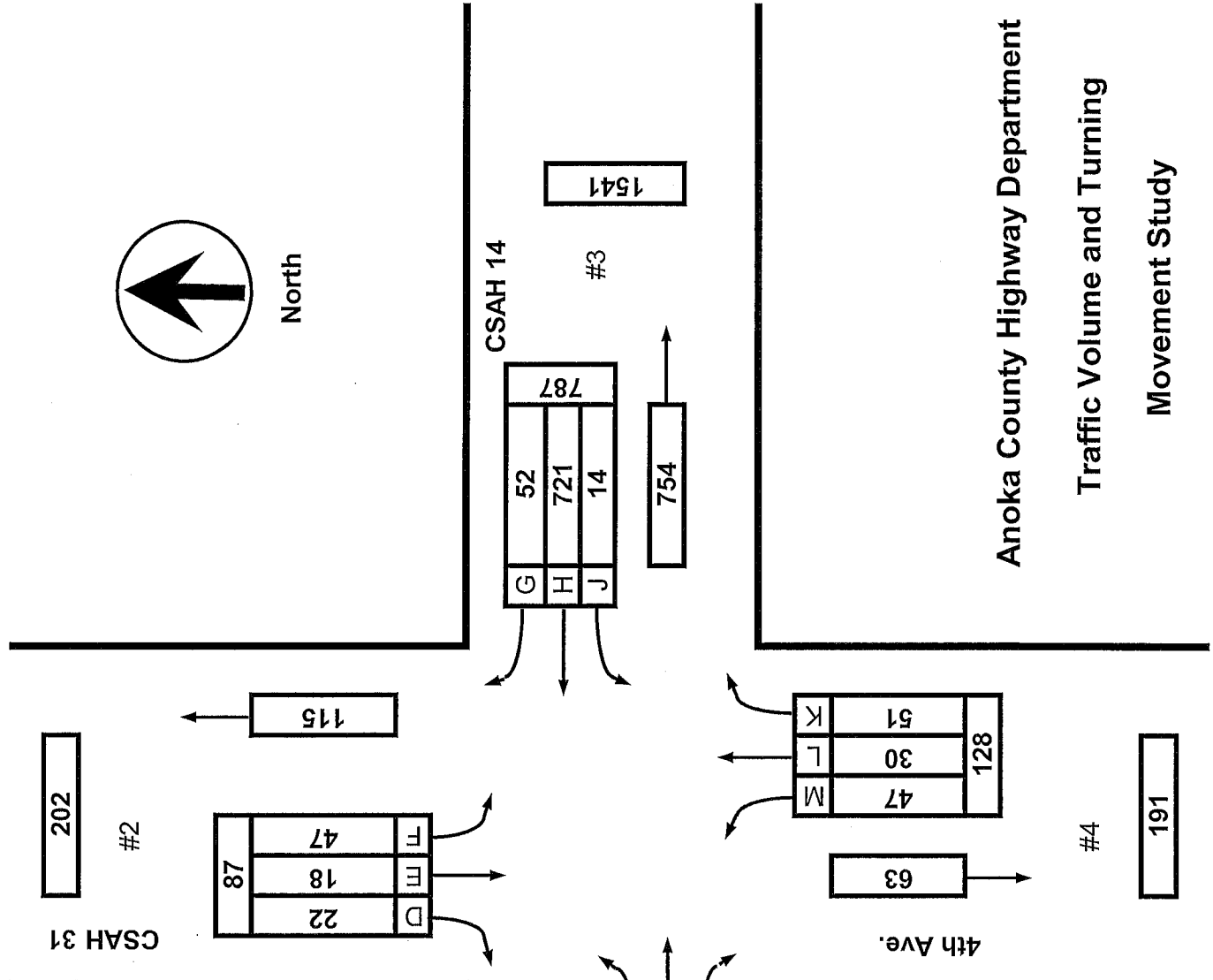
@ CSAH 31 (4th Ave.)

Collection Period : MIDDAY PEAK

Hour : 12:15 - 1:15 PM



North



EXISTING LANES OF APPROACH				TOTAL
	RIGHT TURN LANE	LEFT TURN LANE	THRU LANES	
#1	0	1	2	3
#2	0	0	1	1
#3	0	1	2	3
#4	0	0	1	1

Anoka County Highway Department  
 Traffic Volume and Turning  
 Movement Study

Date : 07/09/14

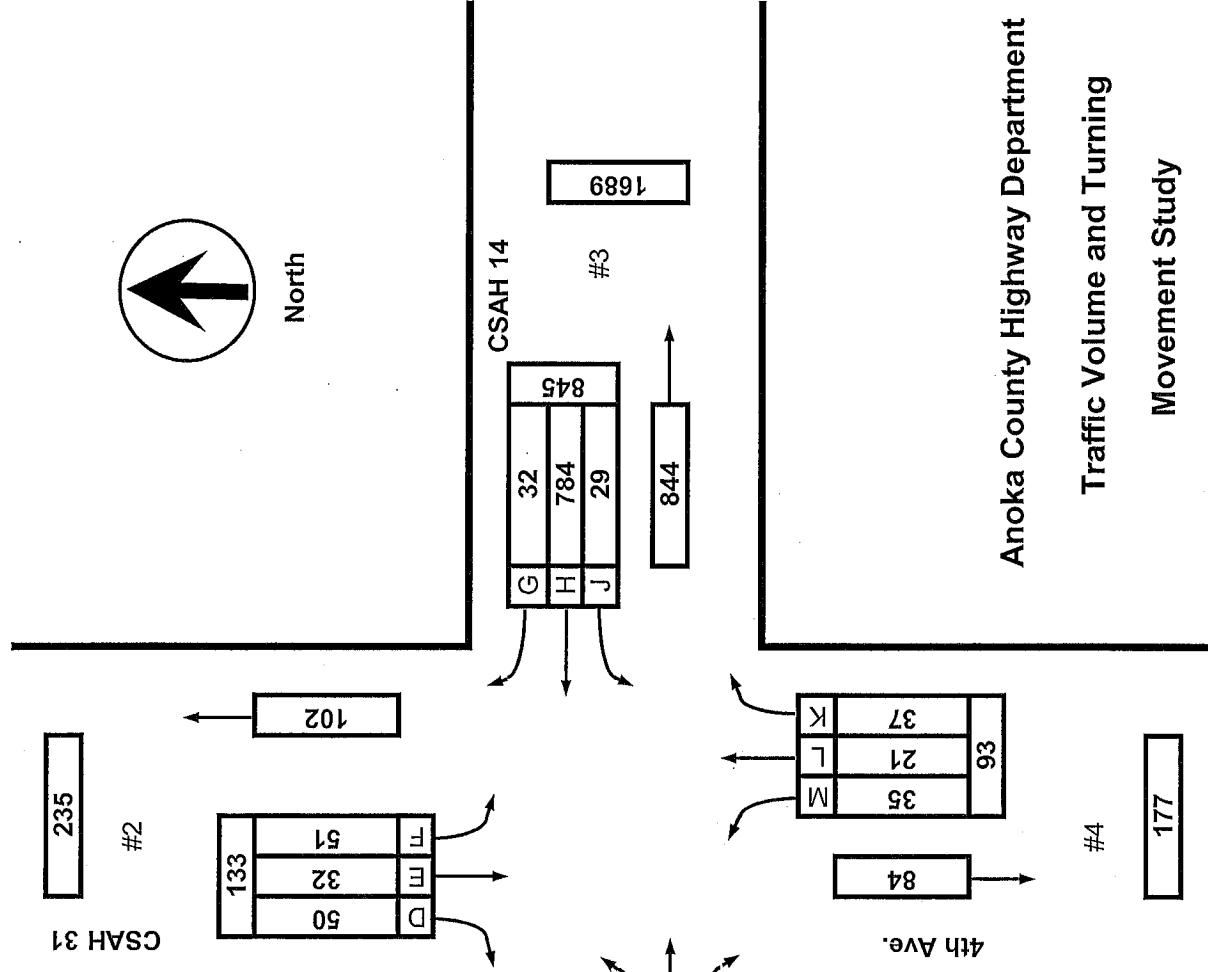
Count Number : TMC1424

Location : CSAH 14 (Main Street)

@ CSAH 31 (4th Ave.)

Collection Period : PM PEAK

Hour : 3:30 - 4:30 PM



EXISTING LANES OF APPROACH				
	RIGHT TURN LANE	LEFT TURN LANE	THRU LANES	TOTAL
#1	0	1	2	3
#2	0	0	1	1
#3	0	1	2	3
#4	0	0	1	1

Anoka County Highway Department  
 Traffic Volume and Turning  
 Movement Study



# Anoka County Highway Department

## Traffic Engineering Section

### Traffic Volume and Turning Movement Study

Default Comments  
 Weather: Cool and Cloudy  
 Counter: DB-400  
 Study Conducted By: Sam and Andrea

File Name : TMC 1424  
 Site Code : 14240203  
 Start Date : 07/09/2014  
 Page No : 1

#### Groups Printed- Unshifted

Start Time	4th Ave. Southbound					CSAH 14 Westbound					4th Ave. Northbound					CSAH 14 Eastbound					Exclu. Total	Inclu. Total	Int. Total
	Left	Thru	Right	Heavys	App. Total	Left	Thru	Right	Heavys	App. Total	Left	Thru	Right	Heavys	App. Total	Left	Thru	Right	Heavys	App. Total			
07:00	3	9	5	1	17	2	122	11	3	135	2	7	1	0	10	8	106	3	8	117	12	279	291
07:15	1	4	6	0	11	2	123	10	2	135	2	2	2	0	6	7	125	8	5	140	7	292	299
07:30	9	16	8	3	33	2	147	13	5	162	9	8	6	5	23	8	134	6	7	148	20	366	386
07:45	4	8	7	0	19	2	130	24	7	156	4	4	4	3	12	16	137	4	4	157	14	344	358
<b>Total</b>	<b>17</b>	<b>37</b>	<b>26</b>	<b>4</b>	<b>80</b>	<b>8</b>	<b>522</b>	<b>58</b>	<b>17</b>	<b>588</b>	<b>17</b>	<b>21</b>	<b>13</b>	<b>8</b>	<b>51</b>	<b>39</b>	<b>502</b>	<b>21</b>	<b>24</b>	<b>562</b>	<b>53</b>	<b>1281</b>	<b>1334</b>
08:00	4	14	7	1	25	3	105	15	3	123	5	8	2	1	15	6	84	7	4	97	9	260	269
08:15	5	26	4	0	35	3	126	15	6	144	12	7	10	0	29	10	129	10	7	149	13	357	370
08:30	7	13	10	1	30	8	158	2	4	168	10	5	8	0	23	8	87	6	5	101	10	322	332
08:45	10	17	11	2	38	24	131	9	6	164	16	5	10	1	31	10	138	19	5	167	14	400	414
<b>Total</b>	<b>26</b>	<b>70</b>	<b>32</b>	<b>4</b>	<b>128</b>	<b>38</b>	<b>520</b>	<b>41</b>	<b>19</b>	<b>599</b>	<b>43</b>	<b>25</b>	<b>30</b>	<b>2</b>	<b>98</b>	<b>34</b>	<b>438</b>	<b>42</b>	<b>21</b>	<b>514</b>	<b>46</b>	<b>1339</b>	<b>1385</b>

\*\*\* BREAK \*\*\*

12:00	19	4	6	0	29	6	157	3	2	166	16	7	14	1	37	8	154	3	7	165	10	397	407
12:15	11	4	4	0	19	2	182	11	2	195	11	11	23	1	45	12	160	7	2	179	5	438	443
12:30	15	5	0	0	20	2	175	13	10	190	9	8	14	0	31	4	160	8	6	172	16	413	429
12:45	11	4	8	0	23	7	179	15	4	201	13	10	6	0	29	9	170	7	5	186	9	439	448
<b>Total</b>	<b>56</b>	<b>17</b>	<b>18</b>	<b>0</b>	<b>91</b>	<b>17</b>	<b>693</b>	<b>42</b>	<b>18</b>	<b>752</b>	<b>49</b>	<b>36</b>	<b>57</b>	<b>2</b>	<b>142</b>	<b>33</b>	<b>644</b>	<b>25</b>	<b>20</b>	<b>702</b>	<b>40</b>	<b>1687</b>	<b>1727</b>
13:00	10	5	10	1	25	3	185	13	8	201	14	1	8	1	23	8	166	9	7	183	17	432	449
13:15	10	7	8	0	25	5	144	10	2	159	9	3	2	1	14	10	159	8	5	177	8	375	383
13:30	7	3	12	0	22	3	167	10	4	180	4	9	6	0	19	4	192	3	8	199	12	420	432
13:45	15	10	5	1	30	1	154	15	5	170	3	4	5	0	12	13	157	6	5	176	11	388	399
<b>Total</b>	<b>42</b>	<b>25</b>	<b>35</b>	<b>2</b>	<b>102</b>	<b>12</b>	<b>650</b>	<b>48</b>	<b>19</b>	<b>710</b>	<b>30</b>	<b>17</b>	<b>21</b>	<b>2</b>	<b>68</b>	<b>35</b>	<b>674</b>	<b>26</b>	<b>25</b>	<b>735</b>	<b>48</b>	<b>1615</b>	<b>1683</b>

\*\*\* BREAK \*\*\*

15:30	16	7	17	1	40	8	199	9	6	216	7	3	8	0	18	11	198	4	3	213	10	487	497
15:45	7	9	10	0	26	11	198	5	4	214	8	8	13	0	29	12	186	6	5	204	9	473	482
<b>Total</b>	<b>23</b>	<b>16</b>	<b>27</b>	<b>1</b>	<b>66</b>	<b>19</b>	<b>397</b>	<b>14</b>	<b>10</b>	<b>430</b>	<b>15</b>	<b>11</b>	<b>21</b>	<b>0</b>	<b>47</b>	<b>23</b>	<b>384</b>	<b>10</b>	<b>8</b>	<b>417</b>	<b>19</b>	<b>960</b>	<b>979</b>
16:00	12	5	13	2	30	4	214	11	4	229	15	4	6	1	25	16	183	6	2	205	9	489	498
16:15	16	11	10	0	37	6	173	7	3	186	5	6	10	0	21	10	189	7	5	206	8	450	458
16:30	31	6	20	0	57	5	197	5	4	207	10	6	9	0	25	6	189	3	3	198	7	487	494
16:45	18	7	6	0	31	6	189	4	3	199	6	6	6	0	18	17	187	5	1	209	4	457	461
<b>Total</b>	<b>77</b>	<b>29</b>	<b>49</b>	<b>2</b>	<b>155</b>	<b>21</b>	<b>773</b>	<b>27</b>	<b>14</b>	<b>821</b>	<b>36</b>	<b>22</b>	<b>31</b>	<b>1</b>	<b>89</b>	<b>49</b>	<b>748</b>	<b>21</b>	<b>11</b>	<b>818</b>	<b>28</b>	<b>1883</b>	<b>1911</b>
17:00	14	9	2	0	25	1	177	9	3	187	2	5	8	1	15	12	200	8	1	220	5	447	452
17:15	7	9	12	0	28	5	171	9	1	185	4	8	8	0	20	14	175	2	2	191	3	424	427
<b>Grand Total</b>	<b>262</b>	<b>212</b>	<b>201</b>	<b>13</b>	<b>675</b>	<b>121</b>	<b>3903</b>	<b>248</b>	<b>101</b>	<b>4272</b>	<b>196</b>	<b>145</b>	<b>189</b>	<b>16</b>	<b>530</b>	<b>239</b>	<b>3765</b>	<b>155</b>	<b>112</b>	<b>4159</b>	<b>242</b>	<b>9636</b>	<b>9878</b>
Apprch %	38.8	31.4	29.8			2.8	91.4	5.8			37	27.4	35.7			5.7	90.5	3.7					
Total %	2.7	2.2	2.1		7	1.3	40.5	2.6		44.3	2	1.5	2		5.5	2.5	39.1	1.6		43.2	2.4	97.6	

Start Time	4th Ave. Southbound				CSAH 14 Westbound				4th Ave. Northbound				CSAH 14 Eastbound				Int. Total
	Left	Thru	Right	App. Total	Left	Thru	Right	App. Total	Left	Thru	Right	App. Total	Left	Thru	Right	App. Total	
Peak Hour Analysis From 07:00 to 09:45 - Peak 1 of 1																	
Peak Hour for Entire Intersection Begins at 08:00																	
08:00	4	14	7	25	3	105	15	123	5	8	2	15	6	84	7	97	260
08:15	5	26	4	35	3	126	15	144	12	7	10	29	10	129	10	149	357
08:30	7	13	10	30	8	158	2	168	10	5	8	23	8	87	6	101	322
08:45	10	17	11	38	24	131	9	164	16	5	10	31	10	138	19	167	400
<b>Total Volume</b>	<b>26</b>	<b>70</b>	<b>32</b>	<b>128</b>	<b>38</b>	<b>520</b>	<b>41</b>	<b>599</b>	<b>43</b>	<b>25</b>	<b>30</b>	<b>98</b>	<b>34</b>	<b>438</b>	<b>42</b>	<b>514</b>	<b>1339</b>
<b>% App. Total</b>	<b>20.3</b>	<b>54.7</b>	<b>25</b>		<b>6.3</b>	<b>86.8</b>	<b>6.8</b>		<b>43.9</b>	<b>25.5</b>	<b>30.6</b>		<b>6.6</b>	<b>85.2</b>	<b>8.2</b>		
PHF	.650	.673	.727	.842	.396	.823	.683	.891	.672	.781	.750	.790	.850	.793	.553	.769	.837



# Anoka County Highway Department

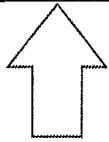
## Traffic Engineering Section

### Traffic Volume and Turning Movement Study

Default Comments  
 Weather: Cool and Cloudy  
 Counter: DB-400  
 Study Conducted By: Sam and Andrea

File Name : TMC 1424  
 Site Code : 14240203  
 Start Date : 07/09/2014  
 Page No : 2

Start Time	4th Ave. Southbound				CSAH 14 Westbound				4th Ave. Northbound				CSAH 14 Eastbound				Int. Total
	Left	Thru	Right	App. Total	Left	Thru	Right	App. Total	Left	Thru	Right	App. Total	Left	Thru	Right	App. Total	
Peak Hour Analysis From 10:00 to 13:45 - Peak 1 of 1																	
Peak Hour for Entire Intersection Begins at 12:15																	
12:15	11	4	4	19	2	182	11	195	11	11	23	45	12	160	7	179	438
12:30	15	5	0	20	2	175	13	190	9	8	14	31	4	160	8	172	413
12:45	11	4	8	23	7	179	15	201	13	10	6	29	9	170	7	186	439
13:00	10	5	10	25	3	185	13	201	14	1	8	23	8	166	9	183	432
Total Volume	47	18	22	87	14	721	52	787	47	30	51	128	33	656	31	720	1722
% App. Total	54	20.7	25.3		1.8	91.6	6.6		36.7	23.4	39.8		4.6	91.1	4.3		
PHF	.783	.900	.550	.870	.500	.974	.867	.979	.839	.682	.554	.711	.688	.965	.861	.968	.981
Peak Hour Analysis From 14:00 to 17:15 - Peak 1 of 1																	
Peak Hour for Entire Intersection Begins at 15:30																	
15:30	16	7	17	40	8	199	9	216	7	3	8	18	11	198	4	213	487
15:45	7	9	10	26	11	198	5	214	8	8	13	29	12	186	6	204	473
16:00	12	5	13	30	4	214	11	229	15	4	6	25	16	183	6	205	489
16:15	16	11	10	37	6	173	7	186	5	6	10	21	10	189	7	206	450
Total Volume	51	32	50	133	29	784	32	845	35	21	37	93	49	756	23	828	1899
% App. Total	38.3	24.1	37.6		3.4	92.8	3.8		37.6	22.6	39.8		5.9	91.3	2.8		
PHF	.797	.727	.735	.831	.659	.916	.727	.922	.583	.656	.712	.802	.766	.955	.821	.972	.971



**NORTH**

**COUNT LOCATION:**

CSAH 14 (Main Street)

**DATE:**

06/25/2014

@ CSAH 31 (4th Ave.)

APP. #1 = CSAH 14
APP. #2 = CSAH 31
APP. #3 = CSAH 14
APP. #4 = 4th Ave.

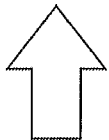
APP. #2	
APP. #1	APP. #3
	APP. #4

HEAVY VEHICLE- ANY VEHICLE HAVING MORE THAN FOUR TIRES TOUCHING THE PAVEMENT

- A. TRUCKS- A HEAVY VEHICLE INVOLVED PRIMARILY IN THE TRANSPORT OF GOODS OR IN THE DELIVERY OF A SERVICE.
- B. RV- A HEAVY VEHICLE OPERATED BY A PRIVATE MOTORIST AND INVOLVED IN THE TRANSPORT OF RECREATIONAL EQUIPMENT OR FACILITIES.
- C. BUSES- A HEAVY VEHICLE INVOLVED IN THE TRANSPORTATION OF GROUPS OF PEOPLE.

TIME	PEDESTRIANS					HEAVY VEHICLES		
	APP. #1	APP. #2	APP. #3	APP. #4	15 MIN TOT	TRUCKS	RV	BUS
6:00-6:15AM								
6:15-6:30								
6:30-6:45								
6:45-7:00								
<b>HOURLY TOTAL</b>						<b>HOURLY TOTAL</b>		
7:00-7:15	1	1		1	3	6		6
7:15-7:30	1			2	3	6		2
7:30-7:45	1				1	6		14
7:45-8:00	2		1		3	9		5
<b>HOURLY TOTAL</b>					<b>10</b>	<b>HOURLY TOTAL</b>		<b>54</b>
8:00-8:15	1	2	2	2	7	6		3
8:15-8:30	1	3	3		7	9	1	3
8:30-8:45		1			1	2		8
8:45-9:00	2			1	3	11		2
<b>HOURLY TOTAL</b>					<b>18</b>	<b>HOURLY TOTAL</b>		<b>45</b>
9:00-9:15								
9:15-9:30								
9:30-9:45								
9:45-10:00								
<b>HOURLY TOTAL</b>						<b>HOURLY TOTAL</b>		
10:00-10:15								
10:15-10:30								
10:30-10:45								
10:45-11:00								
<b>HOURLY TOTAL</b>						<b>HOURLY TOTAL</b>		
11:00-11:15								
11:15-11:30								
11:30-11:45								
11:45-12:00								
<b>HOURLY TOTAL</b>						<b>HOURLY TOTAL</b>		
12:00-12:15	2	3	2	8	15	6		4
12:15-12:30	3	7	1	5	16	5		
12:30-12:45	8	1	1	8	18	10		6
12:45-1:00	1	10	1	4	16	5	1	3
<b>HOURLY TOTAL</b>					<b>65</b>	<b>HOURLY TOTAL</b>		<b>40</b>
1:00-1:15	1	4	1	5	11	9		9
1:15-1:30	1	2	1	1	5	2		6
1:30-1:45		2	1	2	5	11		1
1:45-2:00		1		3	4	8		1
<b>HOURLY TOTAL</b>					<b>25</b>	<b>HOURLY TOTAL</b>		<b>47</b>
<b>TOTAL</b>					<b>118</b>	<b>TOTAL</b>		<b>186</b>

1  
2  
3  
4  
5  
6  
7  
8  
9  
10  
11  
12  
13  
14  
15  
16  
17  
18  
19  
20  
21  
22  
23  
24  
25  
26  
27  
28  
29  
30  
31  
32



**NORTH**

**COUNT LOCATION:**

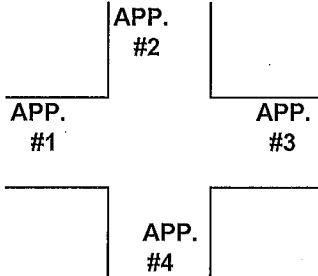
CSAH 14 (Main Street)

**DATE:**

07/09/2014

@ CSAH 31 (4th Ave.)

APP. #1 = CSAH 14
APP. #2 = CSAH 31
APP. #3 = CSAH 14
APP. #4 = 4th Ave.



HEAVY VEHICLE- ANY VEHICLE HAVING MORE THAN FOUR TIRES TOUCHING THE PAVEMENT

- A. TRUCKS- A HEAVY VEHICLE INVOLVED PRIMARILY IN THE TRANSPORT OF GOODS OR IN THE DELIVERY OF A SERVICE.
- B. RV- A HEAVY VEHICLE OPERATED BY A PRIVATE MOTORIST AND INVOLVED IN THE TRANSPORT OF RECREATIONAL EQUIPMENT OR FACILITIES.
- C. BUSES- A HEAVY VEHICLE INVOLVED IN THE TRANSPORTATION OF GROUPS OF PEOPLE.

TIME	PEDESTRIANS					HEAVY VEHICLES		
	APP. #1	APP. #2	APP. #3	APP. #4	15 MIN TOT	TRUCKS	RV	BUS
2:00-2:15PM								
2:15-2:30								
2:30-2:45								
2:45-3:00								
<b>HOURLY TOTAL</b>						<b>HOURLY TOTAL</b>		
3:00-3:15								
3:15-3:30								
3:30-3:45	1	2		3	6	8	1	1
3:45-4:00	1	4		1	6	8		1
<b>HOURLY TOTAL</b>					<b>12</b>	<b>HOURLY TOTAL</b>		<b>19</b>
4:00-4:15	2	4		2	8	8		1
4:15-4:30		1	1	4	6	6		2
4:30-4:45	3	6	1	8	18	4		2
4:45-5:00	1	5	2	7	15	4		
<b>HOURLY TOTAL</b>					<b>47</b>	<b>HOURLY TOTAL</b>		<b>27</b>
5:00-5:15		5	3	5	13	3		2
5:15-5:30	1	2		6	9	3		1
5:30-5:45								
5:45-6:00								
<b>HOURLY TOTAL</b>					<b>22</b>	<b>HOURLY TOTAL</b>		<b>9</b>
6:00-6:15								
6:15-6:30								
6:30-6:45								
6:45-7:00								
<b>HOURLY TOTAL</b>						<b>HOURLY TOTAL</b>		
7:00-7:15								
7:15-7:30								
7:30-7:45								
7:45-8:00								
<b>HOURLY TOTAL</b>						<b>HOURLY TOTAL</b>		
8:00-8:15								
8:15-8:30								
8:30-8:45								
8:45-9:00								
<b>HOURLY TOTAL</b>						<b>HOURLY TOTAL</b>		
9:00-9:15								
9:15-9:30								
9:30-9:45								
9:45-10:00								
<b>HOURLY TOTAL</b>						<b>HOURLY TOTAL</b>		
					<b>TOTAL</b>		<b>TOTAL</b>	<b>241</b>
					<b>199</b>			

1  
2  
3  
4  
5  
6  
7  
8  
9  
10  
11  
12  
13  
14  
15  
16  
17  
18  
19  
20  
21  
22  
23  
24  
25  
26  
27  
28  
29  
30  
31  
32