

Date : 06/26/14

Count Number : TMC1425

Location : CSAH 14 (Main Street)

@ CSAH 1 (5th Ave.)

Collection Period : PEAK HOURS

7-9:00 AM, 12-2:00 PM, 3:30-5:30 PM


5th Ave.

626

#2

|     |   |     |   |
|-----|---|-----|---|
| 300 |   |     |   |
| 113 | D | 130 | F |
| 57  | T |     |   |

326



North

CSAH 14

6724

#3

|      |   |      |
|------|---|------|
| 62   | G | 3340 |
| 2984 | H |      |
| 294  | J |      |

3384

Anoka County Highway Department

Traffic Volume and Turning

Movement Study

4526

#1

8623

|      |   |      |   |
|------|---|------|---|
| 4097 |   |      |   |
| 82   | C | 3026 | B |
| 989  | A |      |   |

CSAH 14

|    | EXISTING LANES OF APPROACH |                |            | TOTAL |
|----|----------------------------|----------------|------------|-------|
|    | RIGHT TURN LANE            | LEFT TURN LANE | THRU LANES |       |
| #1 | 0                          | 1              | 2          | 3     |
| #2 | 0                          | 0              | 1          | 1     |
| #3 | 0                          | 1              | 2          | 3     |
| #4 | 0                          | 1              | 1          | 2     |

|      |   |      |
|------|---|------|
| 1429 | M | 1912 |
| 182  | L |      |
| 301  | K |      |

1413

#4

3325

CSAH 1

Date : 06/26/14


Count Number : TMC1425

Location : CSAH 14 (Main Street)

@ CSAH 1 (5th Ave.)

Collection Period : AM PEAK

Hour : 7:45 - 8:45 AM



North

126

#2

5th Ave.

|    |   |    |
|----|---|----|
| 58 | 3 | TL |
| 25 |   | TL |
| 30 |   | D  |

68

CSAH 14

|     |     |
|-----|-----|
| 13  | 525 |
| 443 |     |
| 69  |     |
| G   |     |
| H   |     |
| J   |     |

876

#3

351

|     |   |
|-----|---|
| 25  | C |
| 315 | B |
| 197 | A |
| 537 |   |

#1

1176

CSAH 14

|    | EXISTING LANES OF APPROACH |                |            | TOTAL |
|----|----------------------------|----------------|------------|-------|
|    | RIGHT TURN LANE            | LEFT TURN LANE | THRU LANES |       |
| #1 | 0                          | 1              | 2          | 3     |
| #2 | 0                          | 0              | 1          | 1     |
| #3 | 0                          | 1              | 2          | 3     |
| #4 | 0                          | 1              | 1          | 2     |

CSAH 1

|     |   |
|-----|---|
| 166 | M |
| 30  | L |
| 33  | K |
| 229 |   |

291

#4

520

Anoka County Highway Department

Traffic Volume and Turning

Movement Study

Date : 06/26/14


Count Number : TMC1425

Location : CSAH 14 (Main Street)

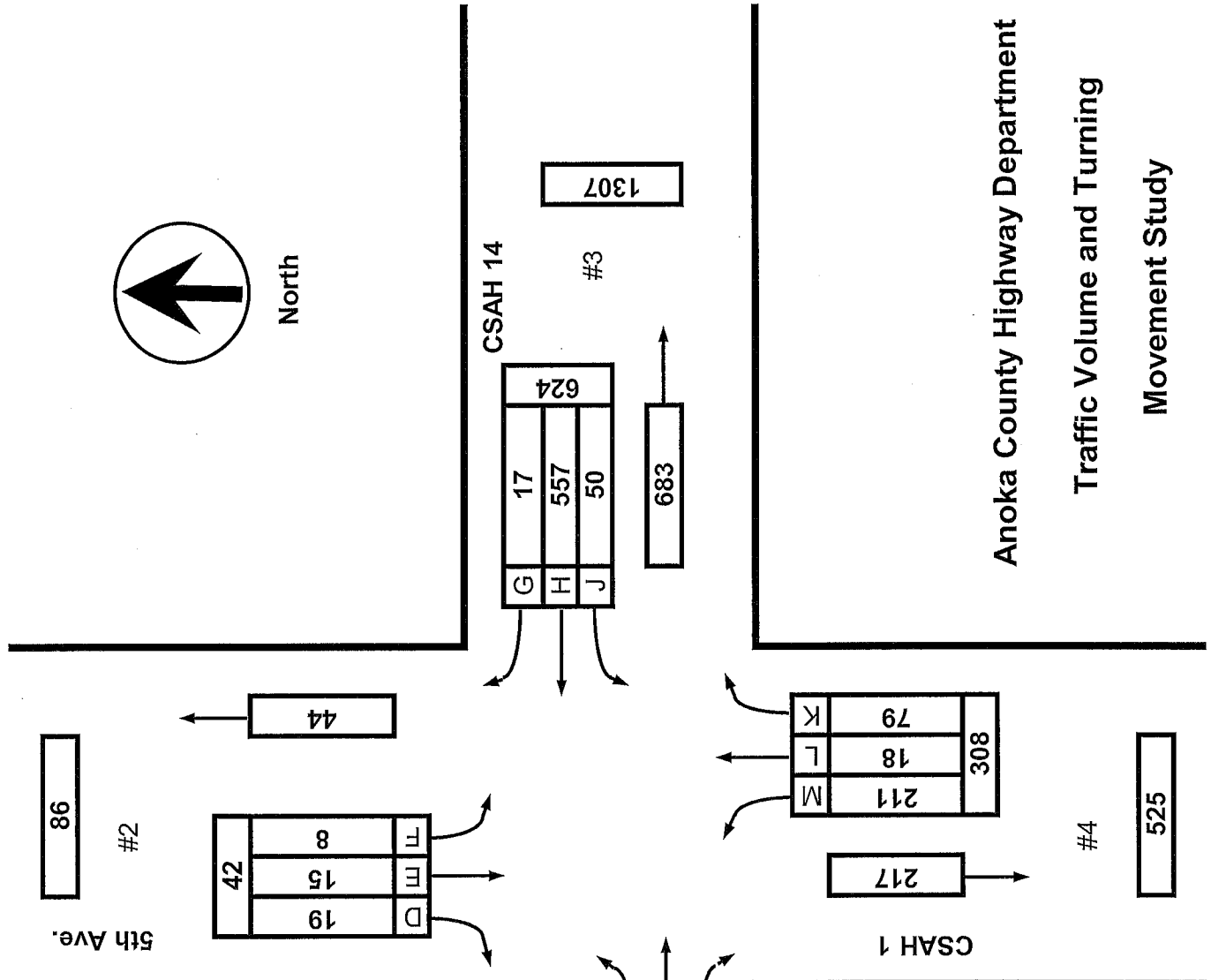
@ CSAH 1 (5th Ave.)

Collection Period : MIDDAY PEAK

Hour : 12:00 - 1:00 PM




North



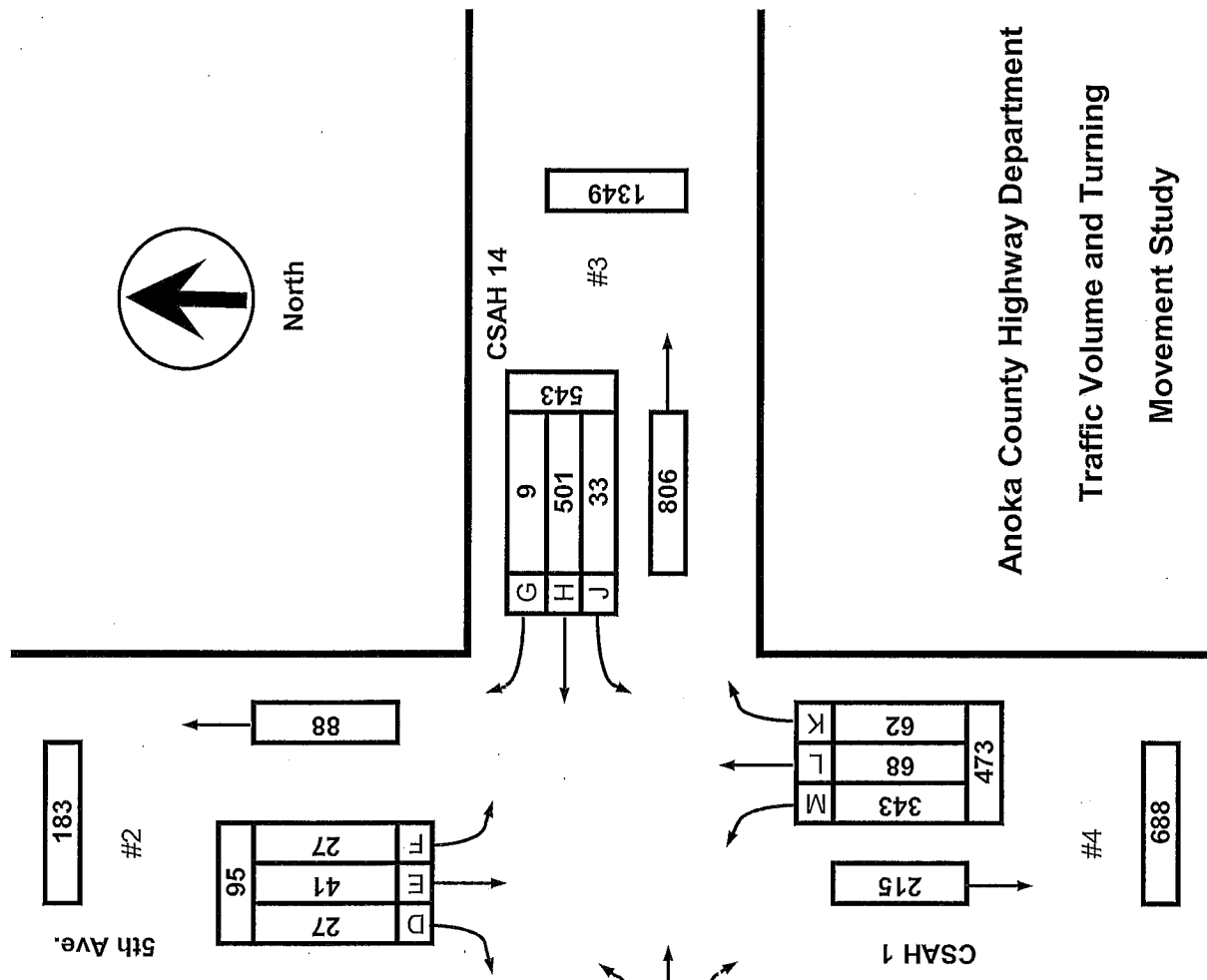
|    | EXISTING LANES OF APPROACH |                |            | TOTAL |
|----|----------------------------|----------------|------------|-------|
|    | RIGHT TURN LANE            | LEFT TURN LANE | THRU LANES |       |
| #1 | 0                          | 1              | 2          | 3     |
| #2 | 0                          | 0              | 1          | 1     |
| #3 | 0                          | 1              | 2          | 3     |
| #4 | 0                          | 1              | 1          | 2     |

Anoka County Highway Department  
 Traffic Volume and Turning  
 Movement Study

Date : 06/26/14  
 Count Number : TMC1425  
 Location : CSAH 14 (Main Street)  
 @ CSAH 1 (5th Ave.)  
 Collection Period : PM PEAK  
 Hour : 4:15 - 5:15 PM



North



| EXISTING LANES OF APPROACH |                 |                |            | TOTAL |
|----------------------------|-----------------|----------------|------------|-------|
|                            | RIGHT TURN LANE | LEFT TURN LANE | THRU LANES |       |
| #1                         | 0               | 1              | 2          | 3     |
| #2                         | 0               | 0              | 1          | 1     |
| #3                         | 0               | 1              | 2          | 3     |
| #4                         | 0               | 1              | 1          | 2     |

Anoka County Highway Department  
 Traffic Volume and Turning  
 Movement Study



# Anoka County Highway Department

## Traffic Engineering Section

### Traffic Volume and Turning Movement Study

Default Comments  
 Weather: Warm and Cloudy  
 Counter: DB-400  
 Study Conducted By: Sam and Andrea

File Name : TMC 1425  
 Site Code : 14250203  
 Start Date : 06/26/2014  
 Page No : 1

#### Groups Printed- Unshifted

| Start Time         | 5th Ave. Southbound |            |            |          |            | CSAH 14 Westbound |             |           |           |             | 5th Ave. Northbound |            |            |           |             | CSAH 14 Eastbound |             |            |           |             | Exclu. Total | Inclu. Total | Int. Total  |
|--------------------|---------------------|------------|------------|----------|------------|-------------------|-------------|-----------|-----------|-------------|---------------------|------------|------------|-----------|-------------|-------------------|-------------|------------|-----------|-------------|--------------|--------------|-------------|
|                    | Left                | Thru       | Right      | Heavys   | App. Total | Left              | Thru        | Right     | Heavys    | App. Total  | Left                | Thru       | Right      | Heavys    | App. Total  | Left              | Thru        | Right      | Heavys    | App. Total  |              |              |             |
| 07:00              | 1                   | 1          | 4          | 0        | 6          | 15                | 100         | 2         | 2         | 117         | 35                  | 7          | 5          | 4         | 47          | 2                 | 51          | 50         | 4         | 103         | 10           | 273          | 283         |
| 07:15              | 0                   | 4          | 2          | 0        | 6          | 14                | 98          | 1         | 8         | 113         | 39                  | 4          | 6          | 0         | 49          | 5                 | 83          | 51         | 5         | 139         | 13           | 307          | 320         |
| 07:30              | 0                   | 2          | 1          | 0        | 3          | 21                | 106         | 5         | 8         | 132         | 41                  | 9          | 3          | 1         | 53          | 3                 | 59          | 58         | 5         | 120         | 14           | 308          | 322         |
| 07:45              | 0                   | 8          | 3          | 1        | 11         | 11                | 112         | 3         | 0         | 126         | 43                  | 13         | 6          | 6         | 62          | 15                | 82          | 45         | 4         | 142         | 11           | 341          | 352         |
| <b>Total</b>       | <b>1</b>            | <b>15</b>  | <b>10</b>  | <b>1</b> | <b>26</b>  | <b>61</b>         | <b>416</b>  | <b>11</b> | <b>18</b> | <b>488</b>  | <b>158</b>          | <b>33</b>  | <b>20</b>  | <b>11</b> | <b>211</b>  | <b>25</b>         | <b>275</b>  | <b>204</b> | <b>18</b> | <b>504</b>  | <b>48</b>    | <b>1229</b>  | <b>1277</b> |
| 08:00              | 1                   | 4          | 7          | 2        | 12         | 22                | 106         | 5         | 2         | 133         | 47                  | 6          | 8          | 3         | 61          | 2                 | 69          | 59         | 7         | 130         | 14           | 336          | 350         |
| 08:15              | 1                   | 0          | 3          | 0        | 4          | 18                | 104         | 2         | 5         | 124         | 40                  | 6          | 9          | 0         | 55          | 1                 | 83          | 45         | 5         | 129         | 10           | 312          | 322         |
| 08:30              | 1                   | 13         | 17         | 1        | 31         | 18                | 121         | 3         | 5         | 142         | 36                  | 5          | 10         | 5         | 51          | 7                 | 81          | 48         | 6         | 136         | 17           | 360          | 377         |
| 08:45              | 0                   | 2          | 0          | 0        | 2          | 12                | 87          | 3         | 2         | 102         | 50                  | 2          | 6          | 1         | 58          | 6                 | 91          | 48         | 4         | 145         | 7            | 307          | 314         |
| <b>Total</b>       | <b>3</b>            | <b>19</b>  | <b>27</b>  | <b>3</b> | <b>49</b>  | <b>70</b>         | <b>418</b>  | <b>13</b> | <b>14</b> | <b>501</b>  | <b>173</b>          | <b>19</b>  | <b>33</b>  | <b>9</b>  | <b>225</b>  | <b>16</b>         | <b>324</b>  | <b>200</b> | <b>22</b> | <b>540</b>  | <b>48</b>    | <b>1315</b>  | <b>1363</b> |
| *** BREAK ***      |                     |            |            |          |            |                   |             |           |           |             |                     |            |            |           |             |                   |             |            |           |             |              |              |             |
| 12:00              | 0                   | 5          | 6          | 0        | 11         | 13                | 146         | 5         | 8         | 164         | 53                  | 4          | 30         | 3         | 87          | 4                 | 166         | 39         | 7         | 209         | 18           | 471          | 489         |
| 12:15              | 2                   | 2          | 5          | 0        | 9          | 14                | 132         | 4         | 0         | 150         | 46                  | 7          | 22         | 1         | 75          | 2                 | 141         | 35         | 4         | 178         | 5            | 412          | 417         |
| 12:30              | 5                   | 4          | 4          | 1        | 13         | 8                 | 130         | 5         | 5         | 143         | 40                  | 2          | 12         | 3         | 54          | 3                 | 153         | 38         | 9         | 194         | 18           | 404          | 422         |
| 12:45              | 1                   | 4          | 4          | 0        | 9          | 15                | 149         | 3         | 6         | 167         | 72                  | 5          | 15         | 0         | 92          | 0                 | 136         | 40         | 5         | 176         | 11           | 444          | 455         |
| <b>Total</b>       | <b>8</b>            | <b>15</b>  | <b>19</b>  | <b>1</b> | <b>42</b>  | <b>50</b>         | <b>557</b>  | <b>17</b> | <b>19</b> | <b>624</b>  | <b>211</b>          | <b>18</b>  | <b>79</b>  | <b>7</b>  | <b>308</b>  | <b>9</b>          | <b>596</b>  | <b>152</b> | <b>25</b> | <b>757</b>  | <b>52</b>    | <b>1731</b>  | <b>1783</b> |
| 13:00              | 6                   | 5          | 3          | 0        | 14         | 13                | 131         | 3         | 3         | 147         | 73                  | 4          | 10         | 2         | 87          | 4                 | 134         | 36         | 6         | 174         | 11           | 422          | 433         |
| 13:15              | 1                   | 7          | 6          | 0        | 14         | 8                 | 140         | 0         | 3         | 148         | 38                  | 3          | 14         | 4         | 55          | 1                 | 153         | 37         | 7         | 191         | 14           | 408          | 422         |
| 13:30              | 1                   | 3          | 2          | 0        | 6          | 10                | 129         | 2         | 3         | 141         | 49                  | 1          | 12         | 4         | 62          | 0                 | 144         | 46         | 5         | 190         | 12           | 399          | 411         |
| 13:45              | 0                   | 3          | 0          | 0        | 3          | 9                 | 128         | 0         | 4         | 137         | 43                  | 3          | 14         | 3         | 60          | 2                 | 134         | 31         | 1         | 167         | 8            | 367          | 375         |
| <b>Total</b>       | <b>8</b>            | <b>18</b>  | <b>11</b>  | <b>0</b> | <b>37</b>  | <b>40</b>         | <b>528</b>  | <b>5</b>  | <b>13</b> | <b>573</b>  | <b>203</b>          | <b>11</b>  | <b>50</b>  | <b>13</b> | <b>264</b>  | <b>7</b>          | <b>565</b>  | <b>150</b> | <b>19</b> | <b>722</b>  | <b>45</b>    | <b>1596</b>  | <b>1641</b> |
| *** BREAK ***      |                     |            |            |          |            |                   |             |           |           |             |                     |            |            |           |             |                   |             |            |           |             |              |              |             |
| 15:30              | 4                   | 11         | 7          | 0        | 22         | 12                | 143         | 1         | 3         | 156         | 83                  | 7          | 11         | 1         | 101         | 2                 | 150         | 39         | 1         | 191         | 5            | 470          | 475         |
| 15:45              | 3                   | 4          | 6          | 0        | 13         | 15                | 165         | 4         | 1         | 184         | 84                  | 12         | 17         | 1         | 113         | 2                 | 127         | 28         | 1         | 157         | 3            | 467          | 470         |
| <b>Total</b>       | <b>7</b>            | <b>15</b>  | <b>13</b>  | <b>0</b> | <b>35</b>  | <b>27</b>         | <b>308</b>  | <b>5</b>  | <b>4</b>  | <b>340</b>  | <b>167</b>          | <b>19</b>  | <b>28</b>  | <b>2</b>  | <b>214</b>  | <b>4</b>          | <b>277</b>  | <b>67</b>  | <b>2</b>  | <b>348</b>  | <b>8</b>     | <b>937</b>   | <b>945</b>  |
| 16:00              | 2                   | 5          | 5          | 0        | 12         | 9                 | 122         | 2         | 1         | 133         | 75                  | 7          | 17         | 0         | 99          | 2                 | 131         | 38         | 0         | 171         | 1            | 415          | 416         |
| 16:15              | 7                   | 22         | 5          | 0        | 34         | 3                 | 97          | 4         | 0         | 104         | 90                  | 19         | 19         | 1         | 128         | 3                 | 165         | 46         | 2         | 214         | 3            | 480          | 483         |
| 16:30              | 6                   | 6          | 9          | 0        | 21         | 11                | 133         | 1         | 3         | 145         | 79                  | 13         | 17         | 4         | 109         | 2                 | 189         | 36         | 1         | 227         | 8            | 502          | 510         |
| 16:45              | 9                   | 5          | 7          | 0        | 21         | 10                | 130         | 2         | 1         | 142         | 81                  | 20         | 19         | 2         | 120         | 1                 | 181         | 32         | 2         | 214         | 5            | 497          | 502         |
| <b>Total</b>       | <b>24</b>           | <b>38</b>  | <b>26</b>  | <b>0</b> | <b>88</b>  | <b>33</b>         | <b>482</b>  | <b>9</b>  | <b>5</b>  | <b>524</b>  | <b>325</b>          | <b>59</b>  | <b>72</b>  | <b>7</b>  | <b>456</b>  | <b>8</b>          | <b>666</b>  | <b>152</b> | <b>5</b>  | <b>826</b>  | <b>17</b>    | <b>1894</b>  | <b>1911</b> |
| 17:00              | 5                   | 8          | 6          | 0        | 19         | 9                 | 141         | 2         | 0         | 152         | 93                  | 16         | 7          | 2         | 116         | 5                 | 182         | 27         | 1         | 214         | 3            | 501          | 504         |
| 17:15              | 1                   | 2          | 1          | 0        | 4          | 4                 | 134         | 0         | 3         | 138         | 99                  | 7          | 12         | 1         | 118         | 8                 | 141         | 37         | 4         | 186         | 8            | 446          | 454         |
| <b>Grand Total</b> | <b>57</b>           | <b>130</b> | <b>113</b> | <b>5</b> | <b>300</b> | <b>294</b>        | <b>2984</b> | <b>62</b> | <b>76</b> | <b>3340</b> | <b>1429</b>         | <b>182</b> | <b>301</b> | <b>52</b> | <b>1912</b> | <b>82</b>         | <b>3026</b> | <b>989</b> | <b>96</b> | <b>4097</b> | <b>229</b>   | <b>9649</b>  | <b>9878</b> |
| Apprch %           | 19                  | 43.3       | 37.7       |          |            | 8.8               | 89.3        | 1.9       |           |             | 74.7                | 9.5        | 15.7       |           |             | 2                 | 73.9        | 24.1       |           |             |              |              |             |
| Total %            | 0.6                 | 1.3        | 1.2        |          | 3.1        | 3                 | 30.9        | 0.6       |           | 34.6        | 14.8                | 1.9        | 3.1        |           | 19.8        | 0.8               | 31.4        | 10.2       |           | 42.5        | 2.3          | 97.7         |             |

| Start Time   | 5th Ave. Southbound |             |             |             | CSAH 14 Westbound |             |             |             | 5th Ave. Northbound |             |             |             | CSAH 14 Eastbound |             |             |             | Int. Total  |
|--|---------------------|-------------|-------------|-------------|-------------------|-------------|-------------|-------------|---------------------|-------------|-------------|-------------|-------------------|-------------|-------------|-------------|-------------|
|  | Left                | Thru        | Right       | App. Total  | Left              | Thru        | Right       | App. Total  | Left                | Thru        | Right       | App. Total  | Left              | Thru        | Right       | App. Total  |             |
| Peak Hour Analysis From 07:00 to 09:45 - Peak 1 of 1 |                     |             |             |             |                   |             |             |             |                     |             |             |             |                   |             |             |             |             |
| Peak Hour for Entire Intersection Begins at 07:45    |                     |             |             |             |                   |             |             |             |                     |             |             |             |                   |             |             |             |             |
| 07:45  | 0                   | 8           | 3           | 11          | 11                | 112         | 3           | 126         | 43                  | 13          | 6           | 62          | 15                | 82          | 45          | 142         | 341         |
| 08:00  | 1                   | 4           | 7           | 12          | 22                | 106         | 5           | 133         | 47                  | 6           | 8           | 61          | 2                 | 69          | 59          | 130         | 336         |
| 08:15  | 1                   | 0           | 3           | 4           | 18                | 104         | 2           | 124         | 40                  | 6           | 9           | 55          | 1                 | 83          | 45          | 129         | 312         |
| 08:30  | 1                   | 13          | 17          | 31          | 18                | 121         | 3           | 142         | 36                  | 5           | 10          | 51          | 7                 | 81          | 48          | 136         | 360         |
| <b>Total Volume</b>                                  | <b>3</b>            | <b>25</b>   | <b>30</b>   | <b>58</b>   | <b>69</b>         | <b>443</b>  | <b>13</b>   | <b>525</b>  | <b>166</b>          | <b>30</b>   | <b>33</b>   | <b>229</b>  | <b>25</b>         | <b>315</b>  | <b>197</b>  | <b>537</b>  | <b>1349</b> |
| <b>% App. Total</b>                                  | <b>5.2</b>          | <b>43.1</b> | <b>51.7</b> |             | <b>13.1</b>       | <b>84.4</b> | <b>2.5</b>  |             | <b>72.5</b>         | <b>13.1</b> | <b>14.4</b> |             | <b>4.7</b>        | <b>58.7</b> | <b>36.7</b> |             |             |
| <b>PHF</b>   | <b>.750</b>         | <b>.481</b> | <b>.441</b> | <b>.468</b> | <b>.784</b>       | <b>.915</b> | <b>.650</b> | <b>.924</b> | <b>.883</b>         | <b>.577</b> | <b>.825</b> | <b>.923</b> | <b>.417</b>       | <b>.949</b> | <b>.835</b> | <b>.945</b> | <b>.937</b> |



# Anoka County Highway Department

## Traffic Engineering Section

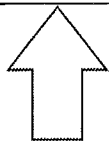
### Traffic Volume and Turning Movement Study

Default Comments  
 Weather: Warm and Cloudy  
 Counter: DB-400  
 Study Conducted By: Sam and Andrea

File Name : TMC 1425  
 Site Code : 14250203  
 Start Date : 06/26/2014  
 Page No : 2

| Start Time   | 5th Ave. Southbound |      |       |            | CSAH 14 Westbound |      |       |            | 5th Ave. Northbound |      |       |            | CSAH 14 Eastbound |      |       |            | Int. Total |
|--|---------------------|------|-------|------------|-------------------|------|-------|------------|---------------------|------|-------|------------|-------------------|------|-------|------------|------------|
|  | Left                | Thru | Right | App. Total | Left              | Thru | Right | App. Total | Left                | Thru | Right | App. Total | Left              | Thru | Right | App. Total |            |
| Peak Hour Analysis From 10:00 to 13:45 - Peak 1 of 1 |                     |      |       |            |                   |      |       |            |                     |      |       |            |                   |      |       |            |            |
| Peak Hour for Entire Intersection Begins at 12:00    |                     |      |       |            |                   |      |       |            |                     |      |       |            |                   |      |       |            |            |
| 12:00  | 0                   | 5    | 6     | 11         | 13                | 146  | 5     | 164        | 53                  | 4    | 30    | 87         | 4                 | 166  | 39    | 209        | 471        |
| 12:15  | 2                   | 2    | 5     | 9          | 14                | 132  | 4     | 150        | 46                  | 7    | 22    | 75         | 2                 | 141  | 35    | 178        | 412        |
| 12:30  | 5                   | 4    | 4     | 13         | 8                 | 130  | 5     | 143        | 40                  | 2    | 12    | 54         | 3                 | 153  | 38    | 194        | 404        |
| 12:45  | 1                   | 4    | 4     | 9          | 15                | 149  | 3     | 167        | 72                  | 5    | 15    | 92         | 0                 | 136  | 40    | 176        | 444        |
| Total Volume   | 8                   | 15   | 19    | 42         | 50                | 557  | 17    | 624        | 211                 | 18   | 79    | 308        | 9                 | 596  | 152   | 757        | 1731       |
| % App. Total   | 19                  | 35.7 | 45.2  |            | 8                 | 89.3 | 2.7   |            | 68.5                | 5.8  | 25.6  |            | 1.2               | 78.7 | 20.1  |            |            |
| PHF  | .400                | .750 | .792  | .808       | .833              | .935 | .850  | .934       | .733                | .643 | .658  | .837       | .563              | .898 | .950  | .906       | .919       |

|  |      |      |      |      |      |      |      |      |      |      |      |      |      |      |      |      |      |
|--|------|------|------|------|------|------|------|------|------|------|------|------|------|------|------|------|------|
| Peak Hour Analysis From 14:00 to 17:15 - Peak 1 of 1 |      |      |      |      |      |      |      |      |      |      |      |      |      |      |      |      |      |
| Peak Hour for Entire Intersection Begins at 16:15    |      |      |      |      |      |      |      |      |      |      |      |      |      |      |      |      |      |
| 16:15  | 7    | 22   | 5    | 34   | 3    | 97   | 4    | 104  | 90   | 19   | 19   | 128  | 3    | 165  | 46   | 214  | 480  |
| 16:30  | 6    | 6    | 9    | 21   | 11   | 133  | 1    | 145  | 79   | 13   | 17   | 109  | 2    | 189  | 36   | 227  | 502  |
| 16:45  | 9    | 5    | 7    | 21   | 10   | 130  | 2    | 142  | 81   | 20   | 19   | 120  | 1    | 181  | 32   | 214  | 497  |
| 17:00  | 5    | 8    | 6    | 19   | 9    | 141  | 2    | 152  | 93   | 16   | 7    | 116  | 5    | 182  | 27   | 214  | 501  |
| Total Volume   | 27   | 41   | 27   | 95   | 33   | 501  | 9    | 543  | 343  | 68   | 62   | 473  | 11   | 717  | 141  | 869  | 1980 |
| % App. Total   | 28.4 | 43.2 | 28.4 |      | 6.1  | 92.3 | 1.7  |      | 72.5 | 14.4 | 13.1 |      | 1.3  | 82.5 | 16.2 |      |      |
| PHF  | .750 | .466 | .750 | .699 | .750 | .888 | .563 | .893 | .922 | .850 | .816 | .924 | .550 | .948 | .766 | .957 | .986 |



**NORTH**

**COUNT LOCATION:**

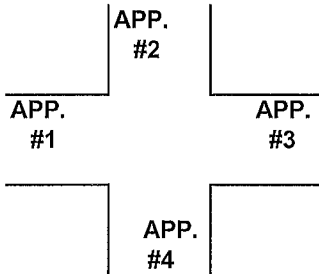
CSAH 14 (Main Street)

**DATE:**

06/26/2014

@ CSAH 1 (5th Ave.)

|                    |
|--------------------|
| APP. #1 = CSAH 14  |
| APP. #2 = 5th Ave. |
| APP. #3 = CSAH 14  |
| APP. #4 = CSAH 1   |

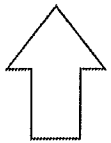


HEAVY VEHICLE- ANY VEHICLE HAVING MORE THAN FOUR TIRES TOUCHING THE PAVEMENT

- A. TRUCKS- A HEAVY VEHICLE INVOLVED PRIMARILY IN THE TRANSPORT OF GOODS OR IN THE DELIVERY OF A SERVICE.
- B. RV- A HEAVY VEHICLE OPERATED BY A PRIVATE MOTORIST AND INVOLVED IN THE TRANSPORT OF RECREATIONAL EQUIPMENT OR FACILITIES.
- C. BUSES- A HEAVY VEHICLE INVOLVED IN THE TRANSPORTATION OF GROUPS OF PEOPLE.

| TIME                | PEDESTRIANS |         |         |         |              | HEAVY VEHICLES      |              |            |
|---------------------|-------------|---------|---------|---------|--------------|---------------------|--------------|------------|
|                     | APP. #1     | APP. #2 | APP. #3 | APP. #4 | 15 MIN TOT   | TRUCKS              | RV           | BUS        |
| 6:00-6:15AM         |             |         |         |         |              |                     |              |            |
| 6:15-6:30           |             |         |         |         |              |                     |              |            |
| 6:30-6:45           |             |         |         |         |              |                     |              |            |
| 6:45-7:00           |             |         |         |         |              |                     |              |            |
| <b>HOURLY TOTAL</b> |             |         |         |         |              | <b>HOURLY TOTAL</b> |              |            |
| 7:00-7:15           | 1           | 1       |         |         | 2            | 4                   |              | 6          |
| 7:15-7:30           |             |         | 4       | 3       | 7            | 10                  |              | 3          |
| 7:30-7:45           |             |         |         | 5       | 5            | 4                   |              | 10         |
| 7:45-8:00           |             | 1       | 1       |         | 2            | 5                   |              | 6          |
| <b>HOURLY TOTAL</b> |             |         |         |         | <b>16</b>    | <b>HOURLY TOTAL</b> |              | <b>48</b>  |
| 8:00-8:15           |             |         |         |         |              | 10                  |              | 4          |
| 8:15-8:30           | 3           |         |         |         | 3            | 6                   |              | 4          |
| 8:30-8:45           |             | 2       | 2       |         | 4            | 13                  |              | 4          |
| 8:45-9:00           |             | 1       |         |         | 1            | 5                   |              | 3          |
| <b>HOURLY TOTAL</b> |             |         |         |         | <b>8</b>     | <b>HOURLY TOTAL</b> |              | <b>49</b>  |
| 9:00-9:15           |             |         |         |         |              |                     |              |            |
| 9:15-9:30           |             |         |         |         |              |                     |              |            |
| 9:30-9:45           |             |         |         |         |              |                     |              |            |
| 9:45-10:00          |             |         |         |         |              |                     |              |            |
| <b>HOURLY TOTAL</b> |             |         |         |         |              | <b>HOURLY TOTAL</b> |              |            |
| 10:00-10:15         |             |         |         |         |              |                     |              |            |
| 10:15-10:30         |             |         |         |         |              |                     |              |            |
| 10:30-10:45         |             |         |         |         |              |                     |              |            |
| 10:45-11:00         |             |         |         |         |              |                     |              |            |
| <b>HOURLY TOTAL</b> |             |         |         |         |              | <b>HOURLY TOTAL</b> |              |            |
| 11:00-11:15         |             |         |         |         |              |                     |              |            |
| 11:15-11:30         |             |         |         |         |              |                     |              |            |
| 11:30-11:45         |             |         |         |         |              |                     |              |            |
| 11:45-12:00         |             |         |         |         |              |                     |              |            |
| <b>HOURLY TOTAL</b> |             |         |         |         |              | <b>HOURLY TOTAL</b> |              |            |
| 12:00-12:15         | 3           | 1       | 2       | 2       | 8            | 14                  |              | 4          |
| 12:15-12:30         |             | 2       |         | 3       | 5            | 5                   |              |            |
| 12:30-12:45         | 5           | 3       |         |         | 8            | 12                  |              | 6          |
| 12:45-1:00          |             |         | 2       | 4       | 6            | 9                   |              | 2          |
| <b>HOURLY TOTAL</b> |             |         |         |         | <b>27</b>    | <b>HOURLY TOTAL</b> |              | <b>52</b>  |
| 1:00-1:15           |             | 1       | 6       | 2       | 9            | 8                   |              | 3          |
| 1:15-1:30           | 2           | 1       |         | 8       | 11           | 9                   |              | 5          |
| 1:30-1:45           |             | 2       | 4       |         | 6            | 7                   | 1            | 4          |
| 1:45-2:00           | 2           | 1       | 3       | 1       | 7            | 7                   |              | 1          |
| <b>HOURLY TOTAL</b> |             |         |         |         | <b>33</b>    | <b>HOURLY TOTAL</b> |              | <b>45</b>  |
|                     |             |         |         |         | <b>TOTAL</b> |                     | <b>TOTAL</b> | <b>194</b> |

1  
2  
3  
4  
5  
6  
7  
8  
9  
10  
11  
12  
13  
14  
15  
16  
17  
18  
19  
20  
21  
22  
23  
24  
25  
26  
27  
28  
29  
30  
31  
32



**NORTH**

**COUNT LOCATION:**

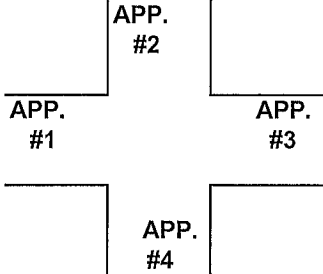
CSAH 14 (Main Street)

**DATE:**

06/26/2014

@ CSAH 1 (5th Ave.)

|                    |
|--------------------|
| APP. #1 = CSAH 14  |
| APP. #2 = 5th Ave. |
| APP. #3 = CSAH 14  |
| APP. #4 = CSAH 1   |



HEAVY VEHICLE- ANY VEHICLE HAVING MORE THAN FOUR TIRES TOUCHING THE PAVEMENT

A. TRUCKS- A HEAVY VEHICLE INVOLVED PRIMARILY IN THE TRANSPORT OF GOODS OR IN THE DELIVERY OF A SERVICE.

B. RV- A HEAVY VEHICLE OPERATED BY A PRIVATE MOTORIST AND INVOLVED IN THE TRANSPORT OF RECREATIONAL EQUIPMENT OR FACILITIES.

C. BUSES- A HEAVY VEHICLE INVOLVED IN THE TRANSPORTATION OF GROUPS OF PEOPLE.

| TIME                | PEDESTRIANS |         |         |         |              | HEAVY VEHICLES      |              |           |
|---------------------|-------------|---------|---------|---------|--------------|---------------------|--------------|-----------|
|                     | APP. #1     | APP. #2 | APP. #3 | APP. #4 | 15 MIN TOT   | TRUCKS              | RV           | BUS       |
| 2:00-2:15PM         |             |         |         |         |              |                     |              |           |
| 2:15-2:30           |             |         |         |         |              |                     |              |           |
| 2:30-2:45           |             |         |         |         |              |                     |              |           |
| 2:45-3:00           |             |         |         |         |              |                     |              |           |
| <b>HOURLY TOTAL</b> |             |         |         |         |              | <b>HOURLY TOTAL</b> |              |           |
| 3:00-3:15           |             |         |         |         |              |                     |              |           |
| 3:15-3:30           |             |         |         |         |              |                     |              |           |
| 3:30-3:45           |             |         | 6       | 3       | 9            | 4                   |              | 1         |
| 3:45-4:00           |             | 1       |         | 9       | 10           | 2                   |              | 1         |
| <b>HOURLY TOTAL</b> |             |         |         |         | <b>19</b>    | <b>HOURLY TOTAL</b> |              | <b>8</b>  |
| 4:00-4:15           |             | 1       |         | 5       | 6            |                     |              | 1         |
| 4:15-4:30           | 1           | 3       |         | 4       | 8            | 1                   |              | 2         |
| 4:30-4:45           | 1           | 2       | 3       | 3       | 9            | 7                   |              | 1         |
| 4:45-5:00           | 1           | 1       |         | 11      | 13           | 3                   |              | 2         |
| <b>HOURLY TOTAL</b> |             |         |         |         | <b>36</b>    | <b>HOURLY TOTAL</b> |              | <b>17</b> |
| 5:00-5:15           |             |         | 4       | 5       | 9            | 1                   |              | 2         |
| 5:15-5:30           | 1           | 2       |         | 2       | 5            | 5                   |              | 3         |
| 5:30-5:45           |             |         |         |         |              |                     |              |           |
| 5:45-6:00           |             |         |         |         |              |                     |              |           |
| <b>HOURLY TOTAL</b> |             |         |         |         | <b>14</b>    | <b>HOURLY TOTAL</b> |              | <b>11</b> |
| 6:00-6:15           |             |         |         |         |              |                     |              |           |
| 6:15-6:30           |             |         |         |         |              |                     |              |           |
| 6:30-6:45           |             |         |         |         |              |                     |              |           |
| 6:45-7:00           |             |         |         |         |              |                     |              |           |
| <b>HOURLY TOTAL</b> |             |         |         |         |              | <b>HOURLY TOTAL</b> |              |           |
| 7:00-7:15           |             |         |         |         |              |                     |              |           |
| 7:15-7:30           |             |         |         |         |              |                     |              |           |
| 7:30-7:45           |             |         |         |         |              |                     |              |           |
| 7:45-8:00           |             |         |         |         |              |                     |              |           |
| <b>HOURLY TOTAL</b> |             |         |         |         |              | <b>HOURLY TOTAL</b> |              |           |
| 8:00-8:15           |             |         |         |         |              |                     |              |           |
| 8:15-8:30           |             |         |         |         |              |                     |              |           |
| 8:30-8:45           |             |         |         |         |              |                     |              |           |
| 8:45-9:00           |             |         |         |         |              |                     |              |           |
| <b>HOURLY TOTAL</b> |             |         |         |         |              | <b>HOURLY TOTAL</b> |              |           |
| 9:00-9:15           |             |         |         |         |              |                     |              |           |
| 9:15-9:30           |             |         |         |         |              |                     |              |           |
| 9:30-9:45           |             |         |         |         |              |                     |              |           |
| 9:45-10:00          |             |         |         |         |              |                     |              |           |
| <b>HOURLY TOTAL</b> |             |         |         |         |              | <b>HOURLY TOTAL</b> |              |           |
|                     |             |         |         |         | <b>TOTAL</b> |                     | <b>TOTAL</b> |           |
|                     |             |         |         |         | <b>153</b>   |                     | <b>230</b>   |           |

1  
2  
3  
4  
5  
6  
7  
8  
9  
10  
11  
12  
13  
14  
15  
16  
17  
18  
19  
20  
21  
22  
23  
24  
25  
26  
27  
28  
29  
30  
31  
32