

PLOTTED/REVISED: 10/4/2024 10:42:34 AM

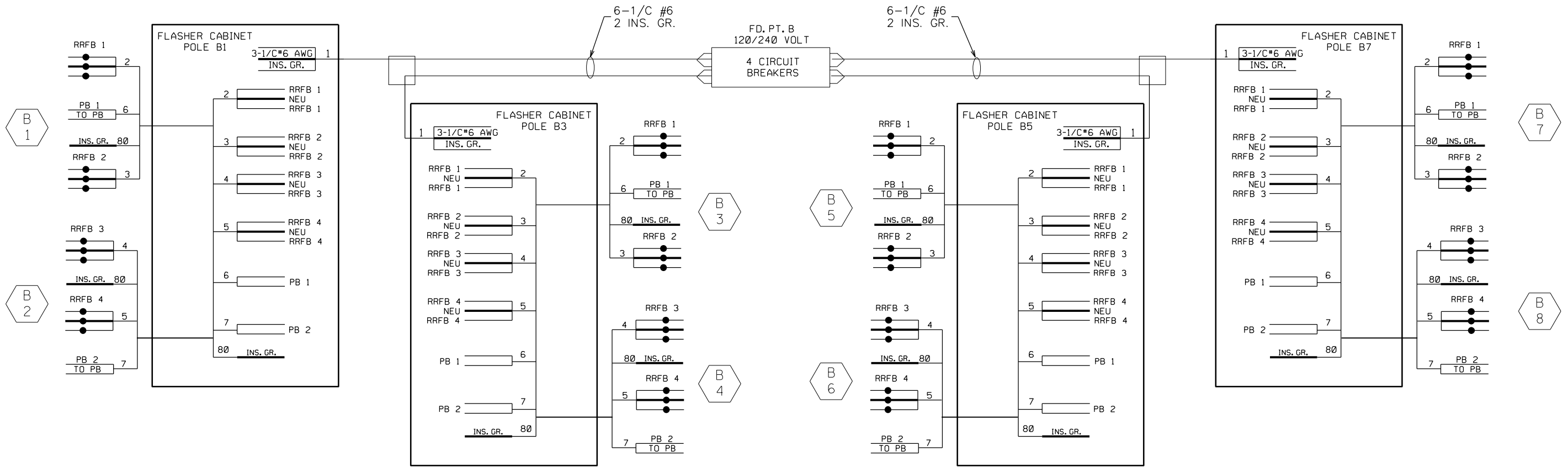
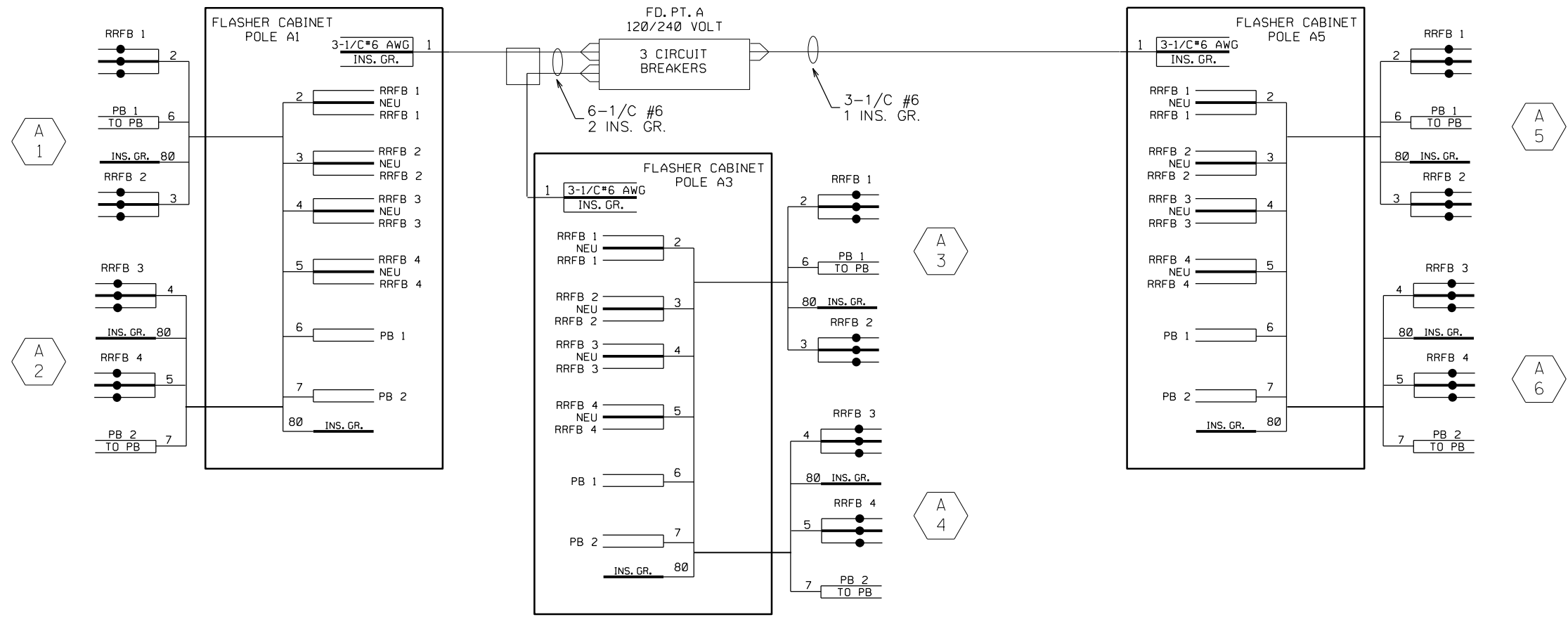
LIGHTING SYSTEM W (BY OTHERS)					
LIGHTING STANDARDS AND FOUNDATIONS					
NO.	STATION	LT	RT	LOCATION	TYPE
W1	100+40		X	NIGHTINGALE ST (NB)	BY OTHERS
W2	1206+80	X		CR 18 (SB)	BY OTHERS
W3	1208+70	X		CR 18 (SB)	BY OTHERS
W4	205+70		X	CR 18 (NB)	BY OTHERS
W5	204+85		X	CR 18 (NB)	BY OTHERS
W6	203+65		X	CR 18 (NB)	BY OTHERS
W7	1100+95	X		NIGHTINGALE ST (SB)	BY OTHERS
W8	1204+90	X		CR 18 (SB)	BY OTHERS
W9	1201+70	X		CR 18 (SB)	BY OTHERS
W10	1103+10	X		NIGHTINGALE ST (SB)	BY OTHERS

RRFB TABULATION			L
ITEM DESCRIPTION	UNIT	SP 198-124-003	SP 198-124-004
PEDESTRIAN CROSSWALK FLASHER SYSTEM A	SYSTEM		1
PEDESTRIAN CROSSWALK FLASHER SYSTEM B	SYSTEM	1	

LIGHTING SYSTEM X (BY OTHERS)					
LIGHTING STANDARDS AND FOUNDATIONS					
NO.	STATION	LT	RT	LOCATION	TYPE
X1	112+30		X	NIGHTINGALE ST (NB)	BY OTHERS
X2	1303+70	X		VETERANS MEM BLVD (WB)	BY OTHERS
X3	302+90		X	VETERANS MEM BLVD (EB)	BY OTHERS
X4	303+70		X	VETERANS MEM BLVD (EB)	BY OTHERS
X5	1113+00	X		NIGHTINGALE ST (SB)	BY OTHERS
X6	1114+95	X		NIGHTINGALE ST (SB)	BY OTHERS
X7	1305+45	X		VETERANS MEM BLVD (WB)	BY OTHERS
X8	304+90		X	VETERANS MEM BLVD (EB)	BY OTHERS
X9	110+40		X	NIGHTINGALE ST (NB)	BY OTHERS
X10	108+40		X	NIGHTINGALE ST (NB)	BY OTHERS
X11	1307+50	X		VETERANS MEM BLVD (WB)	BY OTHERS

WSB PATH & FILENAME: Projects\Minnesota\022965-000\ConPlan\22965-000_110A_Tab&Sched

<table border="1"> <thead> <tr> <th>NO.</th> <th>DATE</th> <th>BY</th> <th>CHK</th> <th>REVISIONS</th> </tr> </thead> <tbody> <tr><td> </td><td> </td><td> </td><td> </td><td> </td></tr> <tr><td> </td><td> </td><td> </td><td> </td><td> </td></tr> <tr><td> </td><td> </td><td> </td><td> </td><td> </td></tr> <tr><td> </td><td> </td><td> </td><td> </td><td> </td></tr> </tbody> </table>	NO.	DATE	BY	CHK	REVISIONS																					Design By: MF Plan By: MF Checked By: ES Approved By: SD	I HEREBY CERTIFY THAT THIS PLAN, SPECIFICATION, OR REPORT WAS PREPARED BY OR UNDER MY DIRECT SUPERVISION AND THAT I AM A DULY LICENSED PROFESSIONAL ENGINEER UNDER THE LAWS OF THE STATE OF MINNESOTA. PRINT NAME: SEAN DELMORE, PE DATE: 10/4/2024 LICENSE #: 40945			Nightingale Street NW Roundabouts TAB AND SCHEDULES RRFB PLAN SP 198-124-003, SP 198-124-004, CP 23-18, CP 23-19, CP 23-15-18	SHEET 132 OF 142 SHEETS
	NO.	DATE	BY	CHK	REVISIONS																										
DRAFT 95% PLAN NOT FOR CONSTRUCTION																															



NO.	DATE	BY	CHK	REVISIONS

Design By: MF
 Plan By: MF
 Checked By: ES
 Approved By: SD

I HEREBY CERTIFY THAT THIS PLAN, SPECIFICATION, OR REPORT WAS PREPARED BY OR UNDER MY DIRECT SUPERVISION AND THAT I AM A DULY LICENSED PROFESSIONAL ENGINEER UNDER THE LAWS OF THE STATE OF MINNESOTA.

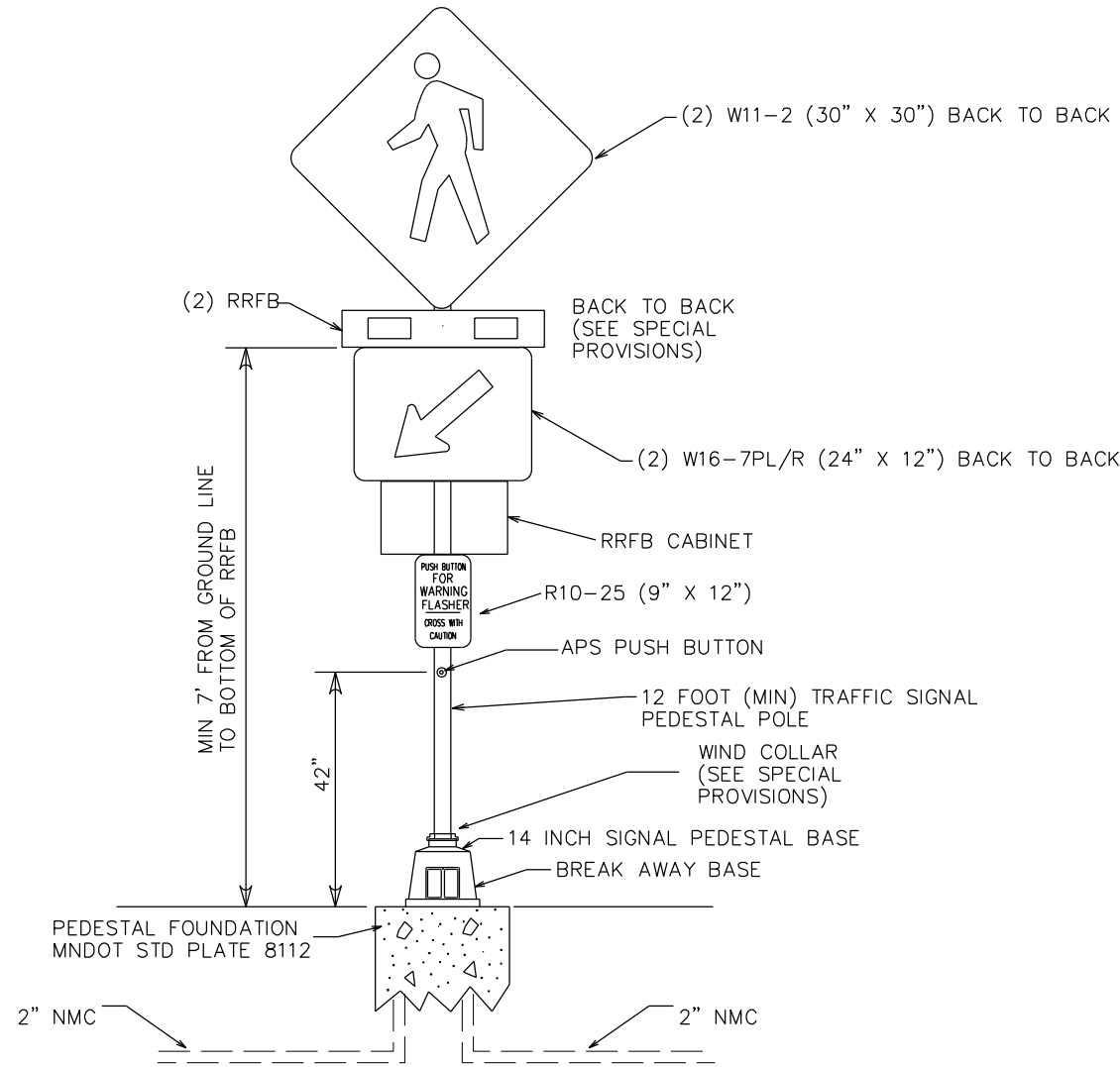
PRINT NAME: SEAN DELMOREL PE
 DATE: 10/4/2024 LICENSE #: 40945



Nightingale Street NW Roundabouts

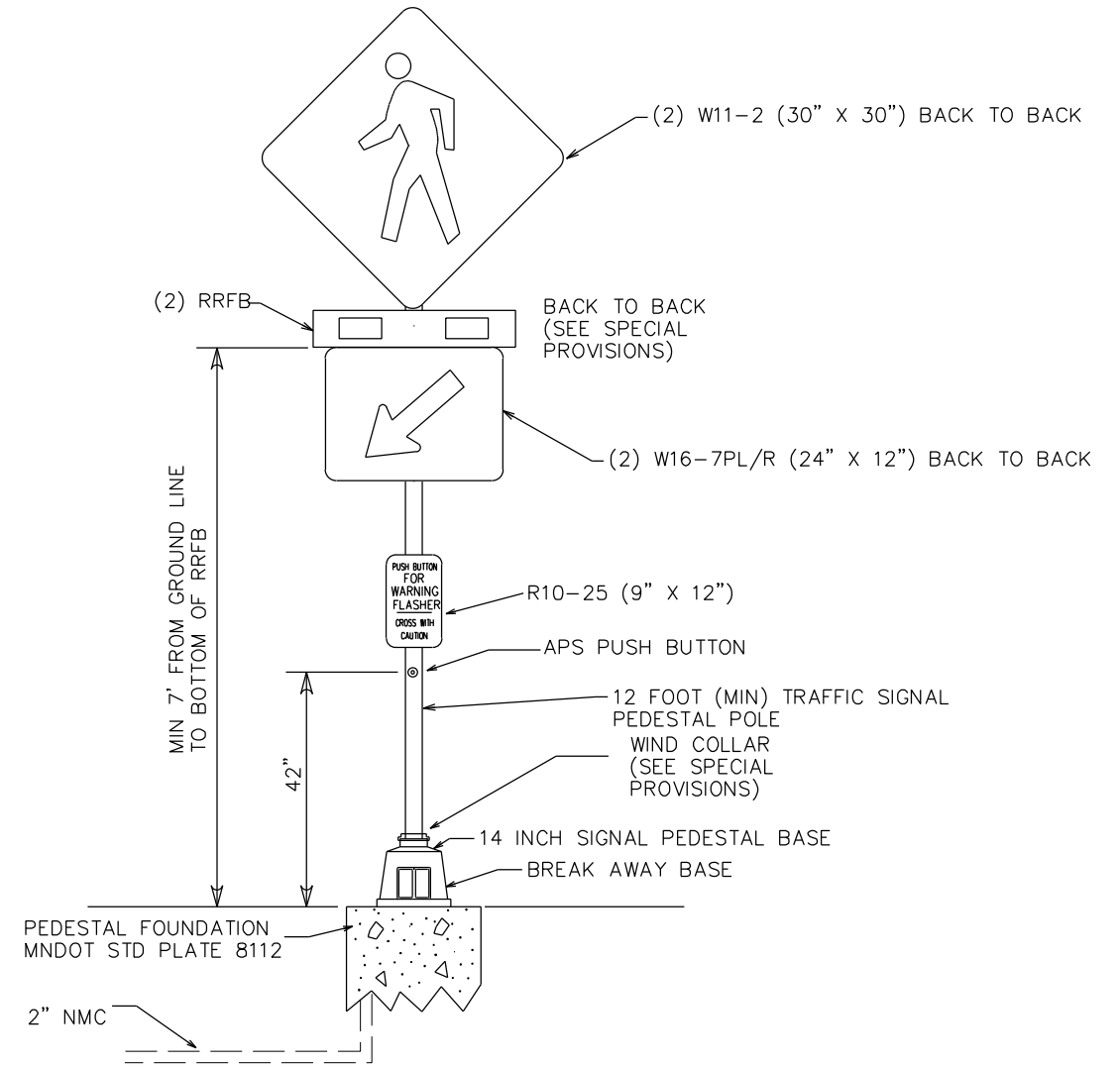
WIRING DIAGRAMS
RRFB PLAN

SP 198-124-003, SP 198-124-004, CP 23-18, CP 23-19, CP 23-15-18



RRFB POLES A1, A3, A5, B1, B3, B5 AND B7 CONFIGURATION DETAIL
NOT TO SCALE

NOTE:
 PEDESTAL FOUNDATION AS PER MNDOT STD PLATE 8112
 12' (MIN) PEDESTAL AND BASE WIND COPPAR FOR PEDESTAL POLE AND POLE CAP
 2-W11-2 (30" X 30") SIGN PANEL PEDESTAL POLE MOUNTED
 2-LED RECTANGULAR RAPID FLASH BEACON (RRFB)
 MOUNT BETWEEN TYPE C SIGNS
 SEE SPECIAL PROVISIONS
 FLASHER CABINET - PEDESTAL POLE MOUNTED
 W16-7mPL (24" X 18") SIGN PANEL PEDESTAL POLE MOUNTED
 PEDESTAL POLE MOUNTING BRACKETING AND HARDWARE
 1-PEDESTRIAN PUSH BUTTON AND SIGN SIDEWALK SIDE OF POLE RIGHT ARROW
 EXTEND FROM FLASHER CABINET TO FEEDPOINT A OR B:
 2" CONDUIT
 3-1/C #6 AWG
 2-1/C #6 AWG INS GR
 EXTEND FROM FLASHER CABINET TO DOWNSTREAM PEDESTAL POLE:
 2-3/C #14 AWG
 1-2/C #14 AWG
 1-1/C #6 AWG INS GR



RRFB POLES A2, A4, A6, B2, B4, B6 AND B8 CONFIGURATION DETAIL
NOT TO SCALE

NOTE:
 PEDESTAL FOUNDATION AS PER MNDOT STD PLATE 8112
 12' (MIN) PEDESTAL AND BASE WIND COPPAR FOR PEDESTAL POLE AND POLE CAP
 2-W11-2 (30" X 30") SIGN PANEL PEDESTAL POLE MOUNTED
 2-LED RECTANGULAR RAPID FLASH BEACON (RRFB)
 MOUNT BETWEEN TYPE C SIGNS
 SEE SPECIAL PROVISIONS
 W16-7mPL (24" X 18") SIGN PANEL PEDESTAL POLE MOUNTED
 PEDESTAL POLE MOUNTING BRACKETING AND HARDWARE
 1-PEDESTRIAN PUSH BUTTON AND SIGN SIDEWALK SIDE OF POLE RIGHT ARROW

NO.	DATE	BY	CHK	REVISIONS

Design By:	MF	I HEREBY CERTIFY THAT THIS PLAN, SPECIFICATION, OR REPORT WAS PREPARED BY OR UNDER MY DIRECT SUPERVISION AND THAT I AM A DULY LICENSED PROFESSIONAL ENGINEER UNDER THE LAWS OF THE STATE OF MINNESOTA. PRINT NAME: SEAN DELMORE, PE DATE: 10/4/2024 LICENSE #: 40945
Plan By:	MF	
Checked By:	ES	
Approved By:	SD	











Nightingale Street NW Roundabouts		SHEET 134 OF 142 SHEETS
DETAILS RRFB PLAN		
SP 198-124-003, SP 198-124-004, CP 23-18, CP 23-19, CP 23-15-18		

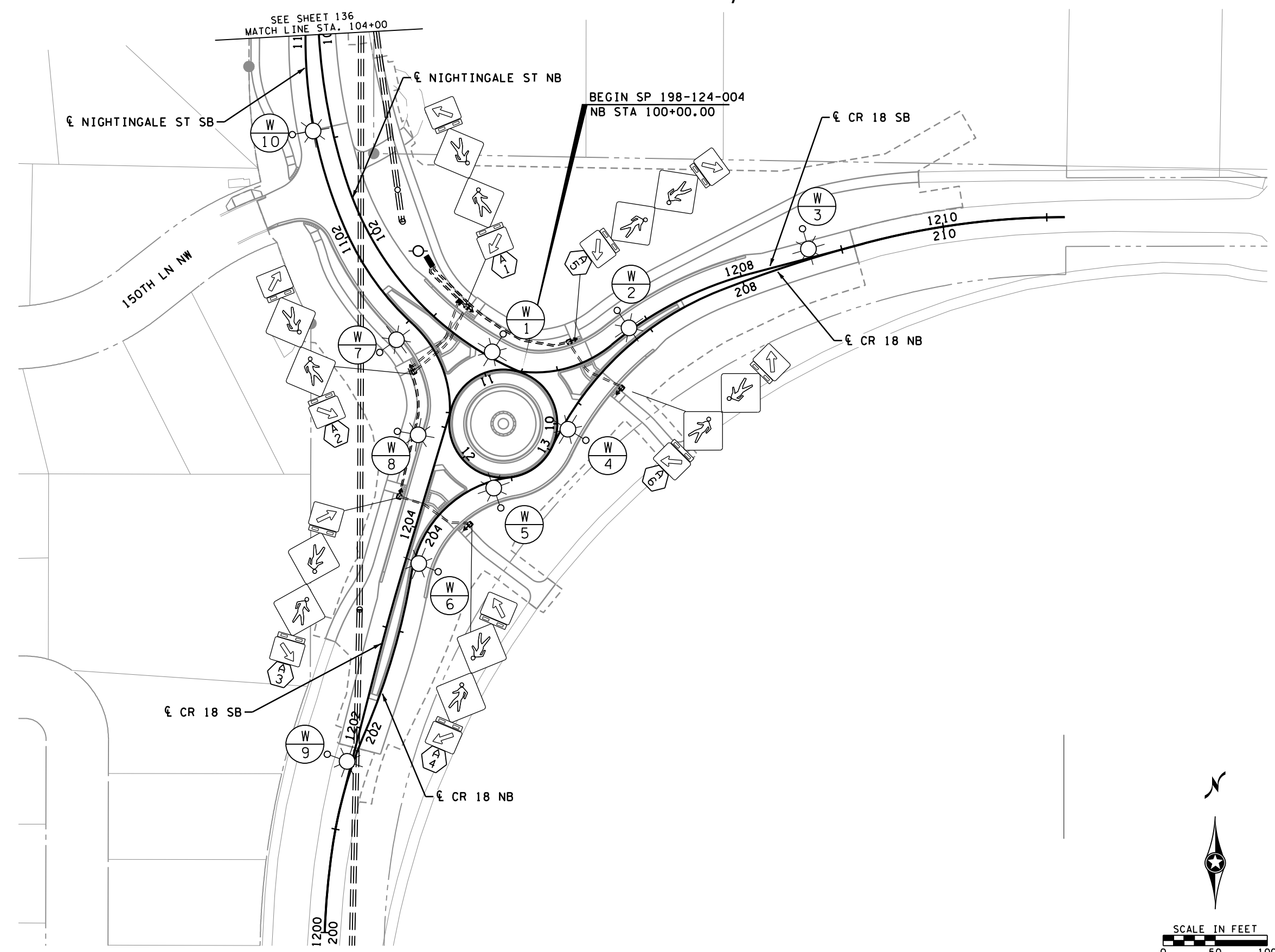
PLOTTED/REVISED: 10/4/2024 10:50:04 AM

WSB PATH & FILENAME: Projects\Minnesota\022965-000\Con\Plan\22965-000_1101.dgn

County Road 18

LEGEND

-  LIGHTING UNIT (BY OTHERS)
-  2" NMC (UNLESS OTHERWISE NOTED)
-  OHP
-  SERVICE CABINET
-  HANDHOLE
-  PEDESTAL
-  LIGHTING SYSTEM / UNIT ID
-  RRFB SYSTEM / POLE ID



- NOTES:
1. THE CONTRACTOR SHALL BE RESPONSIBLE FOR LOCATING ALL UTILITIES PRIOR TO WORK.
 2. THE CONTRACTOR SHALL COORDINATE THE PLACEMENT OF CONDUIT AND FOUNDATIONS WITH OTHER CONSTRUCTION ACTIVITIES IN THE AREA.
 3. THE CONTRACTOR IS RESPONSIBLE FOR ALL PERMITS AND UTILITY COORDINATION.
 4. ALL MATERIAL AND WORK SHALL BE IN ACCORDANCE WITH THE N.E.C.
 5. EXACT LOCATIONS OF PEDESTAL AND SERVICE CABINET FOUNDATIONS SHALL BE STAKED IN THE FIELD FOR ENGINEER APPROVAL.

NO.	DATE	BY	CHK	REVISIONS

Design By: MF
 Plan By: MF
 Checked By: ES
 Approved By: SD

I HEREBY CERTIFY THAT THIS PLAN, SPECIFICATION, OR REPORT WAS PREPARED BY OR UNDER MY DIRECT SUPERVISION AND THAT I AM A DULY LICENSED PROFESSIONAL ENGINEER UNDER THE LAWS OF THE STATE OF MINNESOTA.

PRINT NAME: SEAN DELMOREL PE
 DATE: 10/4/2024 LICENSE #: 40945

DRAFT 95% PLAN
NOT FOR CONSTRUCTION











Nightingale Street NW Roundabouts		SHEET 135 OF 142 SHEETS
COUNTY ROAD 18 RRFB PLAN		
SP 198-124-003, SP 198-124-004, CP 23-18, CP 23-19, CP 23-15-18		

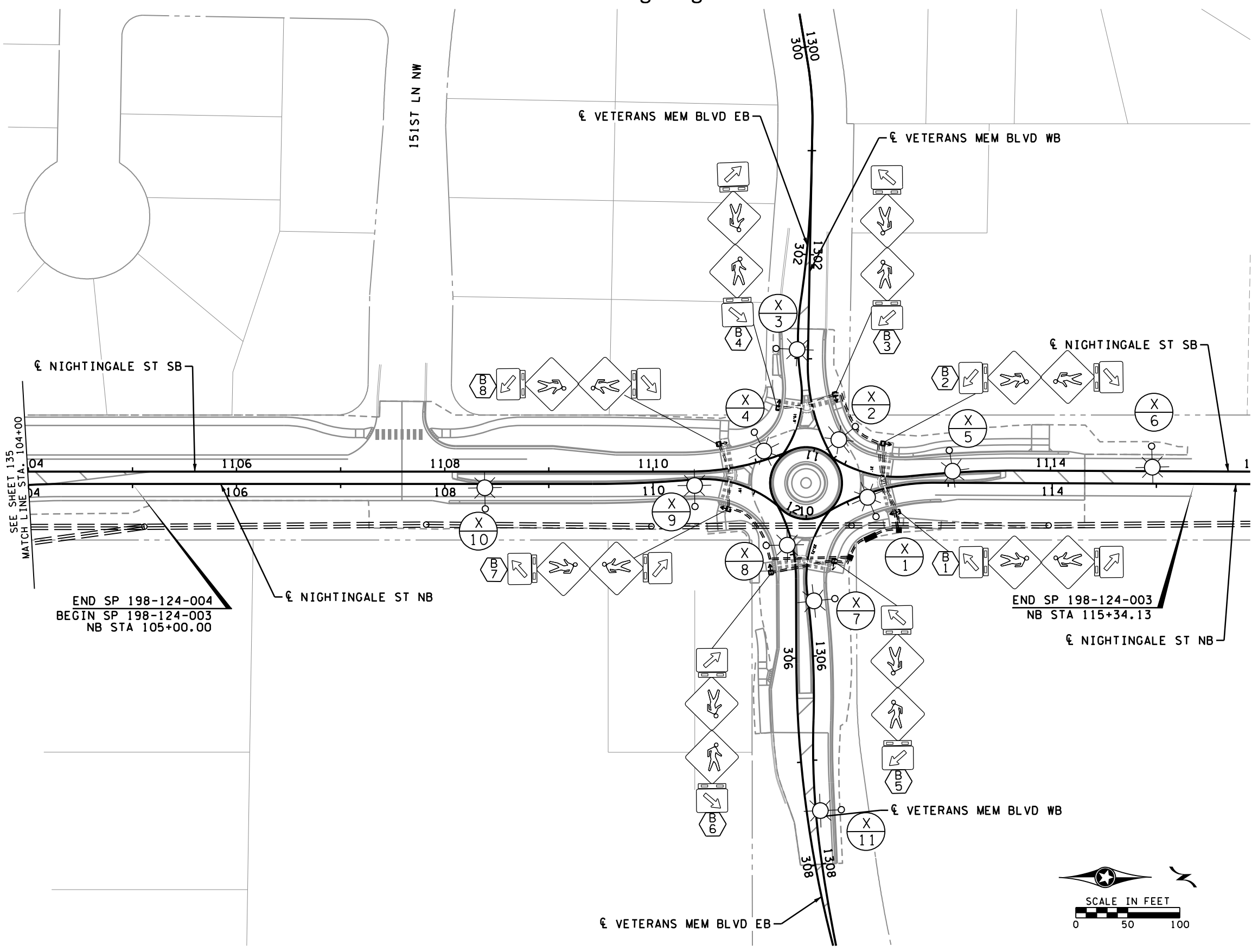
PLOTTED/REVISED: 10/4/2024 10:51:11 AM

WSB PATH & FILENAME: Projects\Minnesota\022965-000\Con\Plan\22965-000_1102.dgn

Nightingale Street NW

LEGEND

-  LIGHTING UNIT (BY OTHERS)
-  2" NMC (UNLESS OTHERWISE NOTED)
-  OHP
-  SERVICE CABINET
-  HANDHOLE
-  PEDESTAL
-  LIGHTING SYSTEM / UNIT ID
-  RRFB SYSTEM / POLE ID



SEE SHEET 135
MATCH LINE STA. 104+00

END SP 198-124-004
BEGIN SP 198-124-003
NB STA 105+00.00

END SP 198-124-003
NB STA 115+34.13

- NOTES:
1. THE CONTRACTOR SHALL BE RESPONSIBLE FOR LOCATING ALL UTILITIES PRIOR TO WORK.
 2. THE CONTRACTOR SHALL COORDINATE THE PLACEMENT OF CONDUIT AND FOUNDATIONS WITH OTHER CONSTRUCTION ACTIVITIES IN THE AREA.
 3. THE CONTRACTOR IS RESPONSIBLE FOR ALL PERMITS AND UTILITY COORDINATION.
 4. ALL MATERIAL AND WORK SHALL BE IN ACCORDANCE WITH THE N.E.C.
 5. EXACT LOCATIONS OF PEDESTAL AND SERVICE CABINET FOUNDATIONS SHALL BE STAKED IN THE FIELD FOR ENGINEER APPROVAL.

NO.	DATE	BY	CHK	REVISIONS

Design By: MF
Plan By: MF
Checked By: ES
Approved By: SD

I HEREBY CERTIFY THAT THIS PLAN, SPECIFICATION, OR REPORT WAS PREPARED BY OR UNDER MY DIRECT SUPERVISION AND THAT I AM A DULY LICENSED PROFESSIONAL ENGINEER UNDER THE LAWS OF THE STATE OF MINNESOTA.

PRINT NAME: SEAN DELMOREL PE
DATE: 10/4/2024 LICENSE #: 40945



Nightingale Street NW Roundabouts

NIGHTINGALE STREET NW
RRFB PLAN

SP 198-124-003, SP 198-124-004, CP 23-18, CP 23-19, CP 23-15-18

SHEET **136**
OF
142
SHEETS