

Date : 02/28/23

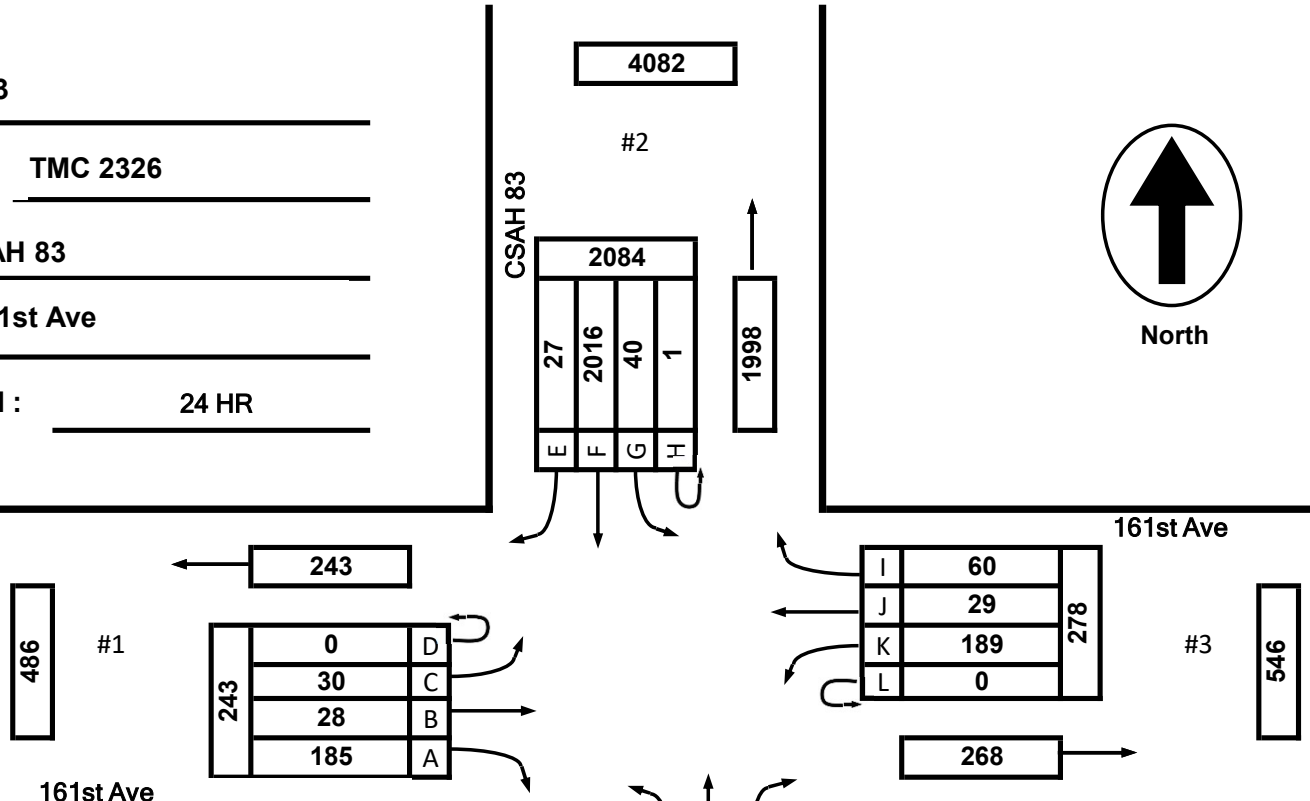
Count Number : TMC 2326

Location : CSAH 83
@ 161st Ave

Collection Period : 24 HR



North



161st Ave

161st Ave

CSAH 83

EXISTING LANES OF APPROACH				
	RIGHT TURN LANE	LEFT TURN LANE	THRU LANES	TOTAL
#1	1	0	1	2
#2	0	0	1	1
#3	1	0	1	2
#4	0	0	1	1

Anoka County Highway Department

Traffic Volume and Turning Movement Study

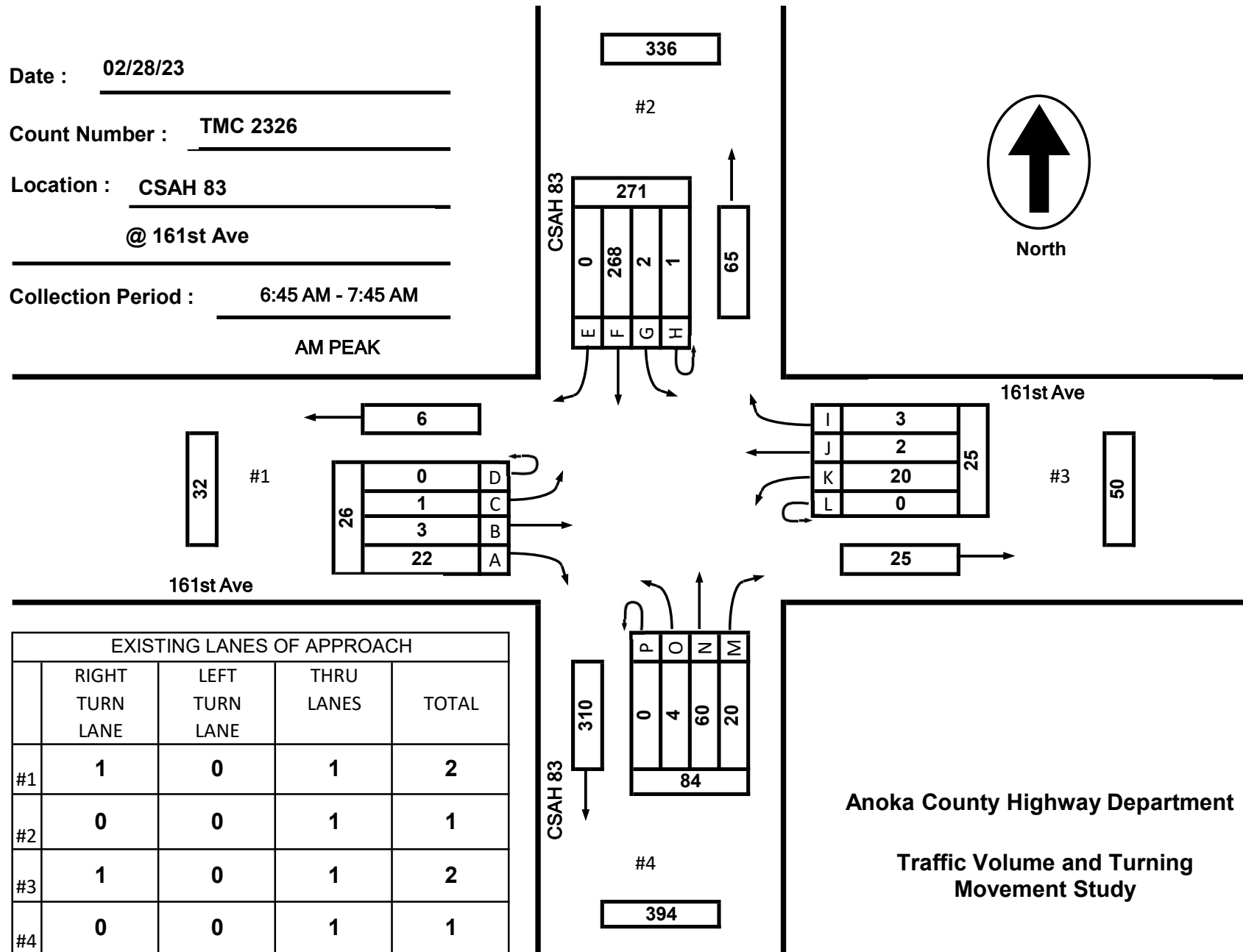

Date : 02/28/23

Count Number : TMC 2326

Location : CSAH 83
@ 161st Ave

Collection Period : 6:45 AM - 7:45 AM

AM PEAK



EXISTING LANES OF APPROACH				
	RIGHT TURN LANE	LEFT TURN LANE	THRU LANES	TOTAL
#1	1	0	1	2
#2	0	0	1	1
#3	1	0	1	2
#4	0	0	1	1

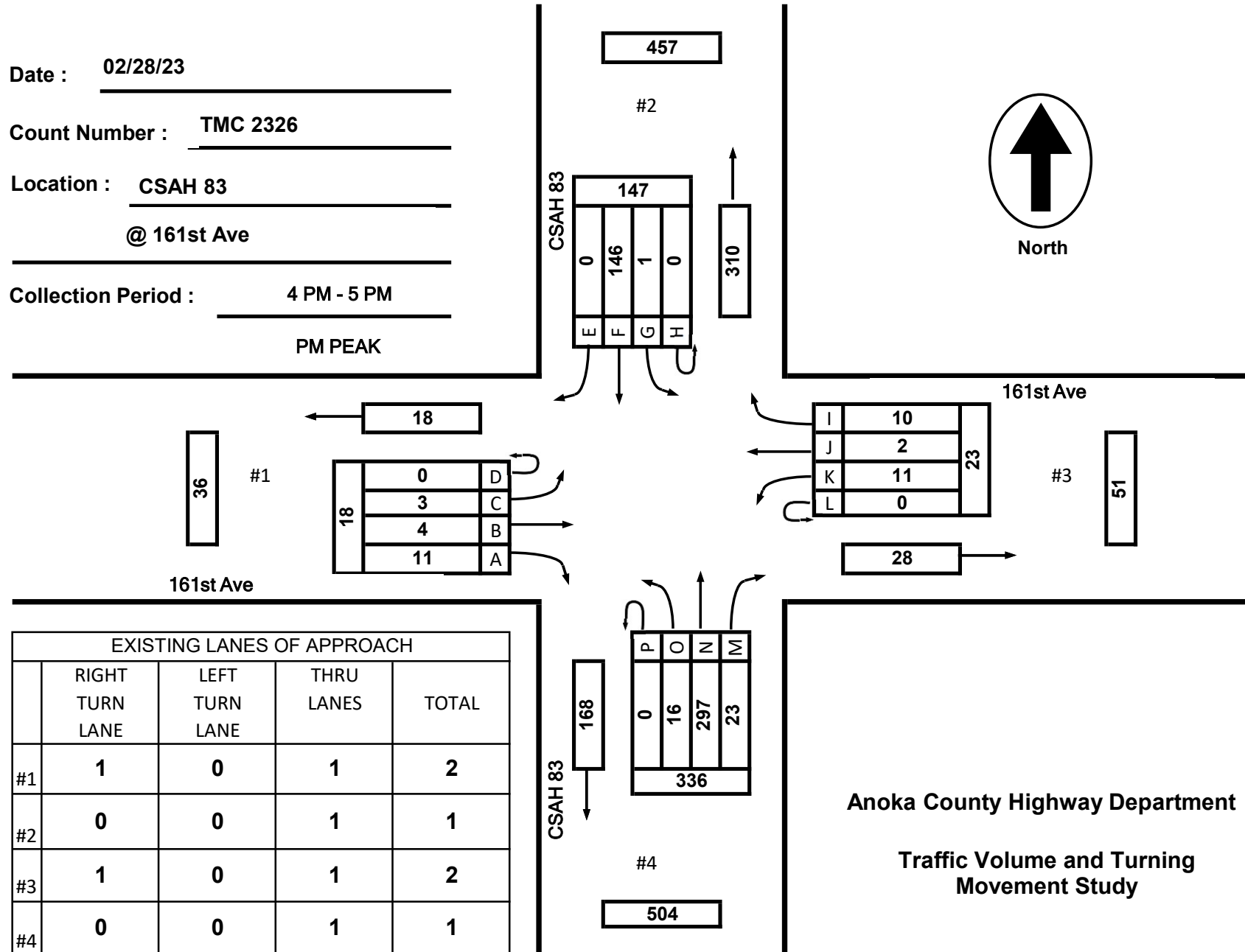

Anoka County Highway Department
 Traffic Volume and Turning Movement Study

Date : 02/28/23

Count Number : TMC 2326

Location : CSAH 83
@ 161st Ave

Collection Period : 4 PM - 5 PM
PM PEAK



EXISTING LANES OF APPROACH				
	RIGHT TURN LANE	LEFT TURN LANE	THRU LANES	TOTAL
#1	1	0	1	2
#2	0	0	1	1
#3	1	0	1	2
#4	0	0	1	1

Anoka County Highway Department
Traffic Volume and Turning Movement Study

TMC 2326 - CSAH 83 @ 161st Ave
0 0

Tuesday, February 28, 2023

Time	Southbound 0						Westbound 0						Northbound 0						Eastbound 0						VEHICLE TOTAL						
	U Turns	Left Turns	Straight Through	Right Turns	Crosswalk Crossings	Vehicle Approach Total	U Turns	Left Turns	Straight Through	Right Turns	Crosswalk Crossings	Vehicle Approach Total	U Turns	Left Turns	Straight Through	Right Turns	Crosswalk Crossings	Vehicle Approach Total	U Turns	Left Turns	Straight Through	Right Turns	Crosswalk Crossings	Vehicle Approach Total							
12:00 AM	0	0	1	0	0	1	0	1	0	0	0	1	0	0	1	0	0	1	0	0	0	0	0	0	0	0	4	0	0	4	3
12:15 AM	0	0	4	0	0	4	0	0	0	0	0	0	0	0	2	1	0	3	0	0	0	0	0	0	0	0	0	0	0	0	7
12:30 AM	0	0	0	0	0	0	0	0	0	0	0	0	0	0	1	0	0	1	0	0	0	0	0	0	0	0	0	0	0	1	1
12:45 AM	0	0	1	0	0	1	0	0	0	0	0	0	0	0	3	0	0	3	0	0	0	0	0	0	0	0	0	0	0	4	4
Hourly Total	0	0	6	0	0	6	0	1	0	0	0	1	0	0	7	1	0	8	0	0	0	0	0	0	0	0	0	0	0	15	
1:00 AM	0	0	1	0	0	1	0	0	0	0	0	0	0	0	1	0	0	1	0	0	0	0	0	0	0	0	0	0	0	2	2
1:15 AM	0	0	0	0	0	0	0	0	0	0	0	0	0	0	1	0	0	1	0	1	0	0	0	1	0	1	0	0	1	2	2
1:30 AM	0	0	1	0	0	1	0	0	0	0	0	0	0	0	3	0	0	3	0	0	0	0	0	0	0	0	0	0	0	4	4
1:45 AM	0	0	1	0	0	1	0	0	0	0	0	0	0	0	3	0	0	3	0	0	0	0	0	0	0	0	0	0	0	4	4
Hourly Total	0	0	3	0	0	3	0	0	0	0	0	0	0	0	8	0	0	8	0	1	0	0	0	1	0	1	0	0	1	12	
2:00 AM	0	0	0	0	0	0	0	0	0	0	0	0	0	0	2	0	0	2	0	0	0	0	0	0	0	0	0	0	0	2	2
2:15 AM	0	0	0	0	0	0	0	0	0	0	0	0	0	0	1	0	0	1	0	0	0	0	0	0	0	0	0	0	0	1	1
2:30 AM	0	0	1	0	0	1	0	0	0	0	0	0	0	0	0	0	0	0	0	0	0	0	0	0	0	0	0	0	0	1	1
2:45 AM	0	0	0	0	0	0	0	0	0	0	0	0	0	0	0	0	0	0	0	0	0	0	0	0	0	0	0	0	0	0	0
Hourly Total	0	0	1	0	0	1	0	0	0	0	0	0	0	0	3	0	0	3	0	0	0	0	0	0	0	0	0	0	0	4	
3:00 AM	0	0	1	0	0	1	0	0	0	0	0	0	0	0	2	0	0	2	0	0	0	0	0	0	0	0	0	0	0	3	3
3:15 AM	0	0	9	0	0	9	0	0	0	0	0	0	0	0	1	0	0	1	0	0	0	0	0	0	0	0	0	0	0	10	10
3:30 AM	0	0	2	0	0	2	0	1	0	0	0	1	0	0	3	0	0	3	0	0	0	0	0	0	0	0	0	0	0	6	6
3:45 AM	0	0	3	0	0	3	0	0	0	1	0	1	0	0	2	0	0	2	0	0	0	0	0	0	0	0	0	0	0	6	6
Hourly Total	0	0	15	0	0	15	0	1	0	1	0	2	0	0	8	0	0	8	0	0	0	0	0	0	0	0	0	0	0	25	
4:00 AM	0	0	8	0	0	8	0	0	0	1	0	1	0	0	0	0	0	0	0	0	0	0	0	0	0	0	0	0	0	9	9
4:15 AM	0	0	14	0	0	14	0	0	0	0	0	0	0	0	1	0	0	1	0	0	0	0	0	0	0	0	0	0	0	15	15
4:30 AM	0	1	11	0	0	12	0	1	0	0	0	1	0	0	3	0	0	3	0	1	0	2	0	3	0	1	0	2	0	19	19
4:45 AM	0	0	15	0	0	15	0	0	0	0	0	0	0	0	1	0	0	1	0	0	0	2	0	2	0	0	0	2	0	18	18
Hourly Total	0	1	48	0	0	49	0	1	0	1	0	2	0	0	5	0	0	5	0	1	0	4	0	5	0	1	0	4	0	61	
5:00 AM	0	0	15	0	0	15	0	1	0	0	0	1	0	0	1	0	0	1	0	0	0	2	0	2	0	0	0	2	0	19	19
5:15 AM	0	0	28	0	0	28	0	2	0	0	0	2	0	0	3	4	0	7	0	1	0	0	0	1	0	1	0	0	1	38	38
5:30 AM	0	0	29	0	0	29	0	3	0	0	0	3	0	0	1	0	0	1	0	0	0	0	0	0	0	0	0	0	0	33	33
5:45 AM	0	1	36	0	0	37	0	3	0	0	0	3	0	0	0	0	0	0	0	1	0	5	0	6	0	1	0	5	0	46	46
Hourly Total	0	1	108	0	0	109	0	9	0	0	0	9	0	0	5	4	0	9	0	2	0	7	0	9	0	2	0	7	0	136	
6:00 AM	0	0	53	1	0	54	0	0	0	1	0	1	0	1	3	0	0	4	0	0	1	5	0	6	0	0	1	5	0	65	65
6:15 AM	0	3	56	0	0	59	0	5	1	2	0	8	0	0	5	3	0	8	0	0	1	4	0	5	0	0	1	4	0	80	80
6:30 AM	0	1	61	0	0	62	0	3	0	2	0	5	0	2	6	0	0	8	0	0	0	7	0	7	0	0	0	7	0	82	82
6:45 AM	0	1	72	0	0	73	0	6	0	0	0	6	0	1	16	5	0	22	0	0	0	4	0	4	0	0	0	4	0	105	105
Hourly Total	0	5	242	1	0	248	0	14	1	5	0	20	0	4	30	8	0	42	0	0	2	20	0	22	0	0	2	20	0	332	
7:00 AM	0	0	68	0	0	68	0	6	0	1	0	7	0	1	17	5	0	23	0	0	1	5	0	6	0	0	1	5	0	104	104
7:15 AM	0	0	71	0	0	71	0	4	1	2	0	7	0	1	13	4	0	18	0	1	2	10	0	13	0	1	2	10	0	109	109
7:30 AM	1	1	57	0	0	59	0	4	1	0	0	5	0	1	14	6	0	21	0	0	0	3	0	3	0	0	0	3	0	88	88
7:45 AM	0	1	57	1	0	59	0	5	2	0	0	7	0	2	21	3	0	26	0	0	0	1	0	1	0	0	0	1	0	93	93
Hourly Total	1	2	253	1	0	257	0	19	4	3	0	26	0	5	65	18	0	88	0	1	3	19	0	23	0	1	3	19	0	394	

TMC 2326 - CSAH 83 @ 161st Ave
0 0

Tuesday, February 28, 2023

Time	Southbound 0						Westbound 0						Northbound 0						Eastbound 0						VEHICLE TOTAL						
	U Turns	Left Turns	Straight Through	Right Turns	Crosswalk Crossings	Vehicle Approach Total	U Turns	Left Turns	Straight Through	Right Turns	Crosswalk Crossings	Vehicle Approach Total	U Turns	Left Turns	Straight Through	Right Turns	Crosswalk Crossings	Vehicle Approach Total	U Turns	Left Turns	Straight Through	Right Turns	Crosswalk Crossings	Vehicle Approach Total							
8:00 AM	0	0	48	0	0	48	0	4	1	0	0	5	0	1	21	1	0	23	0	1	0	3	0	4	0	0	0	0	0	0	80
8:15 AM	0	2	31	0	0	33	0	4	0	0	0	4	0	0	20	1	0	21	0	0	0	3	0	3	0	0	0	0	0	0	61
8:30 AM	0	1	32	0	0	33	0	5	1	0	0	6	0	2	12	5	0	19	0	0	0	4	0	4	0	0	0	0	0	0	62
8:45 AM	0	0	35	0	0	35	0	5	0	0	0	5	0	6	20	2	0	28	0	0	1	2	0	3	0	0	0	0	0	0	71
Hourly Total	0	3	146	0	0	149	0	18	2	0	0	20	0	9	73	9	0	91	0	1	1	12	0	14	0	0	0	0	0	0	274
9:00 AM	0	0	31	0	0	31	0	0	0	0	0	0	0	1	18	1	0	20	0	1	0	5	0	6	0	0	0	0	0	0	57
9:15 AM	0	0	35	0	0	35	0	3	0	2	0	5	0	2	23	3	0	28	0	2	0	4	0	6	0	0	0	0	0	0	74
9:30 AM	0	0	29	1	0	30	0	1	0	0	0	1	0	2	14	2	0	18	0	0	0	1	0	1	0	0	0	0	0	0	50
9:45 AM	0	0	27	0	0	27	0	0	0	1	0	1	0	0	15	3	0	18	0	1	0	4	0	5	0	0	0	0	0	0	51
Hourly Total	0	0	122	1	0	123	0	4	0	3	0	7	0	5	70	9	0	84	0	4	0	14	0	18	0	0	0	0	0	0	232
10:00 AM	0	1	18	1	0	20	0	2	0	0	0	2	0	3	10	4	0	17	0	0	0	1	0	1	0	0	0	0	0	0	40
10:15 AM	0	0	27	0	0	27	0	4	0	2	0	6	0	2	17	5	0	24	0	0	1	1	0	2	0	0	0	0	0	0	59
10:30 AM	0	0	27	0	0	27	0	2	0	0	0	2	0	3	20	7	0	30	0	0	0	2	0	2	0	0	0	0	0	0	61
10:45 AM	0	0	26	0	0	26	0	3	0	0	0	3	0	3	15	1	0	19	0	0	1	4	0	5	0	0	0	0	0	0	53
Hourly Total	0	1	98	1	0	100	0	11	0	2	0	13	0	11	62	17	0	90	0	0	2	8	0	10	0	0	0	0	0	0	213
11:00 AM	0	1	25	1	0	27	0	1	0	3	0	4	0	1	22	4	0	27	0	1	0	2	0	3	0	0	0	0	0	0	61
11:15 AM	0	0	23	0	0	23	0	7	0	0	0	7	0	2	17	4	0	23	0	0	0	2	0	2	0	0	0	0	0	0	55
11:30 AM	0	0	22	1	0	23	0	4	0	0	0	4	0	2	28	2	0	32	0	1	1	2	0	4	0	0	0	0	0	0	63
11:45 AM	0	0	18	0	0	18	0	4	1	1	0	6	0	6	15	1	0	22	0	0	0	2	0	2	0	0	0	0	0	0	48
Hourly Total	0	1	88	2	0	91	0	16	1	4	0	21	0	11	82	11	0	104	0	2	1	8	0	11	0	0	0	0	0	0	227
12:00 PM	0	1	17	0	0	18	0	7	0	2	0	9	0	2	19	4	0	25	0	1	1	7	0	9	0	0	0	0	0	0	61
12:15 PM	0	0	29	2	0	31	0	3	0	0	1	3	0	1	21	4	0	26	0	1	0	2	0	3	0	0	0	0	0	0	63
12:30 PM	0	0	23	0	0	23	0	2	1	0	0	3	0	2	15	5	0	22	0	0	1	5	0	6	0	0	0	0	0	0	54
12:45 PM	0	0	26	1	0	27	0	2	0	1	0	3	0	2	25	4	0	31	0	1	0	4	0	5	0	0	0	0	0	0	66
Hourly Total	0	1	95	3	0	99	0	14	1	3	1	18	0	7	80	17	0	104	0	3	2	18	0	23	0	0	0	0	0	0	244
1:00 PM	0	0	23	0	0	23	0	1	0	2	0	3	0	3	23	0	0	26	0	0	0	0	0	0	0	0	0	0	0	0	52
1:15 PM	0	0	28	0	0	28	0	2	1	1	0	4	0	3	18	1	0	22	0	0	0	2	0	2	0	0	0	0	0	0	56
1:30 PM	0	2	20	3	0	25	0	2	1	2	0	5	0	0	26	5	0	31	0	0	1	3	0	4	0	0	0	0	0	0	65
1:45 PM	0	1	24	1	0	26	0	5	0	1	0	6	0	1	33	2	0	36	0	2	0	1	0	3	0	0	0	0	0	0	71
Hourly Total	0	3	95	4	0	102	0	10	2	6	0	18	0	7	100	8	0	115	0	2	1	6	0	9	0	0	0	0	0	0	244
2:00 PM	0	0	21	1	0	22	0	5	1	0	0	6	0	1	44	1	0	46	0	0	0	1	0	1	0	0	0	0	0	0	75
2:15 PM	0	0	15	0	0	15	0	4	2	1	0	7	0	5	33	3	0	41	0	0	1	1	0	2	0	0	0	0	0	0	65
2:30 PM	0	1	16	0	0	17	0	5	1	1	1	7	0	8	23	2	0	33	0	0	1	6	0	7	0	0	0	0	0	0	64
2:45 PM	0	1	37	1	0	39	0	4	0	0	0	4	0	6	31	0	0	37	0	0	0	3	0	3	0	0	0	0	0	0	83
Hourly Total	0	2	89	2	0	93	0	18	4	2	1	24	0	20	131	6	0	157	0	0	2	11	0	13	0	0	0	0	0	0	287
3:00 PM	0	0	17	2	0	19	0	2	0	3	0	5	0	1	46	3	0	50	0	1	0	2	0	3	0	0	0	0	0	0	77
3:15 PM	0	2	24	1	0	27	0	5	1	2	0	8	0	5	44	6	0	55	0	0	3	0	0	3	0	0	0	0	0	0	93
3:30 PM	0	0	26	0	0	26	0	3	1	2	0	6	0	3	58	6	0	67	0	2	1	1	0	4	0	0	0	0	0	0	103
3:45 PM	0	1	21	1	0	23	0	5	0	3	0	8	0	3	74	6	0	83	0	0	1	1	0	2	0	0	0	0	0	0	116
Hourly Total	0	3	88	4	0	95	0	15	2	10	0	27	0	12	222	21	0	255	0	3	5	4	0	12	0	0	0	0	0	0	389

TMC 2326 - CSAH 83 @ 161st Ave

0 0

Tuesday, February 28, 2023

Time	Southbound						Westbound						Northbound						Eastbound						VEHICLE TOTAL
	U Turns	Left Turns	Straight Through	Right Turns	Crosswalk Crossings	Vehicle Approach Total	U Turns	Left Turns	Straight Through	Right Turns	Crosswalk Crossings	Vehicle Approach Total	U Turns	Left Turns	Straight Through	Right Turns	Crosswalk Crossings	Vehicle Approach Total	U Turns	Left Turns	Straight Through	Right Turns	Crosswalk Crossings	Vehicle Approach Total	
4:00 PM	0	0	36	0	0	36	0	1	1	7	0	9	0	2	69	6	0	77	0	1	1	3	0	5	127
4:15 PM	0	0	34	0	0	34	0	2	0	2	0	4	0	4	63	5	0	72	0	1	1	3	0	5	115
4:30 PM	0	1	36	0	0	37	0	3	0	1	0	4	0	6	84	9	0	99	0	0	0	2	0	2	142
4:45 PM	0	0	40	0	0	40	0	5	1	0	0	6	0	4	81	3	0	88	0	1	2	3	0	6	140
Hourly Total	0	1	146	0	0	147	0	11	2	10	0	23	0	16	297	23	0	336	0	3	4	11	0	18	524
5:00 PM	0	2	40	0	0	42	0	2	2	0	0	4	0	7	59	3	0	69	0	0	0	2	0	2	117
5:15 PM	0	0	33	2	0	35	0	3	1	2	0	6	0	6	65	4	0	75	0	2	0	6	0	8	124
5:30 PM	0	0	29	0	0	29	0	3	0	0	0	3	0	7	55	2	0	64	0	1	1	7	0	9	105
5:45 PM	0	0	31	1	0	32	0	4	3	1	0	8	0	5	48	1	0	54	0	0	2	3	0	5	99
Hourly Total	0	2	133	3	0	138	0	12	6	3	0	21	0	25	227	10	0	262	0	3	3	18	0	24	445
6:00 PM	0	0	22	2	0	24	0	1	0	0	0	1	0	5	48	5	0	58	0	0	0	0	0	0	83
6:15 PM	0	1	21	1	0	23	0	3	0	0	0	3	0	3	39	2	0	44	0	1	0	4	0	5	75
6:30 PM	0	1	29	0	0	30	0	0	1	0	0	1	0	7	29	8	0	44	0	0	1	1	0	2	77
6:45 PM	0	4	14	0	0	18	0	0	0	2	0	2	0	2	25	1	0	28	0	1	0	0	0	1	49
Hourly Total	0	6	86	3	0	95	0	4	1	2	0	7	0	17	141	16	0	174	0	2	1	5	0	8	284
7:00 PM	0	0	16	1	0	17	0	1	0	1	0	2	0	9	21	4	0	34	0	0	0	4	0	4	57
7:15 PM	0	0	20	0	0	20	0	0	0	0	0	0	0	3	28	1	0	32	0	1	0	1	0	2	54
7:30 PM	0	0	13	0	0	13	0	0	0	0	0	0	0	1	25	4	0	30	0	0	1	3	0	4	47
7:45 PM	0	1	15	0	0	16	0	3	0	0	0	3	0	5	16	1	0	22	0	0	0	1	0	1	42
Hourly Total	0	1	64	1	0	66	0	4	0	1	0	5	0	18	90	10	0	118	0	1	1	9	0	11	200
8:00 PM	0	0	11	0	0	11	0	1	1	1	0	3	0	3	24	1	0	28	0	0	0	1	0	1	43
8:15 PM	0	2	13	0	0	15	0	2	0	0	0	2	0	2	27	2	0	31	0	0	0	2	0	2	50
8:30 PM	0	2	9	0	0	11	0	1	0	2	0	3	0	3	28	2	0	33	0	0	0	0	0	0	47
8:45 PM	0	1	8	0	0	9	0	2	1	1	0	4	0	0	21	1	0	22	0	0	0	1	0	1	36
Hourly Total	0	5	41	0	0	46	0	6	2	4	0	12	0	8	100	6	0	114	0	0	0	4	0	4	176
9:00 PM	0	1	5	0	0	6	0	0	0	0	0	0	0	1	10	0	0	11	0	0	0	0	0	0	17
9:15 PM	0	0	11	1	0	12	0	0	0	0	0	0	0	3	16	1	0	20	0	0	0	1	0	1	33
9:30 PM	0	0	5	0	0	5	0	1	0	0	0	1	0	0	16	0	0	16	0	0	0	2	0	2	24
9:45 PM	0	0	4	0	0	4	0	0	0	0	0	0	0	0	9	2	0	11	0	0	0	1	0	1	16
Hourly Total	0	1	25	1	0	27	0	1	0	0	0	1	0	4	51	3	0	58	0	0	0	4	0	4	90
10:00 PM	0	0	7	0	0	7	0	0	0	0	0	0	0	4	14	1	0	19	0	1	0	1	0	2	28
10:15 PM	0	1	7	0	0	8	0	0	0	0	0	0	0	2	10	0	0	12	0	0	0	0	0	0	20
10:30 PM	0	0	3	0	0	3	0	0	0	0	0	0	0	0	7	1	0	8	0	0	0	0	0	0	11
10:45 PM	0	0	2	0	0	2	0	0	0	0	0	0	0	0	7	0	0	7	0	0	0	0	0	0	9
Hourly Total	0	1	19	0	0	20	0	0	0	0	0	0	0	6	38	2	0	46	0	1	0	1	0	2	68
11:00 PM	0	0	2	0	0	2	0	0	0	0	0	0	0	0	4	0	0	4	0	0	0	0	0	0	6
11:15 PM	0	0	1	0	0	1	0	0	0	0	0	0	0	0	3	0	0	3	0	0	0	0	0	0	4
11:30 PM	0	0	1	0	0	1	0	0	1	0	0	1	0	2	3	0	0	5	0	0	0	1	0	1	8
11:45 PM	0	0	1	0	0	1	0	0	0	0	0	0	0	0	2	1	0	3	0	0	0	1	0	1	5
Hourly Total	0	0	5	0	0	5	0	0	1	0	0	1	0	2	12	1	0	15	0	0	0	2	0	2	23
DAILY TOTAL	1	40	2016	27	0	2084	0	189	29	60	2	278	0	187	1907	200	0	2294	0	30	28	185	0	243	4899
Cars	1	39	1971	26	0	2037	0	164	27	58	2	249	0	181	1864	172	0	2217	0	27	27	180	0	234	4737
Heavy Vehicles	0	1	45	1	0	47	0	25	2	2	0	29	0	6	43	28	0	77	0	3	1	5	0	9	162
Heavy Vehicle %	0.00%	2.50%	2.23%	3.70%	0.00%	2.26%	0.00%	13.23%	6.90%	3.33%	0.00%	10.43%	0.00%	3.21%	2.25%	14.00%	0.00%	3.36%	0.00%	10.00%	3.57%	2.70%	0.00%	3.70%	3.31%

TMC 2326 - CSAH 83 @ 161st Ave

0 0

Tuesday, February 28, 2023

AM Peak Hour

Time	Southbound						Westbound						Northbound						Eastbound						VEHICLE TOTAL						
	U Turns	Left Turns	Straight Through	Right Turns	Crosswalk Crossings	Vehicle Approach Total	U Turns	Left Turns	Straight Through	Right Turns	Crosswalk Crossings	Vehicle Approach Total	U Turns	Left Turns	Straight Through	Right Turns	Crosswalk Crossings	Vehicle Approach Total	U Turns	Left Turns	Straight Through	Right Turns	Crosswalk Crossings	Vehicle Approach Total							
6:45 AM	0	1	72	0	0	73	0	6	0	0	0	6	0	1	16	5	0	22	0	0	0	4	0	4	0	0	0	4	0	4	105
7:00 AM	0	0	68	0	0	68	0	6	0	1	0	7	0	1	17	5	0	23	0	0	1	5	0	6	0	0	1	5	0	6	104
7:15 AM	0	0	71	0	0	71	0	4	1	2	0	7	0	1	13	4	0	18	0	1	2	10	0	13	0	1	2	10	0	13	109
7:30 AM	1	1	57	0	0	59	0	4	1	0	0	5	0	1	14	6	0	21	0	0	0	3	0	3	0	0	0	3	0	3	88
Peak Hour Total	1	2	268	0	0	271	0	20	2	3	0	25	0	4	60	20	0	84	0	1	3	22	0	26	0	1	3	22	0	26	406
PHF	0.250	0.500	0.931	0.000	0.000	0.928	0.000	0.833	0.500	0.375	0.000	0.893	0.000	1.000	0.882	0.833	0.000	0.913	0.000	0.250	0.375	0.550	0.000	0.500	0.000	0.250	0.375	0.550	0.000	0.500	0.931

PM Peak Hour

Time	Southbound						Westbound						Northbound						Eastbound						VEHICLE TOTAL						
	U Turns	Left Turns	Straight Through	Right Turns	Crosswalk Crossings	Vehicle Approach Total	U Turns	Left Turns	Straight Through	Right Turns	Crosswalk Crossings	Vehicle Approach Total	U Turns	Left Turns	Straight Through	Right Turns	Crosswalk Crossings	Vehicle Approach Total	U Turns	Left Turns	Straight Through	Right Turns	Crosswalk Crossings	Vehicle Approach Total							
4:00 PM	0	0	36	0	0	36	0	1	1	7	0	9	0	2	69	6	0	77	0	1	1	3	0	5	0	1	1	3	0	5	127
4:15 PM	0	0	34	0	0	34	0	2	0	2	0	4	0	4	63	5	0	72	0	1	1	3	0	5	0	1	1	3	0	5	115
4:30 PM	0	1	36	0	0	37	0	3	0	1	0	4	0	6	84	9	0	99	0	0	0	2	0	2	0	0	0	2	0	2	142
4:45 PM	0	0	40	0	0	40	0	5	1	0	0	6	0	4	81	3	0	88	0	1	2	3	0	6	0	1	2	3	0	6	140
Peak Hour Total	0	1	146	0	0	147	0	11	2	10	0	23	0	16	297	23	0	336	0	3	4	11	0	18	0	3	4	11	0	18	524
PHF	0.000	0.250	0.913	0.000	0.000	0.919	0.000	0.550	0.500	0.357	0.000	0.639	0.000	0.667	0.884	0.639	0.000	0.848	0.000	0.750	0.500	0.917	0.000	0.750	0.000	0.750	0.500	0.917	0.000	0.750	0.923

Total Vehicles On Leg		4082					
Vehicles Entering Intersection		2084		Vehicles Exiting Intersection		1998	
Southbound							
Cars	26	1971	39	1	0		
Heavy	1	45	1	0	0		
Total	27	2016	40	1	0		



Total Vehicles on Leg 486	Vehicles Entering Intersection	Eastbound	Cars	Heavy	Total		
	243		0	0	0		
			0	0	0		
			27	3	30		
	Vehicles Exiting Intersection		243	27	1		28
			180	5	185		

Daily Volumes

Cars	Heavy	Total	Westbound	Vehicles Entering Intersection	Total Vehicles on Leg 546
58	2	60		278	
27	2	29			
164	25	189			
0	0	0		Vehicles Exiting Intersection	
2	0	2		268	



Cars	0	0	181	1864	172
Heavy	0	0	6	43	28
Total	0	0	187	1907	200
Northbound					
Vehicles Entering Intersection			Vehicles Exiting Intersection		
2294			2390		
Total Vehicles On Leg			4684		

