

Date : 04/13/23

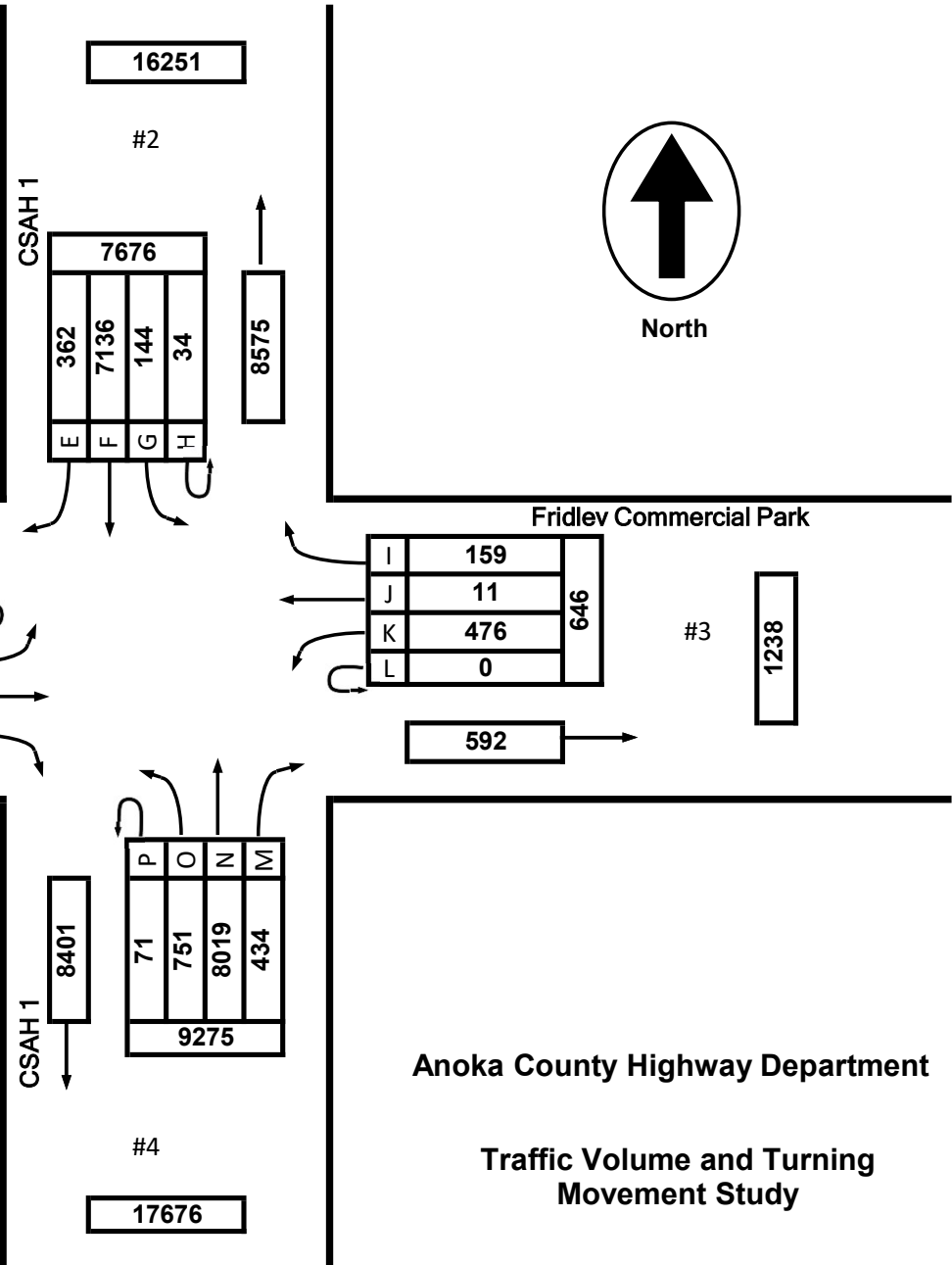
Count Number : TMC 2337

Location : CSAH 1
@ Georgetown Apartments

Collection Period : 24 HR



North



Georgetown Apartments

Fridley Commercial Park

Anoka County Highway Department

Traffic Volume and Turning Movement Study

EXISTING LANES OF APPROACH				
	RIGHT TURN LANE	LEFT TURN LANE	THRU LANES	TOTAL
#1	0	0	1	1
#2	1	1	2	4
#3	0	0	1	1
#4	1	1	2	4

Date : 04/13/23

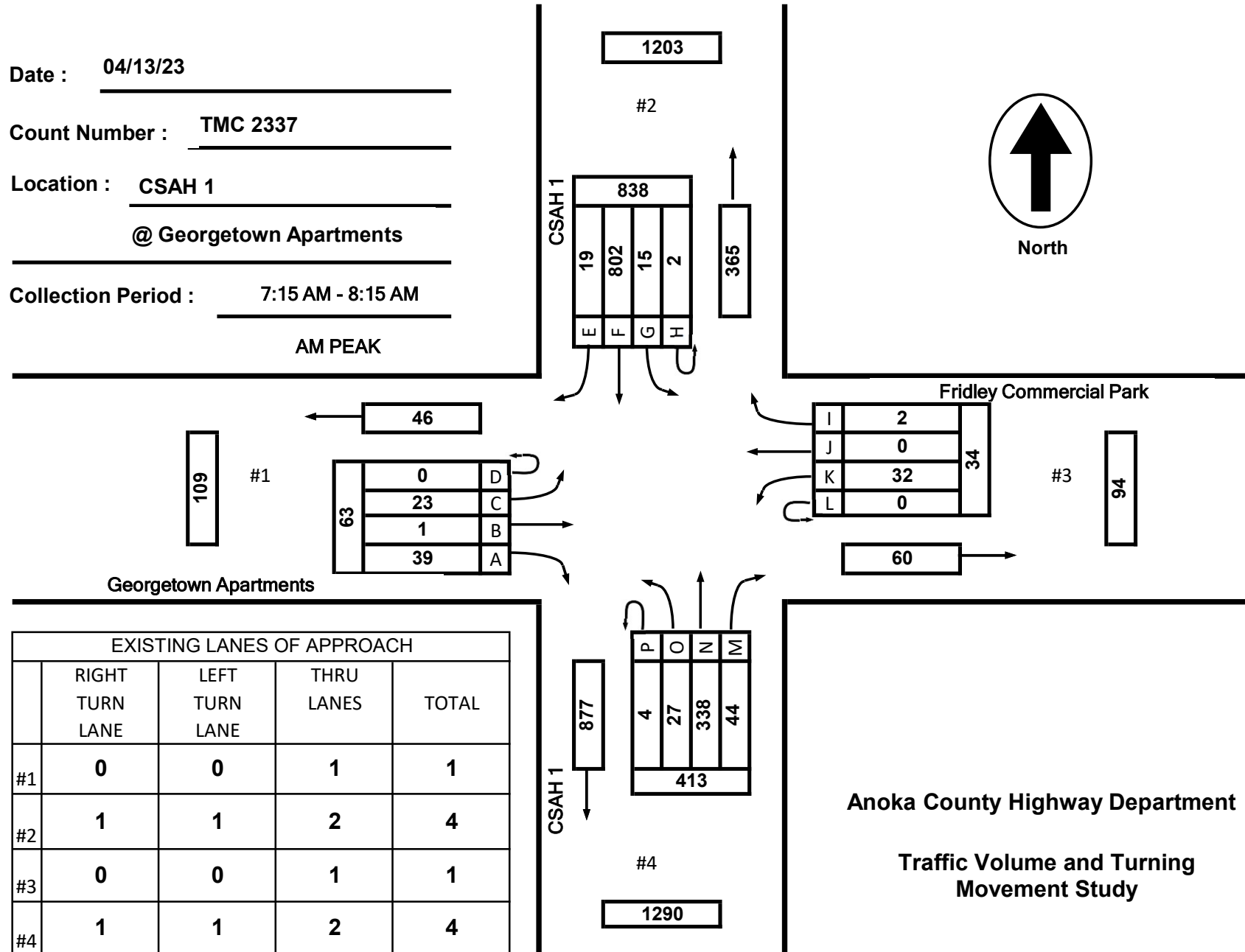

Count Number : TMC 2337

Location : CSAH 1

@ Georgetown Apartments

Collection Period : 7:15 AM - 8:15 AM

AM PEAK



EXISTING LANES OF APPROACH				
	RIGHT TURN LANE	LEFT TURN LANE	THRU LANES	TOTAL
#1	0	0	1	1
#2	1	1	2	4
#3	0	0	1	1
#4	1	1	2	4

Anoka County Highway Department
 Traffic Volume and Turning Movement Study

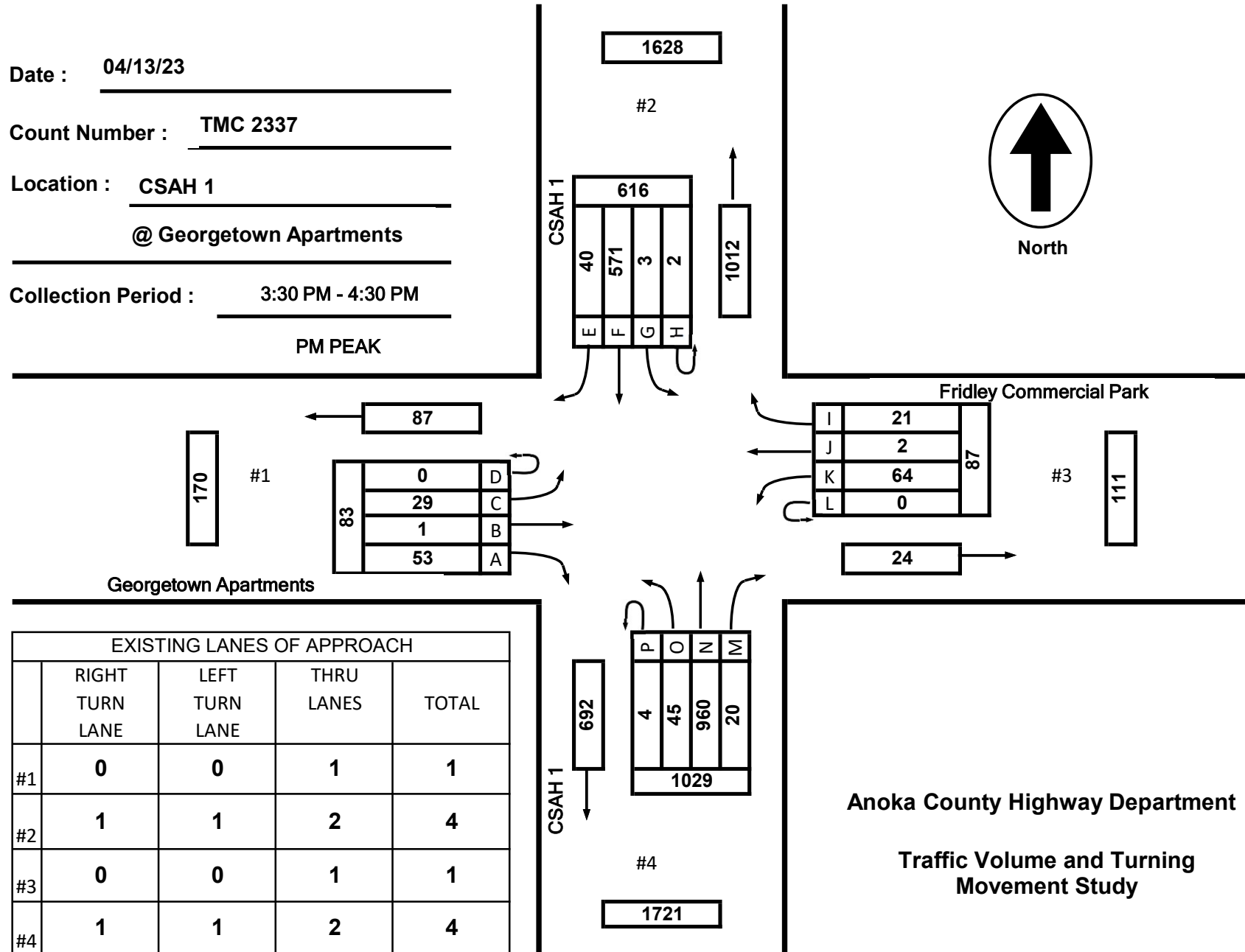

Date : 04/13/23

Count Number : TMC 2337

Location : CSAH 1
@ Georgetown Apartments

Collection Period : 3:30 PM - 4:30 PM

PM PEAK



Anoka County Highway Department
 Traffic Volume and Turning
 Movement Study

TMC 2337 - CSAH 1 @ Georgetown Apartments
0 0

Thursday, April 13, 2023

Time	Southbound 0						Westbound 0						Northbound 0						Eastbound 0						VEHICLE TOTAL						
	U Turns	Left Turns	Straight Through	Right Turns	Crosswalk Crossings	Vehicle Approach Total	U Turns	Left Turns	Straight Through	Right Turns	Crosswalk Crossings	Vehicle Approach Total	U Turns	Left Turns	Straight Through	Right Turns	Crosswalk Crossings	Vehicle Approach Total	U Turns	Left Turns	Straight Through	Right Turns	Crosswalk Crossings	Vehicle Approach Total							
12:00 AM	0	0	8	1	0	9	0	0	0	0	0	0	0	8	17	0	0	25	0	1	0	1	0	2	0	0	0	0	0	0	36
12:15 AM	0	0	8	0	0	8	0	0	0	0	0	0	0	1	15	0	0	16	0	1	0	2	0	3	0	0	0	0	0	3	27
12:30 AM	0	0	6	0	0	6	0	0	0	0	0	0	0	3	11	0	0	14	0	0	0	2	0	2	0	0	0	0	0	2	22
12:45 AM	0	0	7	1	0	8	0	0	0	0	0	0	1	2	12	0	0	15	0	0	0	1	0	1	0	0	0	0	0	1	24
Hourly Total	0	0	29	2	0	31	0	0	0	0	0	0	1	14	55	0	0	70	0	2	0	6	0	8	0	0	0	0	0	8	109
1:00 AM	0	0	14	2	0	16	0	0	0	0	0	0	0	1	13	0	0	14	0	0	0	0	0	0	0	0	0	0	0	0	30
1:15 AM	0	0	10	0	0	10	0	0	0	0	0	0	0	1	7	0	0	8	0	0	0	0	0	0	0	0	0	0	0	0	18
1:30 AM	0	0	2	0	0	2	0	0	0	0	0	0	0	2	14	0	0	16	0	0	0	0	0	0	0	0	0	0	0	0	18
1:45 AM	0	0	4	2	0	6	0	0	0	0	0	0	0	0	6	0	0	6	0	1	0	2	0	3	0	0	0	0	0	3	15
Hourly Total	0	0	30	4	0	34	0	0	0	0	0	0	0	4	40	0	0	44	0	1	0	2	0	3	0	0	0	0	0	3	81
2:00 AM	0	0	14	2	0	16	0	0	0	0	0	0	0	0	10	0	0	10	0	0	0	0	0	0	0	0	0	0	0	0	26
2:15 AM	0	0	4	0	0	4	0	0	0	0	0	0	0	1	5	0	0	6	0	1	0	1	0	2	0	0	0	0	0	2	12
2:30 AM	0	0	8	2	0	10	0	0	0	0	0	0	0	1	4	0	0	5	0	2	0	1	0	3	0	0	0	0	0	3	18
2:45 AM	1	0	3	0	0	4	0	0	0	0	0	0	0	2	3	1	0	6	0	0	0	0	0	0	0	0	0	0	0	0	10
Hourly Total	1	0	29	4	0	34	0	0	0	0	0	0	0	4	22	1	0	27	0	3	0	2	0	5	0	0	0	0	0	5	66
3:00 AM	0	0	8	1	0	9	0	1	0	0	0	1	0	2	12	0	0	14	0	0	0	4	0	4	0	0	0	0	0	4	28
3:15 AM	0	0	9	0	0	9	0	0	0	0	0	0	0	1	10	0	0	11	0	1	0	1	0	2	0	0	0	0	0	2	22
3:30 AM	0	0	10	0	0	10	0	0	0	0	0	0	0	2	4	0	0	6	0	0	0	1	0	1	0	0	0	0	0	1	17
3:45 AM	0	1	14	1	0	16	0	0	0	0	0	0	0	1	5	1	0	7	0	0	0	3	0	3	0	0	0	0	0	3	26
Hourly Total	0	1	41	2	0	44	0	1	0	0	0	1	0	6	31	1	0	38	0	1	0	9	0	10	0	0	0	0	0	10	93
4:00 AM	0	0	21	0	0	21	0	0	0	0	0	0	0	1	5	0	0	6	0	0	0	4	0	4	0	0	0	0	0	4	31
4:15 AM	0	3	24	1	0	28	0	1	0	1	0	2	0	3	13	0	0	16	0	2	0	3	0	5	0	0	0	0	0	5	51
4:30 AM	0	1	28	1	0	30	0	1	0	0	0	1	0	2	15	1	0	18	0	1	0	7	0	8	0	0	0	0	0	8	57
4:45 AM	0	2	32	0	0	34	0	1	0	1	0	2	1	3	26	4	0	34	0	1	0	4	0	5	0	0	0	0	0	5	75
Hourly Total	0	6	105	2	0	113	0	3	0	2	0	5	1	9	59	5	0	74	0	4	0	18	0	22	0	0	0	0	0	22	214
5:00 AM	0	3	47	1	0	51	0	1	0	0	0	1	0	2	12	4	0	18	0	0	0	5	0	5	0	0	0	0	0	5	75
5:15 AM	0	5	68	0	0	73	0	1	0	2	0	3	0	2	37	10	0	49	0	2	0	1	0	3	0	0	0	0	0	3	128
5:30 AM	0	9	83	3	0	95	0	4	0	2	0	6	0	1	43	22	0	66	0	6	0	6	0	12	0	0	0	0	0	12	179
5:45 AM	0	3	91	2	0	96	0	3	0	3	0	6	0	5	60	31	1	96	0	7	0	5	0	12	0	0	0	0	0	12	210
Hourly Total	0	20	289	6	0	315	0	9	0	7	0	16	0	10	152	67	1	229	0	15	0	17	0	32	0	0	0	0	0	32	592
6:00 AM	0	3	99	1	1	103	0	5	1	1	0	7	1	4	41	8	0	54	0	4	0	6	1	10	0	0	0	0	0	10	174
6:15 AM	0	7	128	2	0	137	0	1	0	1	0	2	0	3	41	9	0	53	0	4	0	6	1	10	0	0	0	0	0	10	202
6:30 AM	2	4	166	2	0	174	0	5	0	0	0	5	0	3	74	9	0	86	0	7	0	7	0	14	0	0	0	0	0	14	279
6:45 AM	1	11	135	3	2	150	0	9	0	1	1	10	0	1	67	9	0	77	0	1	0	6	0	7	0	0	0	0	0	7	244
Hourly Total	3	25	528	8	3	564	0	20	1	3	1	24	1	11	223	35	0	270	0	16	0	25	2	41	0	0	0	0	0	41	899
7:00 AM	0	2	161	2	0	165	0	4	1	1	0	6	0	9	74	11	0	94	0	3	0	17	1	20	0	0	0	0	0	20	285
7:15 AM	1	4	180	4	0	189	0	11	0	1	0	12	1	9	64	11	0	85	0	3	0	13	2	16	0	0	0	0	0	16	302
7:30 AM	0	2	228	6	1	236	0	5	0	1	0	6	0	6	83	11	0	100	0	5	1	14	2	20	0	0	0	0	0	20	362
7:45 AM	1	6	213	1	2	221	0	6	0	0	1	6	3	5	94	16	0	118	0	8	0	8	4	16	0	0	0	0	0	16	361
Hourly Total	2	14	782	13	3	811	0	26	1	3	1	30	4	29	315	49	0	397	0	19	1	52	9	72	0	0	0	0	0	72	1310

TMC 2337 - CSAH 1 @ Georgetown Apartments

0 0

Thursday, April 13, 2023

Time	Southbound 0						Westbound 0						Northbound 0						Eastbound 0						VEHICLE TOTAL						
	U Turns	Left Turns	Straight Through	Right Turns	Crosswalk Crossings	Vehicle Approach Total	U Turns	Left Turns	Straight Through	Right Turns	Crosswalk Crossings	Vehicle Approach Total	U Turns	Left Turns	Straight Through	Right Turns	Crosswalk Crossings	Vehicle Approach Total	U Turns	Left Turns	Straight Through	Right Turns	Crosswalk Crossings	Vehicle Approach Total							
8:00 AM	0	3	181	8	0	192	0	10	0	0	0	10	0	7	97	6	0	110	0	7	0	4	1	11	0	7	0	4	1	11	323
8:15 AM	0	4	147	6	0	157	0	6	0	1	0	7	0	5	84	13	0	102	0	8	0	11	0	19	0	8	0	11	0	19	285
8:30 AM	1	2	142	5	3	150	0	4	0	0	0	4	1	6	65	9	0	81	0	4	1	9	4	14	0	4	1	9	4	14	249
8:45 AM	0	1	137	4	0	142	0	9	0	2	0	11	1	10	106	12	0	129	0	9	0	6	1	15	0	9	0	6	1	15	297
Hourly Total	1	10	607	23	3	641	0	29	0	3	0	32	2	28	352	40	0	422	0	28	1	30	6	59	0	28	1	30	6	59	1154
9:00 AM	0	4	116	6	0	126	0	2	0	2	0	4	1	8	94	6	0	109	0	4	0	10	0	14	0	4	0	10	0	14	253
9:15 AM	0	2	92	1	1	95	0	6	0	2	0	8	1	7	71	8	0	87	0	5	1	5	1	11	0	5	1	5	1	11	201
9:30 AM	0	2	79	6	0	87	0	5	1	2	0	8	1	9	93	12	0	115	0	2	0	9	0	11	0	2	0	9	0	11	221
9:45 AM	0	4	85	3	0	92	0	8	0	0	0	8	1	6	72	11	0	90	0	4	0	7	0	11	0	4	0	7	0	11	201
Hourly Total	0	12	372	16	1	400	0	21	1	6	0	28	4	30	330	37	0	401	0	15	1	31	1	47	0	15	1	31	1	47	876
10:00 AM	1	1	63	2	0	67	0	3	1	4	0	8	0	7	77	6	0	90	0	3	1	9	1	13	0	3	1	9	1	13	178
10:15 AM	0	2	70	3	0	75	0	6	0	2	0	8	0	8	76	11	0	95	0	3	0	12	1	15	0	3	0	12	1	15	193
10:30 AM	0	3	75	3	0	81	0	7	0	5	0	12	0	15	84	9	0	108	0	3	0	18	2	21	0	3	0	18	2	21	222
10:45 AM	0	4	72	4	0	80	0	5	0	1	0	6	1	7	87	3	1	98	0	4	0	14	0	18	0	4	0	14	0	18	202
Hourly Total	1	10	280	12	0	303	0	21	1	12	0	34	1	37	324	29	1	391	0	13	1	53	4	67	0	13	1	53	4	67	795
11:00 AM	1	6	74	2	0	83	0	5	0	4	0	9	0	7	83	7	0	97	0	4	0	5	1	9	0	4	0	5	1	9	198
11:15 AM	1	1	69	6	0	77	0	5	0	3	0	8	3	4	91	2	0	100	0	3	0	8	0	11	0	3	0	8	0	11	196
11:30 AM	0	1	90	1	0	92	0	5	0	5	0	10	3	12	98	7	0	120	0	6	0	10	1	16	0	6	0	10	1	16	238
11:45 AM	1	3	79	5	0	88	0	8	0	2	0	10	0	4	87	10	0	101	0	4	0	9	0	13	0	4	0	9	0	13	212
Hourly Total	3	11	312	14	0	340	0	23	0	14	0	37	6	27	359	26	0	418	0	17	0	32	2	49	0	17	0	32	2	49	844
12:00 PM	0	2	82	2	0	86	0	4	0	2	0	6	4	7	79	7	0	97	0	8	0	8	3	16	0	8	0	8	3	16	205
12:15 PM	1	2	85	4	0	92	0	13	0	4	0	17	0	5	95	7	0	107	0	4	1	13	3	18	0	4	1	13	3	18	234
12:30 PM	1	0	91	5	0	97	0	8	1	2	1	11	1	8	115	15	1	139	0	9	0	4	0	13	0	9	0	4	0	13	260
12:45 PM	0	2	81	5	0	88	0	7	0	4	0	11	1	9	104	7	0	121	0	4	0	10	0	14	0	4	0	10	0	14	234
Hourly Total	2	6	339	16	0	363	0	32	1	12	1	45	6	29	393	36	1	464	0	25	1	35	6	61	0	25	1	35	6	61	933
1:00 PM	2	2	76	6	0	86	0	10	0	2	0	12	2	11	91	8	0	112	0	8	1	11	0	20	0	8	1	11	0	20	230
1:15 PM	0	3	103	6	0	112	0	9	0	3	0	12	0	11	106	8	0	125	0	3	0	13	0	16	0	3	0	13	0	16	265
1:30 PM	0	3	118	4	1	125	0	16	0	2	0	18	3	13	100	16	0	132	1	4	0	10	5	15	0	4	0	10	5	15	290
1:45 PM	0	2	100	1	0	103	0	13	0	3	0	16	2	9	114	5	0	130	0	3	0	14	1	17	0	3	0	14	1	17	266
Hourly Total	2	10	397	17	1	426	0	48	0	10	0	58	7	44	411	37	0	499	1	18	1	48	6	68	1	18	1	48	6	68	1051
2:00 PM	1	1	89	7	1	98	0	13	0	5	0	18	3	6	122	4	0	135	0	5	0	7	3	12	0	5	0	7	3	12	263
2:15 PM	1	3	96	3	0	103	0	9	0	7	0	16	2	8	144	5	0	159	0	9	1	10	1	20	0	9	1	10	1	20	298
2:30 PM	0	1	121	4	0	126	0	11	0	7	0	18	0	13	173	3	0	189	0	6	1	11	3	18	0	6	1	11	3	18	351
2:45 PM	2	3	115	4	0	124	0	9	1	6	0	16	4	9	158	7	0	178	0	3	1	7	0	11	0	3	1	7	0	11	329
Hourly Total	4	8	421	18	1	451	0	42	1	25	0	68	9	36	597	19	0	661	0	23	3	35	7	61	0	23	3	35	7	61	1241
3:00 PM	1	0	104	11	0	116	0	20	0	6	0	26	1	17	184	4	0	206	0	7	1	11	1	19	0	7	1	11	1	19	367
3:15 PM	0	2	100	5	0	107	0	12	0	5	0	17	0	15	214	5	0	234	0	7	1	11	2	19	0	7	1	11	2	19	377
3:30 PM	1	0	139	11	1	151	0	14	1	5	0	20	0	13	240	8	0	261	0	7	0	13	1	20	0	7	0	13	1	20	452
3:45 PM	0	2	130	12	0	144	0	18	1	4	0	23	1	15	252	4	1	272	0	9	1	13	0	23	0	9	1	13	0	23	462
Hourly Total	2	4	473	39	1	518	0	64	2	20	0	86	2	60	890	21	1	973	0	30	3	48	4	81	0	30	3	48	4	81	1658

TMC 2337 - CSAH 1 @ Georgetown Apartments

0 0

Thursday, April 13, 2023

Time	Southbound 0						Westbound 0						Northbound 0						Eastbound 0						VEHICLE TOTAL
	U Turns	Left Turns	Straight Through	Right Turns	Crosswalk Crossings	Vehicle Approach Total	U Turns	Left Turns	Straight Through	Right Turns	Crosswalk Crossings	Vehicle Approach Total	U Turns	Left Turns	Straight Through	Right Turns	Crosswalk Crossings	Vehicle Approach Total	U Turns	Left Turns	Straight Through	Right Turns	Crosswalk Crossings	Vehicle Approach Total	
4:00 PM	0	1	151	9	0	161	0	17	0	7	0	24	2	7	216	6	0	231	0	5	0	14	1	19	435
4:15 PM	1	0	151	8	0	160	0	15	0	5	0	20	1	10	252	2	0	265	0	8	0	13	2	21	466
4:30 PM	2	0	144	11	3	157	0	11	0	3	0	14	1	18	206	1	0	226	1	5	0	14	5	20	417
4:45 PM	0	1	144	12	0	157	0	7	0	3	0	10	2	13	231	0	0	246	0	5	0	16	2	21	434
Hourly Total	3	2	590	40	3	635	0	50	0	18	0	68	6	48	905	9	0	968	1	23	0	57	10	81	1752
5:00 PM	1	0	129	10	0	140	0	9	0	3	0	12	1	17	203	2	0	223	0	4	0	11	3	15	390
5:15 PM	0	0	136	4	0	140	0	8	0	2	0	10	0	16	219	2	1	237	0	11	0	12	2	23	410
5:30 PM	0	1	118	10	1	129	0	11	0	6	0	17	2	15	202	2	0	221	0	11	0	7	8	18	385
5:45 PM	1	0	84	7	0	92	0	2	0	0	0	2	0	19	195	3	0	217	0	4	0	13	2	17	328
Hourly Total	2	1	467	31	1	501	0	30	0	11	0	41	3	67	819	9	1	898	0	30	0	43	15	73	1513
6:00 PM	1	0	90	5	1	96	0	11	0	1	0	12	3	15	176	0	0	194	0	5	0	12	4	17	319
6:15 PM	1	0	81	5	0	87	0	6	0	0	0	6	0	17	173	1	0	191	0	6	0	17	4	23	307
6:30 PM	0	0	85	7	0	92	0	1	1	2	1	4	2	11	109	0	1	122	0	3	0	6	1	9	227
6:45 PM	0	0	79	3	0	82	0	2	0	1	0	3	0	12	96	0	0	108	0	6	0	10	6	16	209
Hourly Total	2	0	335	20	1	357	0	20	1	4	1	25	5	55	554	1	1	615	0	20	0	45	15	65	1062
7:00 PM	1	0	51	7	1	59	0	2	0	1	0	3	0	13	94	1	0	108	0	5	0	13	5	18	188
7:15 PM	0	1	48	4	0	53	0	1	0	1	1	2	2	12	90	2	1	106	0	6	0	12	3	18	179
7:30 PM	0	0	51	5	0	56	0	2	0	1	0	3	0	14	76	0	0	90	0	2	0	16	8	18	167
7:45 PM	0	0	46	2	0	48	0	3	0	1	0	4	1	11	77	1	0	90	0	0	0	3	4	3	145
Hourly Total	1	1	196	18	1	216	0	8	0	4	1	12	3	50	337	4	1	394	0	13	0	44	20	57	679
8:00 PM	0	1	56	7	0	64	0	0	0	2	0	2	0	9	77	1	0	87	0	6	0	5	1	11	164
8:15 PM	0	0	51	4	0	55	0	2	0	0	0	2	1	18	75	0	1	94	0	5	0	5	2	10	161
8:30 PM	0	0	47	4	0	51	0	0	0	0	0	0	1	9	57	0	0	67	0	4	0	6	0	10	128
8:45 PM	0	1	45	4	0	50	0	2	0	0	0	2	0	13	75	2	0	90	0	8	0	5	0	13	155
Hourly Total	0	2	199	19	0	220	0	4	0	2	0	6	2	49	284	3	1	338	0	23	0	21	3	44	608
9:00 PM	0	0	50	3	0	53	0	2	0	1	0	3	0	14	78	0	0	92	0	3	0	6	0	9	157
9:15 PM	0	0	31	5	0	36	0	3	0	0	0	3	0	10	68	3	0	81	0	3	0	11	0	14	134
9:30 PM	1	0	47	2	0	50	0	5	0	1	0	6	0	6	52	1	0	59	0	3	0	9	0	12	127
9:45 PM	0	0	28	9	0	37	0	1	0	0	0	1	0	9	55	0	0	64	0	3	0	2	0	5	107
Hourly Total	1	0	156	19	0	176	0	11	0	2	0	13	0	39	253	4	0	296	0	12	0	28	0	40	525
10:00 PM	1	1	33	2	0	37	0	3	0	0	0	3	3	19	55	0	0	77	0	3	0	8	0	11	128
10:15 PM	0	0	29	2	0	31	0	0	0	1	0	1	0	8	60	1	0	69	0	3	0	4	0	7	108
10:30 PM	1	0	21	3	0	25	0	1	0	0	0	1	0	10	44	0	0	54	0	3	0	3	0	6	86
10:45 PM	1	0	31	3	0	35	0	1	0	0	0	1	1	5	36	0	0	42	0	1	1	6	0	8	86
Hourly Total	3	1	114	10	0	128	0	5	0	1	0	6	4	42	195	1	0	242	0	10	1	21	0	32	408
11:00 PM	0	0	14	3	0	17	0	5	2	0	0	7	2	7	36	0	0	45	0	1	1	7	0	9	78
11:15 PM	1	0	13	3	0	17	0	3	0	0	0	3	2	7	33	0	0	42	0	1	0	7	0	8	70
11:30 PM	0	0	11	2	0	13	0	1	0	0	0	1	0	6	23	0	0	29	0	0	0	0	0	0	43
11:45 PM	0	0	7	1	0	8	0	0	0	0	0	0	0	3	27	0	0	30	0	0	0	2	0	2	40
Hourly Total	1	0	45	9	0	55	0	9	2	0	0	11	4	23	119	0	0	146	0	2	1	16	0	19	231
DAILY TOTAL	34	144	7136	362	19	7676	0	476	11	159	5	646	71	751	8019	434	8	9275	2	363	14	718	110	1097	18694
Cars	34	136	6783	353	15	7306	0	405	11	147	3	563	69	737	7636	364	5	8806	2	353	14	705	39	1074	17749
Heavy Vehicles	0	8	353	9	4	370	0	71	0	12	2	83	2	14	383	70	3	469	0	10	0	13	71	23	945
Heavy Vehicle %	0.00%	5.56%	4.95%	2.49%	21.05%	4.82%	0.00%	14.92%	0.00%	7.55%	40.00%	12.85%	2.82%	1.86%	4.78%	16.13%	37.50%	5.06%	0.00%	2.75%	0.00%	1.81%	64.55%	2.10%	5.06%

TMC 2337 - CSAH 1 @ Georgetown Apartments
0 0

Thursday, April 13, 2023

AM Peak Hour

Time	Southbound						Westbound						Northbound						Eastbound						VEHICLE TOTAL
	U Turns	Left Turns	Straight Through	Right Turns	Crosswalk Crossings	Vehicle Approach Total	U Turns	Left Turns	Straight Through	Right Turns	Crosswalk Crossings	Vehicle Approach Total	U Turns	Left Turns	Straight Through	Right Turns	Crosswalk Crossings	Vehicle Approach Total	U Turns	Left Turns	Straight Through	Right Turns	Crosswalk Crossings	Vehicle Approach Total	
7:15 AM	1	4	180	4	0	189	0	11	0	1	0	12	1	9	64	11	0	85	0	3	0	13	2	16	302
7:30 AM	0	2	228	6	1	236	0	5	0	1	0	6	0	6	83	11	0	100	0	5	1	14	2	20	362
7:45 AM	1	6	213	1	2	221	0	6	0	0	1	6	3	5	94	16	0	118	0	8	0	8	4	16	361
8:00 AM	0	3	181	8	0	192	0	10	0	0	0	10	0	7	97	6	0	110	0	7	0	4	1	11	323
Peak Hour Total	2	15	802	19	3	838	0	32	0	2	1	34	4	27	338	44	0	413	0	23	1	39	9	63	1348
PHF	0.500	0.625	0.879	0.594	0.375	0.888	0.000	0.727	0.000	0.500	0.250	0.708	0.333	0.750	0.871	0.688	0.000	0.875	0.000	0.719	0.250	0.696	0.563	0.788	0.931

PM Peak Hour

Time	Southbound						Westbound						Northbound						Eastbound						VEHICLE TOTAL
	U Turns	Left Turns	Straight Through	Right Turns	Crosswalk Crossings	Vehicle Approach Total	U Turns	Left Turns	Straight Through	Right Turns	Crosswalk Crossings	Vehicle Approach Total	U Turns	Left Turns	Straight Through	Right Turns	Crosswalk Crossings	Vehicle Approach Total	U Turns	Left Turns	Straight Through	Right Turns	Crosswalk Crossings	Vehicle Approach Total	
3:30 PM	1	0	139	11	1	151	0	14	1	5	0	20	0	13	240	8	0	261	0	7	0	13	1	20	452
3:45 PM	0	2	130	12	0	144	0	18	1	4	0	23	1	15	252	4	1	272	0	9	1	13	0	23	462
4:00 PM	0	1	151	9	0	161	0	17	0	7	0	24	2	7	216	6	0	231	0	5	0	14	1	19	435
4:15 PM	1	0	151	8	0	160	0	15	0	5	0	20	1	10	252	2	0	265	0	8	0	13	2	21	466
Peak Hour Total	2	3	571	40	1	616	0	64	2	21	0	87	4	45	960	20	1	1029	0	29	1	53	4	83	1815
PHF	0.500	0.375	0.945	0.833	0.250	0.957	0.000	0.889	0.500	0.750	0.000	0.906	0.500	0.750	0.952	0.625	0.250	0.946	0.000	0.806	0.250	0.946	0.500	0.902	0.974

Total Vehicles On Leg				16251			
Vehicles Entering Intersection				7676			
Vehicles Exiting Intersection				8575			
Southbound							
Cars	353	6783	136	34	15		
Heavy	9	353	8	0	4		
Total	362	7136	144	34	19		




Total Vehicles on Leg 2223	Vehicles Entering Intersection 1097	Eastbound	Cars	Heavy	Total
			39	71	110
			2	0	2
	353		10	363	
	Vehicles Exiting Intersection 1126		14	0	14
			705	13	718



Daily Volumes

Cars	Heavy	Total	Westbound	Vehicles Entering Intersection 646	Total Vehicles on Leg 1238
147	12	159			
11	0	11			
405	71	476			
0	0	0			
3	2	5		Vehicles Exiting Intersection 592	



Cars	5	69	737	7636	364
Heavy	3	2	14	383	70
Total	8	71	751	8019	434
Northbound					
Vehicles Entering Intersection			9275		
Vehicles Exiting Intersection			8401		
Total Vehicles On Leg			17676		



ANOKA COUNTY HIGHWAY

PC-WARRANTS

TRAFFIC SIGNAL WARRANT ANALYSIS

Study Name: TMC 2337

Study Date : 05/26/2023

Signal Warrants - Summary

Major Street Approaches

Northbound: CSAH 1

Number of Lanes : 2+

Total Approach Volume: 9,275

Southbound: CSAH 1

Number of Lanes :2+

Total Approach Volume: 7,676

Minor Street Approaches

Eastbound: Georgetown Apartments

Number of Lanes :1

Total Approach Volume: 1,097

Westbound: Fridley Park of Commerce

Number of Lanes :1

Total Approach Volume: 646

Warrant Summary (Rural Values Apply)

Warrant 1 - Eight Hour Vehicular Volumes.....Satisfied

Warrant 1A - Minimum Vehicular Volume.....Not Satisfied

Required volumes reached for 0 hours, 8 are needed

Warrant 1B - Interruption of Continuous Traffic.....Satisfied

Required volumes reached for 13 hours, 8 are needed

Warrant 1C - Combination of Warrants.....Not Satisfied

Required 1A volumes reached for 1 hours, 8 are needed

Required 1B volumes reached for 16 hours, 8 are needed

Warrant 2 - Four Hour Volumes.....Satisfied

Number of hours (9) volumes exceed minimum >= minimum required (4).

Warrant 3 - Peak Hour.....Satisfied

Warrant 3A - Peak Hour Delay.....Not Satisfied

Approach volumes on minor street don't exceed minimums for any one hour period. Delay data not evaluated.

Warrant 3B - Peak Hour Volumes.....Satisfied

Volumes exceed minimums for at least one hour period.

Warrant 4 - Pedestrian Volumes.....Not Evaluated

Warrant 5 - School Crossing.....Not Evaluated

Warrant 6 - Coordinated Signal System.....Not Evaluated

Warrant 7 - Crash Experience.....Not Evaluated

Warrant 8 - Roadway Network.....Not Evaluated

Warrant 9 - Intersection Near a Grade Crossing.....Not Evaluated

ANOKA COUNTY HIGHWAY

PC-WARRANTS

TRAFFIC SIGNAL WARRANT ANALYSIS

Study Name: TMC 2337

Study Date : 05/26/2023

Warrant 1A - Minimum Volumes

Description

Intended for sites where the volume of intersecting traffic is the principal reason for consideration of a signal installation.

Summary

Only 0 one hour periods meet minimums.
Warrant is NOT met.

Site Data Required

Rural Settings Apply = **True**
 Number of Major Lanes = **2 or more**
 Number of Minor Lanes = **1**

Volume Requirements

Rural Factor of 70 % applied
 Veh/Hr Major = **420**
 Veh/Hr Minor = **105**

Time	Major Road				Total	Minor Road		Met?
	Major NB	+	Major SB	=		Minor EB	Minor WB	
15:30 - 16:30	1029	+	616	=	1645	83	87	No
15:45 - 16:45	994	+	622	=	1616	83	81	No
16:00 - 17:00	968	+	635	=	1603	81	68	No
16:15 - 17:15	960	+	614	=	1574	77	56	No
15:15 - 16:15	998	+	563	=	1561	81	84	No
16:30 - 17:30	932	+	594	=	1526	79	46	No
16:45 - 17:45	927	+	566	=	1493	77	49	No
15:00 - 16:00	973	+	518	=	1491	81	86	No
17:00 - 18:00	898	+	501	=	1399	73	41	No
14:45 - 15:45	879	+	498	=	1377	69	79	No
17:15 - 18:15	869	+	457	=	1326	75	41	No
14:30 - 15:30	807	+	473	=	1280	67	77	No
07:15 - 08:15	413	+	838	=	1251	63	34	No
07:30 - 08:30	430	+	806	=	1236	66	29	No
17:30 - 18:30	823	+	404	=	1227	75	37	No
07:00 - 08:00	397	+	811	=	1208	72	30	No
14:15 - 15:15	732	+	469	=	1201	68	76	No
07:45 - 08:45	411	+	720	=	1131	60	27	No
14:00 - 15:00	661	+	451	=	1112	61	68	No
06:45 - 07:45	356	+	740	=	1096	63	34	No
17:45 - 18:45	724	+	367	=	1091	66	24	No
08:00 - 09:00	422	+	641	=	1063	59	32	No
13:45 - 14:45	613	+	430	=	1043	67	68	No
06:30 - 07:30	342	+	678	=	1020	57	33	No
08:15 - 09:15	421		575		996	62	26	No

ANOKA COUNTY HIGHWAY

PC-WARRANTS

TRAFFIC SIGNAL WARRANT ANALYSIS

Study Name: TMC 2337

Study Date : 05/26/2023

Warrant 1B - Interruption of Continuous Traffic

Description

Intended for sites where the volume of the major street is so heavy that traffic on the minor street suffers excessive delay or hazard.

Summary

13 one hour periods meet minimums.
Warrant IS met.

Site Data Required

Rural Settings Apply = **True**
 Number of Major Lanes = **2 or more**
 Number of Minor Lanes = **1**

Volume Requirements

Rural Factor of 70 % applied
 Veh/Hr Major = **630**
 Veh/Hr Minor = **53**

Time	Major Road				Total	Minor Road		Met?
	Major NB	+	Major SB	=		Minor EB	Minor WB	
15:45 - 16:45	994	+	622	=	1616	83	81	Yes
16:45 - 17:45	927	+	566	=	1493	77	49	Yes
14:45 - 15:45	879	+	498	=	1377	69	79	Yes
07:30 - 08:30	430	+	806	=	1236	66	29	Yes
17:45 - 18:45	724	+	367	=	1091	66	24	Yes
13:45 - 14:45	613	+	430	=	1043	67	68	Yes
06:30 - 07:30	342	+	678	=	1020	57	33	Yes
08:30 - 09:30	406	+	513	=	919	54	27	Yes
12:45 - 13:45	490	+	411	=	901	65	53	Yes
11:45 - 12:45	444	+	363	=	807	60	44	Yes
10:45 - 11:45	415	+	332	=	747	54	33	Yes
09:45 - 10:45	383	+	315	=	698	60	36	Yes
18:45 - 19:45	412	+	250	=	662	70	11	Yes
06:15 - 07:15	310	+	626	=	936	51	23	No
06:00 - 07:00	270	+	564	=	834	41	24	No
05:45 - 06:45	289	+	510	=	799	46	20	No
09:30 - 10:30	390	+	321	=	711	50	32	No
05:30 - 06:30	269	+	431	=	700	44	21	No
05:15 - 06:15	265	+	367	=	632	37	22	No
20:00 - 21:00	338	+	220	=	558	44	6	No
19:45 - 20:45	338	+	218	=	556	34	8	No
20:15 - 21:15	343	+	209	=	552	42	7	No
05:00 - 06:00	229	+	315	=	544	32	16	No
20:30 - 21:30	330	+	190	=	520	46	8	No
20:45 - 21:45	322		189		511	48	14	No

ANOKA COUNTY HIGHWAY

PC-WARRANTS

TRAFFIC SIGNAL WARRANT ANALYSIS

Study Name: TMC 2337

Study Date : 05/26/2023

Warrant 1C Combination of Warrants

Description

Intended for sites where the traffic volumes don't meet individual warrants but where Warrants 1A and 1B are both met to 80% of their stated values.

Summary

Only 1 hours meet 1A minimums.
16 hours meet 1B minimums.
Warrant is NOT met.

Site Data Required

Rural Settings Apply = **True**
Number of Major Lanes = **2 or more**
Number of Minor Lanes = **1**

Volume Requirements

Rural Factor of 70% applied
Warrant 1A 1B
Veh/Hr Major = **336 504**

Veh/Hr Minor = **84 42**

Major Road CSAH 1

Minor Road Georgetown Apartments

Time	Major NB	+	Major SB	=	Total	Minor EB	Minor WB	Met1A?
15:00 - 16:00	973	+	518	=	1491	81	86	Yes
16:00 - 17:00	968	+	635	=	1603	81	68	No
16:15 - 17:15	960	+	614	=	1574	77	56	No
16:30 - 17:30	932	+	594	=	1526	79	46	No
16:45 - 17:45	927	+	566	=	1493	77	49	No
17:00 - 18:00	898	+	501	=	1399	73	41	No
14:45 - 15:45	879	+	498	=	1377	69	79	No
17:15 - 18:15	869	+	457	=	1326	75	41	No
14:30 - 15:30	807	+	473	=	1280	67	77	No
07:15 - 08:15	413	+	838	=	1251	63	34	No
07:30 - 08:30	430	+	806	=	1236	66	29	No
17:30 - 18:30	823	+	404	=	1227	75	37	No

Time	Major NB	+	Major SB	=	Total	Minor EB	Minor WB	Met1B?
15:30 - 16:30	1029	+	616	=	1645	83	87	Yes
16:30 - 17:30	932	+	594	=	1526	79	46	Yes
14:30 - 15:30	807	+	473	=	1280	67	77	Yes
07:30 - 08:30	430	+	806	=	1236	66	29	Yes
17:30 - 18:30	823	+	404	=	1227	75	37	Yes
06:30 - 07:30	342	+	678	=	1020	57	33	Yes
13:30 - 14:30	556	+	429	=	985	64	68	Yes
08:30 - 09:30	406	+	513	=	919	54	27	Yes
12:30 - 13:30	497	+	383	=	880	63	46	Yes
11:30 - 12:30	425	+	358	=	783	63	43	Yes
18:30 - 19:30	444	+	286	=	730	61	12	Yes
10:30 - 11:30	403	+	321	=	724	59	35	Yes

ANOKA COUNTY HIGHWAY

PC-WARRANTS

TRAFFIC SIGNAL WARRANT ANALYSIS

Study Name: TMC 2337

Study Date : 05/26/2023

Warrant 2 - Four Hour Volumes

Description

Intended for sites where the volume of intersecting traffic during any four hours of the day is the principal reason for consideration of a signal installation.

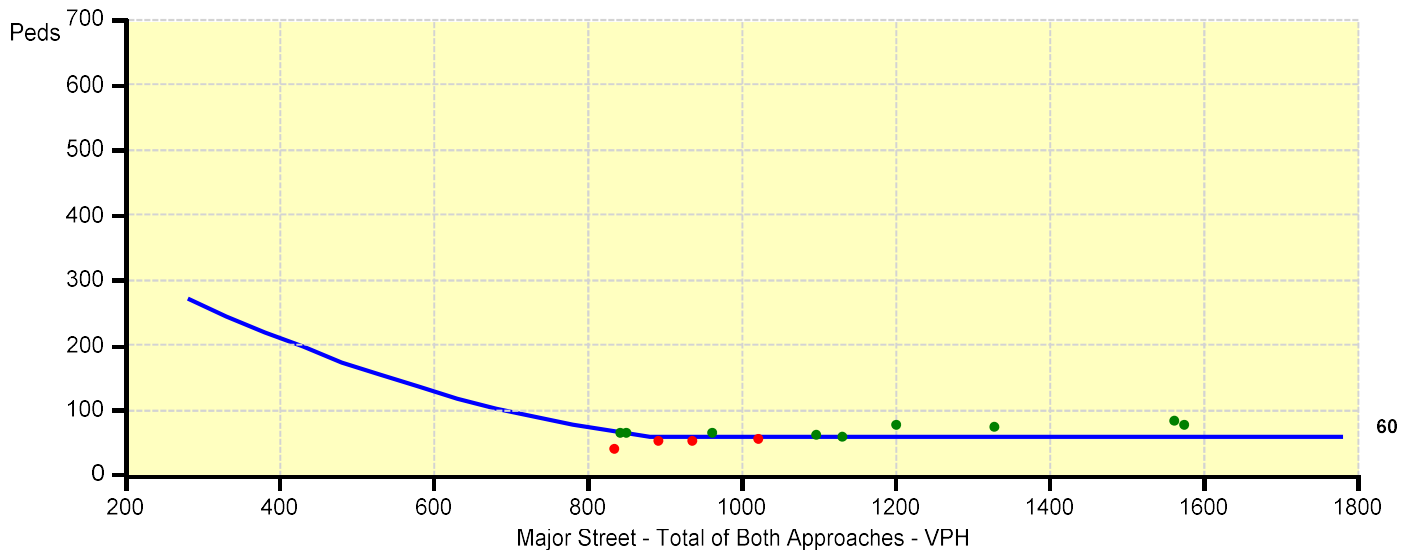
Summary

9 one hour periods meet minimums.
Warrant IS met.

Site Data Required

Rural Settings Apply = **True**
 Number of Major Lanes = **2 or more**
 Number of Minor Lanes = **1**

Time	Major Road CSAH 1				Total	Minor Road Georgetown Apartments		Met?
	Major NB	+	Major SB	=		Minor EB	Minor WB	
16:15 - 17:15	960	+	614	=	1574	77	56	Yes
15:15 - 16:15	998	+	563	=	1561	81	84	Yes
17:15 - 18:15	869	+	457	=	1326	75	41	Yes
14:15 - 15:15	732	+	469	=	1201	68	76	Yes
07:45 - 08:45	411	+	720	=	1131	60	27	Yes
06:45 - 07:45	356	+	740	=	1096	63	34	Yes
13:15 - 14:15	522	+	438	=	960	60	64	Yes
18:15 - 19:15	529	+	320	=	849	66	16	Yes
12:15 - 13:15	479	+	363	=	842	65	51	Yes
06:30 - 07:30	342	+	678	=	1020	57	33	No
06:15 - 07:15	310	+	626	=	936	51	23	No
08:45 - 09:45	440	+	450	=	890	51	31	No



ANOKA COUNTY HIGHWAY

PC-WARRANTS

TRAFFIC SIGNAL WARRANT ANALYSIS

Study Name: TMC 2337

Study Date : 05/26/2023

Warrant 3B - Peak Hour Volumes

Description

Intended for sites where the volume of intersecting traffic during one hour of the day is the principal reason for consideration of a signal installation.

Summary

13 one hour periods meet minimums.
Warrant IS met.

Site Data Required

Rural Settings Apply = **True**
 Number of Major Lanes = **2 or more**
 Number of Minor Lanes = **1**

Time	Major Road CSAH 1					Minor Road Georgetown Apartments		Met?
	Major NB	+	Major SB	=	Total	Minor EB	Minor WB	
15:30 - 16:30	1029	+	616	=	1645	83	87	Yes
15:45 - 16:45	994	+	622	=	1616	83	81	Yes
16:00 - 17:00	968	+	635	=	1603	81	68	Yes
16:15 - 17:15	960	+	614	=	1574	77	56	Yes
15:15 - 16:15	998	+	563	=	1561	81	84	Yes
16:30 - 17:30	932	+	594	=	1526	79	46	Yes
16:45 - 17:45	927	+	566	=	1493	77	49	Yes
15:00 - 16:00	973	+	518	=	1491	81	86	Yes
14:45 - 15:45	879	+	498	=	1377	69	79	Yes
17:15 - 18:15	869	+	457	=	1326	75	41	Yes
14:30 - 15:30	807	+	473	=	1280	67	77	Yes
17:30 - 18:30	823		404		1227	75	37	Yes

