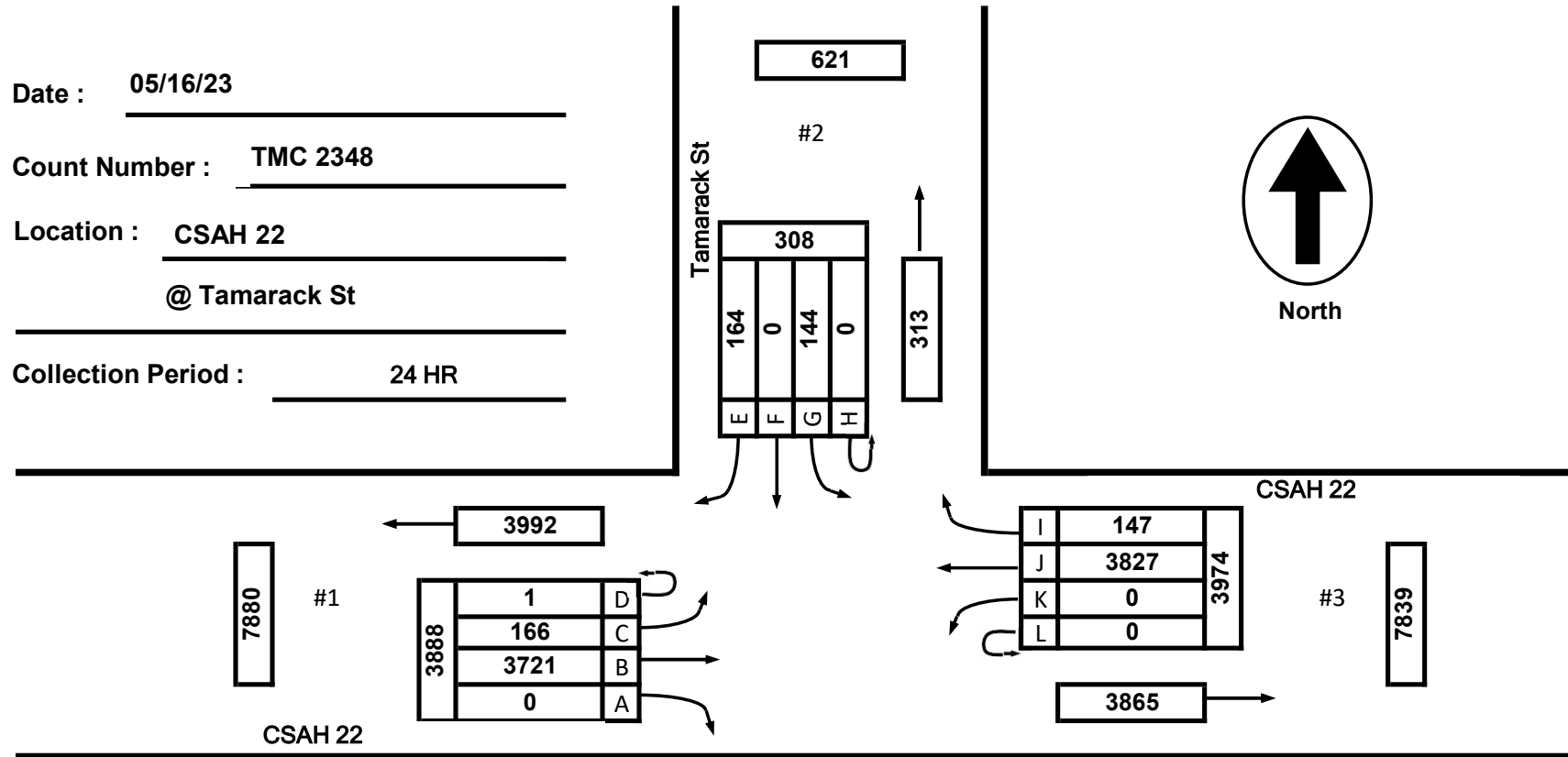


Date : 05/16/23

Count Number : TMC 2348

Location : CSAH 22
@ Tamarack St

Collection Period : 24 HR



EXISTING LANES OF APPROACH				
	RIGHT TURN LANE	LEFT TURN LANE	THRU LANES	TOTAL
#1	0	0	1	1
#2	0	0	1	1
#3	0	0	1	1
#4	0	0	0	0

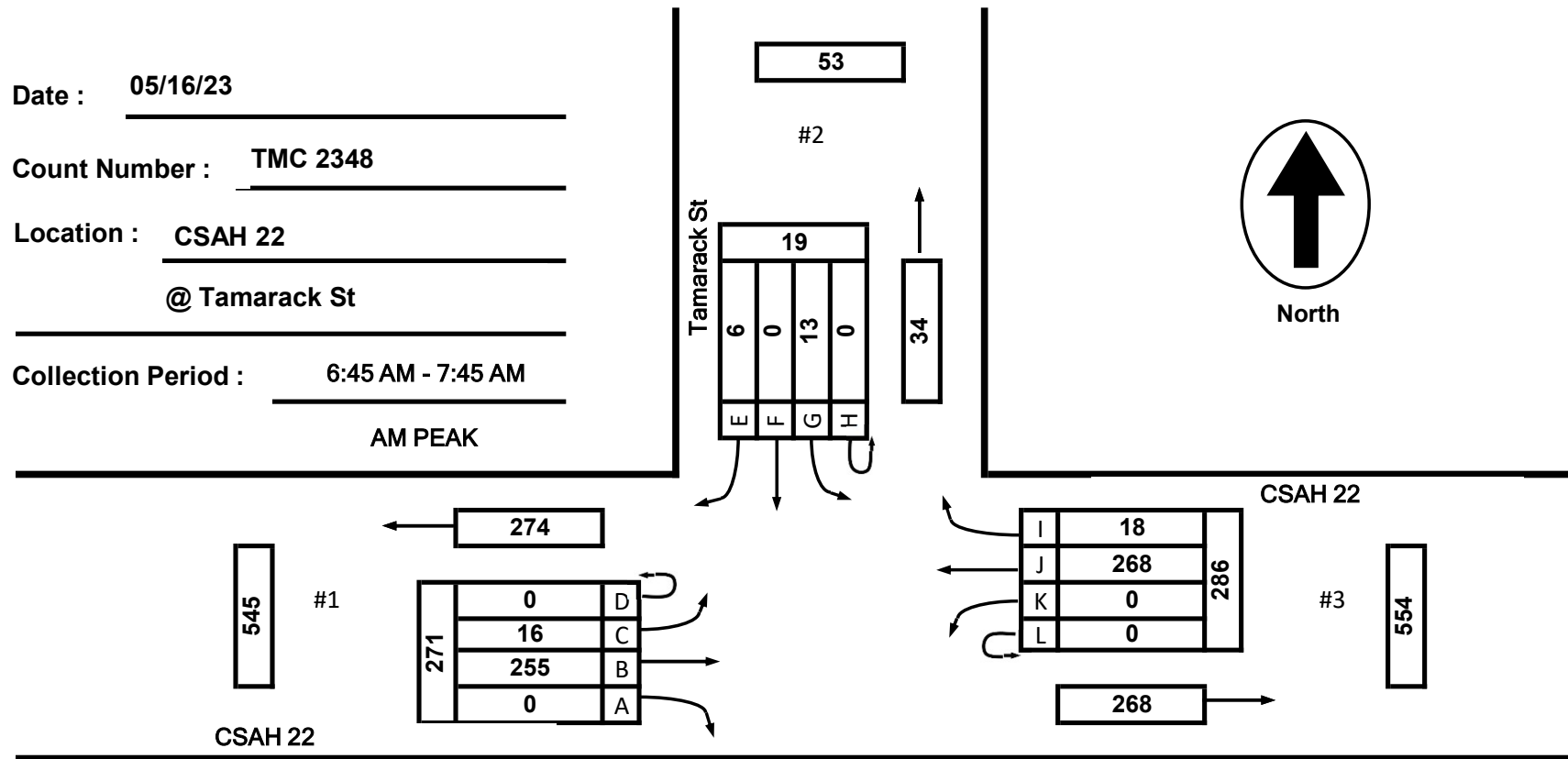
Anoka County Highway Department
 Traffic Volume and Turning
 Movement Study

Date : 05/16/23

Count Number : TMC 2348

Location : CSAH 22
@ Tamarack St

Collection Period : 6:45 AM - 7:45 AM
AM PEAK



EXISTING LANES OF APPROACH				
	RIGHT TURN LANE	LEFT TURN LANE	THRU LANES	TOTAL
#1	0	0	1	1
#2	0	0	1	1
#3	0	0	1	1
#4	0	0	0	0

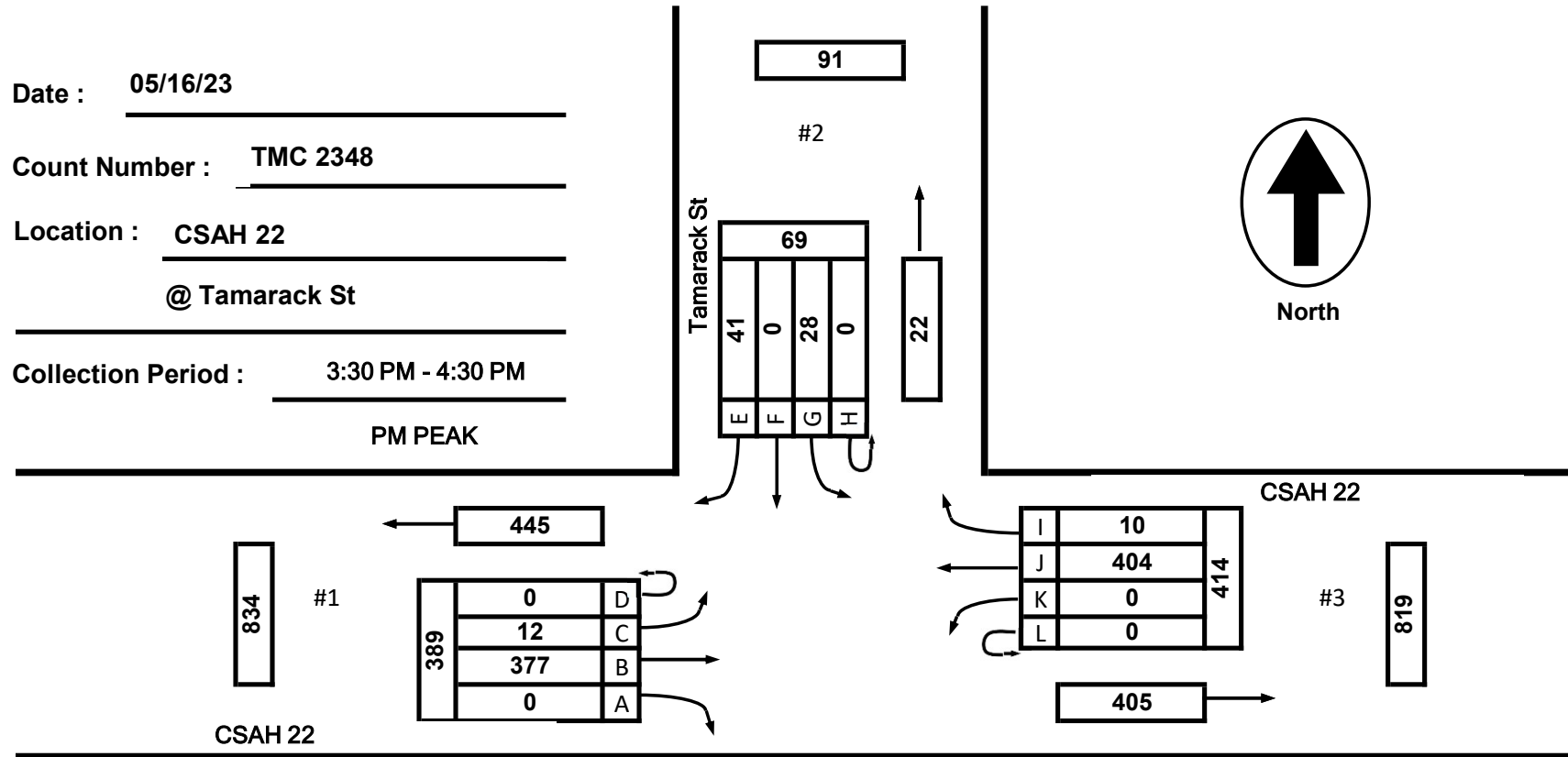
Anoka County Highway Department
 Traffic Volume and Turning
 Movement Study

Date : 05/16/23

Count Number : TMC 2348

Location : CSAH 22
@ Tamarack St

Collection Period : 3:30 PM - 4:30 PM
PM PEAK



EXISTING LANES OF APPROACH				
	RIGHT TURN LANE	LEFT TURN LANE	THRU LANES	TOTAL
#1	0	0	1	1
#2	0	0	1	1
#3	0	0	1	1
#4	0	0	0	0

Anoka County Highway Department
 Traffic Volume and Turning
 Movement Study

TMC 2348 - CSAH 22 @ Tamarack St

0 0

Tuesday, May 16, 2023

Time	Southbound 0						Westbound 0						Northbound 0						Eastbound 0						VEHICLE TOTAL
	U Turns	Left Turns	Straight Through	Right Turns	Crosswalk Crossings	Vehicle Approach Total	U Turns	Left Turns	Straight Through	Right Turns	Crosswalk Crossings	Vehicle Approach Total	U Turns	Left Turns	Straight Through	Right Turns	Crosswalk Crossings	Vehicle Approach Total	U Turns	Left Turns	Straight Through	Right Turns	Crosswalk Crossings	Vehicle Approach Total	
12:00 AM	0	0	0	0	0	0	0	0	7	0	0	7	0	0	0	0	0	0	0	0	5	0	0	5	12
12:15 AM	0	0	0	0	0	0	0	0	0	0	0	0	0	0	0	0	0	0	0	0	1	0	0	1	1
12:30 AM	0	1	0	0	0	1	0	0	2	0	0	2	0	0	0	0	0	0	0	0	0	0	0	0	3
12:45 AM	0	0	0	0	0	0	0	0	1	1	0	2	0	0	0	0	0	0	0	0	0	0	0	0	2
Hourly Total	0	1	0	0	0	1	0	0	10	1	0	11	0	0	0	0	0	0	0	0	6	0	0	6	18
1:00 AM	0	0	0	0	0	0	0	0	6	0	0	6	0	0	0	0	0	0	0	0	0	0	0	0	6
1:15 AM	0	0	0	0	0	0	0	0	3	0	0	3	0	0	0	0	0	0	0	0	3	0	0	3	6
1:30 AM	0	0	0	0	0	0	0	0	1	0	0	1	0	0	0	0	0	0	0	0	0	0	0	0	1
1:45 AM	0	0	0	0	0	0	0	0	2	0	0	2	0	0	0	0	0	0	0	0	2	0	0	2	4
Hourly Total	0	0	0	0	0	0	0	0	12	0	0	12	0	0	0	0	0	0	0	0	5	0	0	5	17
2:00 AM	0	0	0	0	0	0	0	0	0	0	0	0	0	0	0	0	0	0	0	0	1	0	0	1	1
2:15 AM	0	0	0	0	0	0	0	0	0	0	0	0	0	0	0	0	0	0	0	0	0	0	0	0	0
2:30 AM	0	0	0	0	0	0	0	0	0	0	0	0	0	0	0	0	0	0	0	0	2	0	0	2	2
2:45 AM	0	0	0	0	0	0	0	0	0	1	0	1	0	0	0	0	0	0	0	0	3	0	0	3	4
Hourly Total	0	0	0	0	0	0	0	0	0	1	0	1	0	0	0	0	0	0	0	0	6	0	0	6	7
3:00 AM	0	0	0	0	0	0	0	0	3	0	0	3	0	0	0	0	0	0	0	0	2	0	0	2	5
3:15 AM	0	0	0	0	0	0	0	0	1	0	0	1	0	0	0	0	0	0	0	0	0	0	0	0	1
3:30 AM	0	0	0	0	0	0	0	0	2	0	0	2	0	0	0	0	0	0	0	0	2	0	0	2	4
3:45 AM	0	0	0	0	0	0	0	0	3	1	0	4	0	0	0	0	0	0	0	0	0	0	0	0	4
Hourly Total	0	0	0	0	0	0	0	0	9	1	0	10	0	0	0	0	0	0	0	0	4	0	0	4	14
4:00 AM	0	0	0	0	0	0	0	0	2	1	0	3	0	0	0	0	0	0	0	0	3	0	0	3	6
4:15 AM	0	0	0	0	0	0	0	0	9	1	0	10	0	0	0	0	0	0	0	0	6	0	0	6	16
4:30 AM	0	0	0	0	0	0	0	0	13	0	0	13	0	0	0	0	0	0	0	1	9	0	0	10	23
4:45 AM	0	1	0	0	0	1	0	0	14	1	0	15	0	0	0	0	0	0	0	2	7	0	0	9	25
Hourly Total	0	1	0	0	0	1	0	0	38	3	0	41	0	0	0	0	0	0	0	3	25	0	0	28	70
5:00 AM	0	0	0	0	0	0	0	0	18	5	0	23	0	0	0	0	0	0	0	3	9	0	0	12	35
5:15 AM	0	0	0	0	0	0	0	0	39	10	0	49	0	0	0	0	0	0	0	13	22	0	0	35	84
5:30 AM	0	0	0	0	0	0	0	0	46	7	0	53	0	0	0	0	0	0	0	7	32	0	0	39	92
5:45 AM	0	0	0	0	0	0	0	0	44	9	0	53	0	0	0	0	0	0	0	17	31	0	0	48	101
Hourly Total	0	0	0	0	0	0	0	0	147	31	0	178	0	0	0	0	0	0	0	40	94	0	0	134	312
6:00 AM	0	3	0	3	0	6	0	0	34	4	0	38	0	0	0	0	0	0	0	2	46	0	0	48	92
6:15 AM	0	3	0	5	0	8	0	0	51	5	0	56	0	0	0	0	0	0	0	2	43	0	0	45	109
6:30 AM	0	2	0	1	0	3	0	0	48	2	0	50	0	0	0	0	0	0	0	1	51	0	0	52	105
6:45 AM	0	2	0	4	0	6	0	0	59	9	0	68	0	0	0	0	0	0	0	9	71	0	0	80	154
Hourly Total	0	10	0	13	0	23	0	0	192	20	0	212	0	0	0	0	0	0	0	14	211	0	0	225	460
7:00 AM	0	2	0	0	0	2	0	0	67	6	0	73	0	0	0	0	0	0	0	3	63	0	0	66	141
7:15 AM	0	7	0	0	0	7	0	0	70	1	0	71	0	0	0	0	0	0	0	3	50	0	0	53	131
7:30 AM	0	2	0	2	0	4	0	0	72	2	0	74	0	0	0	0	0	0	0	1	71	0	0	72	150
7:45 AM	0	2	0	2	0	4	0	0	52	3	0	55	0	0	0	0	0	0	0	1	74	0	0	75	134
Hourly Total	0	13	0	4	0	17	0	0	261	12	0	273	0	0	0	0	0	0	0	8	258	0	0	266	556

TMC 2348 - CSAH 22 @ Tamarack St
0 0

Tuesday, May 16, 2023

Time	Southbound 0						Westbound 0						Northbound 0						Eastbound 0						VEHICLE TOTAL
	U Turns	Left Turns	Straight Through	Right Turns	Crosswalk Crossings	Vehicle Approach Total	U Turns	Left Turns	Straight Through	Right Turns	Crosswalk Crossings	Vehicle Approach Total	U Turns	Left Turns	Straight Through	Right Turns	Crosswalk Crossings	Vehicle Approach Total	U Turns	Left Turns	Straight Through	Right Turns	Crosswalk Crossings	Vehicle Approach Total	
8:00 AM	0	1	0	0	0	1	0	0	48	2	0	50	0	0	0	0	0	0	0	0	51	0	0	51	102
8:15 AM	0	3	0	2	0	5	0	0	36	6	0	42	0	0	0	0	0	0	0	3	43	0	0	46	93
8:30 AM	0	1	0	0	0	1	0	0	38	4	0	42	0	0	0	0	0	0	0	3	70	0	0	73	116
8:45 AM	0	2	0	2	0	4	0	0	41	3	0	44	0	0	0	0	0	0	0	2	62	0	0	64	112
Hourly Total	0	7	0	4	0	11	0	0	163	15	0	178	0	0	0	0	0	0	0	8	226	0	0	234	423
9:00 AM	0	2	0	1	1	3	0	0	74	1	0	75	0	0	0	0	0	0	1	1	47	0	0	49	127
9:15 AM	0	1	0	3	0	4	0	0	47	1	0	48	0	0	0	0	0	0	0	5	54	0	0	59	111
9:30 AM	0	3	0	1	0	4	0	0	43	2	0	45	0	0	0	0	0	0	0	1	45	0	0	46	95
9:45 AM	0	3	0	1	0	4	0	0	36	2	0	38	0	0	0	0	0	0	0	0	44	0	0	44	86
Hourly Total	0	9	0	6	1	15	0	0	200	6	0	206	0	0	0	0	0	0	1	7	190	0	0	198	419
10:00 AM	0	0	0	5	0	5	0	0	39	3	0	42	0	0	0	0	0	0	0	2	35	0	0	37	84
10:15 AM	0	2	0	2	0	4	0	0	39	0	0	39	0	0	0	0	0	0	0	1	29	0	0	30	73
10:30 AM	0	2	0	3	0	5	0	0	28	0	0	28	0	0	0	0	0	0	0	0	45	0	0	45	78
10:45 AM	0	1	0	3	0	4	0	0	36	0	0	36	0	0	0	0	0	0	0	3	35	0	0	38	78
Hourly Total	0	5	0	13	0	18	0	0	142	3	0	145	0	0	0	0	0	0	0	6	144	0	0	150	313
11:00 AM	0	2	0	4	0	6	0	0	31	1	0	32	0	0	0	0	0	0	0	5	41	0	0	46	84
11:15 AM	0	1	0	2	0	3	0	0	39	0	0	39	0	0	0	0	0	0	0	2	51	0	0	53	95
11:30 AM	0	1	0	2	0	3	0	0	43	1	0	44	0	0	0	0	0	0	0	2	20	0	0	22	69
11:45 AM	0	4	0	5	0	9	0	0	41	2	0	43	0	0	0	0	0	0	0	4	33	0	0	37	89
Hourly Total	0	8	0	13	0	21	0	0	154	4	0	158	0	0	0	0	0	0	0	13	145	0	0	158	337
12:00 PM	0	2	0	13	1	15	0	0	47	1	0	48	0	0	0	0	0	0	0	6	50	0	0	56	119
12:15 PM	0	2	0	4	0	6	0	0	43	0	0	43	0	0	0	0	0	0	0	11	43	0	0	54	103
12:30 PM	0	5	0	2	0	7	0	0	68	5	0	73	0	0	0	0	0	0	0	2	54	0	0	56	136
12:45 PM	0	1	0	1	0	2	0	0	46	1	0	47	0	0	0	0	0	0	0	5	46	0	0	51	100
Hourly Total	0	10	0	20	1	30	0	0	204	7	0	211	0	0	0	0	0	0	0	24	193	0	0	217	458
1:00 PM	0	4	0	1	0	5	0	0	46	3	0	49	0	0	0	0	0	0	0	4	44	0	0	48	102
1:15 PM	0	4	0	5	0	9	0	0	41	2	0	43	0	0	0	0	0	0	0	2	42	0	0	44	96
1:30 PM	0	2	0	1	0	3	0	0	39	1	0	40	0	0	0	0	0	0	0	1	40	0	0	41	84
1:45 PM	0	2	0	1	0	3	0	0	49	3	0	52	0	0	0	0	0	0	0	3	55	0	0	58	113
Hourly Total	0	12	0	8	0	20	0	0	175	9	0	184	0	0	0	0	0	0	0	10	181	0	0	191	395
2:00 PM	0	2	0	3	0	5	0	0	57	2	0	59	0	0	0	0	0	0	0	1	60	0	0	61	125
2:15 PM	0	3	0	6	0	9	0	0	73	4	0	77	0	0	0	0	0	0	0	1	59	0	0	60	146
2:30 PM	0	3	0	5	0	8	0	0	54	2	0	56	0	0	0	0	0	0	0	4	78	0	0	82	146
2:45 PM	0	5	0	2	0	7	0	0	82	5	0	87	0	0	0	0	0	0	0	4	83	0	0	87	181
Hourly Total	0	13	0	16	0	29	0	0	266	13	0	279	0	0	0	0	0	0	0	10	280	0	0	290	598
3:00 PM	0	4	0	4	0	8	0	0	84	5	0	89	0	0	0	0	0	0	0	0	72	0	0	72	169
3:15 PM	0	4	0	2	0	6	0	0	81	2	0	83	0	0	0	0	0	0	0	1	84	0	0	85	174
3:30 PM	0	12	0	18	0	30	0	0	101	1	0	102	0	0	0	0	0	0	0	3	100	0	0	103	235
3:45 PM	0	4	0	8	0	12	0	0	100	5	0	105	0	0	0	0	0	0	0	4	87	0	0	91	208
Hourly Total	0	24	0	32	0	56	0	0	366	13	0	379	0	0	0	0	0	0	0	8	343	0	0	351	786

TMC 2348 - CSAH 22 @ Tamarack St

0 0

Tuesday, May 16, 2023

Time	Southbound 0						Westbound 0						Northbound 0						Eastbound 0						VEHICLE TOTAL
	U Turns	Left Turns	Straight Through	Right Turns	Crosswalk Crossings	Vehicle Approach Total	U Turns	Left Turns	Straight Through	Right Turns	Crosswalk Crossings	Vehicle Approach Total	U Turns	Left Turns	Straight Through	Right Turns	Crosswalk Crossings	Vehicle Approach Total	U Turns	Left Turns	Straight Through	Right Turns	Crosswalk Crossings	Vehicle Approach Total	
4:00 PM	0	11	0	11	0	22	0	0	100	3	0	103	0	0	0	0	0	0	0	4	98	0	0	102	227
4:15 PM	0	1	0	4	0	5	0	0	103	1	0	104	0	0	0	0	0	0	0	1	92	0	0	93	202
4:30 PM	0	6	0	4	0	10	0	0	94	0	0	94	0	0	0	0	0	0	0	2	77	0	0	79	183
4:45 PM	0	4	0	4	0	8	0	0	124	1	0	125	0	0	0	0	0	0	0	0	94	0	0	94	227
Hourly Total	0	22	0	23	0	45	0	0	421	5	0	426	0	0	0	0	0	0	0	7	361	0	0	368	839
5:00 PM	0	1	0	3	0	4	0	0	100	0	0	100	0	0	0	0	0	0	0	0	99	0	0	99	203
5:15 PM	0	2	0	0	0	2	0	0	73	1	0	74	0	0	0	0	0	0	0	0	87	0	0	87	163
5:30 PM	0	2	0	2	0	4	0	0	85	0	0	85	0	0	0	0	0	0	0	0	94	0	0	94	183
5:45 PM	0	0	0	1	0	1	0	0	87	0	0	87	0	0	0	0	0	0	0	0	67	0	0	67	155
Hourly Total	0	5	0	6	0	11	0	0	345	1	0	346	0	0	0	0	0	0	0	0	347	0	0	347	704
6:00 PM	0	0	0	0	0	0	0	0	76	1	0	77	0	0	0	0	0	0	0	0	81	0	0	81	158
6:15 PM	0	0	0	0	0	0	0	0	79	0	0	79	0	0	0	0	0	0	0	0	53	0	0	53	132
6:30 PM	0	0	0	0	0	0	0	0	51	0	0	51	0	0	0	0	0	0	0	0	64	0	0	64	115
6:45 PM	0	0	0	0	0	0	0	0	49	0	0	49	0	0	0	0	0	0	0	0	47	0	0	47	96
Hourly Total	0	0	0	0	0	0	0	0	255	1	0	256	0	0	0	0	0	0	0	0	245	0	0	245	501
7:00 PM	0	0	0	0	0	0	0	0	77	0	0	77	0	0	0	0	0	0	0	0	43	0	0	43	120
7:15 PM	0	0	0	0	0	0	0	0	29	0	0	29	0	0	0	0	0	0	0	0	46	0	0	46	75
7:30 PM	0	0	0	2	0	2	0	0	53	0	0	53	0	0	0	0	0	0	0	2	39	0	0	41	96
7:45 PM	0	0	0	2	0	2	0	0	53	0	0	53	0	0	0	0	0	0	0	1	43	0	0	44	99
Hourly Total	0	0	0	4	0	4	0	0	212	0	0	212	0	0	0	0	0	0	0	3	171	0	0	174	390
8:00 PM	0	1	0	0	0	1	0	0	33	0	0	33	0	0	0	0	0	0	0	2	37	0	0	39	73
8:15 PM	0	1	0	1	0	2	0	0	36	0	0	36	0	0	0	0	0	0	0	1	38	0	0	39	77
8:30 PM	0	0	0	0	0	0	0	0	40	1	0	41	0	0	0	0	0	0	0	0	35	0	0	35	76
8:45 PM	0	0	0	0	0	0	0	0	29	0	0	29	0	0	0	0	0	0	0	0	41	0	0	41	70
Hourly Total	0	2	0	1	0	3	0	0	138	1	0	139	0	0	0	0	0	0	0	3	151	0	0	154	296
9:00 PM	0	1	0	0	0	1	0	0	33	0	0	33	0	0	0	0	0	0	0	0	24	0	0	24	58
9:15 PM	0	0	0	1	0	1	0	0	18	0	0	18	0	0	0	0	0	0	0	1	21	0	0	22	41
9:30 PM	0	0	0	0	0	0	0	0	11	0	0	11	0	0	0	0	0	0	0	0	17	0	0	17	28
9:45 PM	0	0	0	0	0	0	0	0	9	0	0	9	0	0	0	0	0	0	0	0	12	0	0	12	21
Hourly Total	0	1	0	1	0	2	0	0	71	0	0	71	0	0	0	0	0	0	0	1	74	0	0	75	148
10:00 PM	0	0	0	0	0	0	0	0	4	0	0	4	0	0	0	0	0	0	0	0	18	0	0	18	22
10:15 PM	0	0	0	0	0	0	0	0	14	0	0	14	0	0	0	0	0	0	0	1	10	0	0	11	25
10:30 PM	0	1	0	0	0	1	0	0	6	0	0	6	0	0	0	0	0	0	0	0	6	0	0	6	13
10:45 PM	0	0	0	0	0	0	0	0	7	0	0	7	0	0	0	0	0	0	0	0	7	0	0	7	14
Hourly Total	0	1	0	0	0	1	0	0	31	0	0	31	0	0	0	0	0	0	0	1	41	0	0	42	74
11:00 PM	0	0	0	0	0	0	0	0	4	0	0	4	0	0	0	0	0	0	0	0	10	0	0	10	14
11:15 PM	0	0	0	0	0	0	0	0	4	0	0	4	0	0	0	0	0	0	0	0	6	0	0	6	10
11:30 PM	0	0	0	0	0	0	0	0	3	0	0	3	0	0	0	0	0	0	0	0	3	0	0	3	6
11:45 PM	0	0	0	0	0	0	0	0	4	0	0	4	0	0	0	0	0	0	0	0	1	0	0	1	5
Hourly Total	0	0	0	0	0	0	0	0	15	0	0	15	0	0	0	0	0	0	0	0	20	0	0	20	35
DAILY TOTAL	0	144	0	164	2	308	0	0	3827	147	0	3974	0	0	0	0	0	0	1	166	3721	0	0	3888	8170
Cars	0	109	0	137	2	246	0	0	3639	112	0	3751	0	0	0	0	0	0	1	138	3544	0	0	3683	7680
Heavy Vehicles	0	35	0	27	0	62	0	0	188	35	0	223	0	0	0	0	0	0	0	28	177	0	0	205	490
Heavy Vehicle %	0.00%	24.31%	0.00%	16.46%	0.00%	20.13%	0.00%	0.00%	4.91%	23.81%	0.00%	5.61%	0.00%	0.00%	0.00%	0.00%	0.00%	0.00%	0.00%	16.87%	4.76%	0.00%	0.00%	5.27%	6.00%

TMC 2348 - CSAH 22 @ Tamarack St

0 0

Tuesday, May 16, 2023

AM Peak Hour

Time	Southbound						Westbound						Northbound						Eastbound						VEHICLE TOTAL
	U Turns	Left Turns	Straight Through	Right Turns	Crosswalk Crossings	Vehicle Approach Total	U Turns	Left Turns	Straight Through	Right Turns	Crosswalk Crossings	Vehicle Approach Total	U Turns	Left Turns	Straight Through	Right Turns	Crosswalk Crossings	Vehicle Approach Total	U Turns	Left Turns	Straight Through	Right Turns	Crosswalk Crossings	Vehicle Approach Total	
6:45 AM	0	2	0	4	0	6	0	0	59	9	0	68	0	0	0	0	0	0	0	9	71	0	0	80	154
7:00 AM	0	2	0	0	0	2	0	0	67	6	0	73	0	0	0	0	0	0	0	3	63	0	0	66	141
7:15 AM	0	7	0	0	0	7	0	0	70	1	0	71	0	0	0	0	0	0	0	3	50	0	0	53	131
7:30 AM	0	2	0	2	0	4	0	0	72	2	0	74	0	0	0	0	0	0	0	1	71	0	0	72	150
Peak Hour Total	0	13	0	6	0	19	0	0	268	18	0	286	0	0	0	0	0	0	0	16	255	0	0	271	576
PHF	0.000	0.464	0.000	0.375	0.000	0.679	0.000	0.000	0.931	0.500	0.000	0.966	0.000	0.000	0.000	0.000	0.000	0.000	0.000	0.444	0.898	0.000	0.000	0.847	0.935

PM Peak Hour

Time	Southbound						Westbound						Northbound						Eastbound						VEHICLE TOTAL
	U Turns	Left Turns	Straight Through	Right Turns	Crosswalk Crossings	Vehicle Approach Total	U Turns	Left Turns	Straight Through	Right Turns	Crosswalk Crossings	Vehicle Approach Total	U Turns	Left Turns	Straight Through	Right Turns	Crosswalk Crossings	Vehicle Approach Total	U Turns	Left Turns	Straight Through	Right Turns	Crosswalk Crossings	Vehicle Approach Total	
3:30 PM	0	12	0	18	0	30	0	0	101	1	0	102	0	0	0	0	0	0	0	3	100	0	0	103	235
3:45 PM	0	4	0	8	0	12	0	0	100	5	0	105	0	0	0	0	0	0	0	4	87	0	0	91	208
4:00 PM	0	11	0	11	0	22	0	0	100	3	0	103	0	0	0	0	0	0	0	4	98	0	0	102	227
4:15 PM	0	1	0	4	0	5	0	0	103	1	0	104	0	0	0	0	0	0	0	1	92	0	0	93	202
Peak Hour Total	0	28	0	41	0	69	0	0	404	10	0	414	0	0	0	0	0	0	0	12	377	0	0	389	872
PHF	0.000	0.583	0.000	0.569	0.000	0.575	0.000	0.000	0.981	0.500	0.000	0.986	0.000	0.000	0.000	0.000	0.000	0.000	0.000	0.750	0.943	0.000	0.000	0.944	0.928

Total Vehicles On Leg				621	
Vehicles Entering Intersection			308		
Vehicles Exiting Intersection			313		
Southbound					
Cars	137	0	109	0	2
Heavy	27	0	35	0	0
Total	164	0	144	0	2

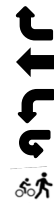


Total Vehicles on Leg 7880	Vehicles Entering Intersection 3888	Eastbound	Cars	0	0	
			Heavy	0	0	
			Total	0	0	
	Vehicles Exiting Intersection 3992		Cars	1	0	1
			Heavy	138	28	166
			Total	3544	177	3721
		Cars	0	0		
		Heavy	0	0		
		Total	0	0		



Daily Volumes

Cars	112	35	147	Westbound	Vehicles Entering Intersection 3974	Total Vehicles on Leg 7839
Heavy	3639	188	3827			
Total	0	0	0			
	0	0	0		Vehicles Exiting Intersection 3865	
	0	0	0			
	0	0	0			



Cars	0	0	0	0	0
Heavy	0	0	0	0	0
Total	0	0	0	0	0
Northbound					
Vehicles Entering Intersection			0		
Vehicles Exiting Intersection			0		
Total Vehicles On Leg			0		

Heavy Vehicles

Date	Time	Southbound						Westbound						Northbound						Eastbound					
		U Turns	Left Turns	Straight Through	Right Turns	EB Bicycles in Crosswalk	WB Bicycles in Crosswalk	U Turns	Left Turns	Straight Through	Right Turns	NB Bicycles in Crosswalk	SB Bicycles in Crosswalk	U Turns	Left Turns	Straight Through	Right Turns	EB Bicycles in Crosswalk	WB Bicycles in Crosswalk	U Turns	Left Turns	Straight Through	Right Turns	NB Bicycles in Crosswalk	SB Bicycles in Crosswalk
05/16/2023	0:00	0	0	0	0	0	0	0	0	0	0	0	0	0	0	0	0	0	0	0	0	0	0	0	0
	0:15	0	0	0	0	0	0	0	0	0	0	0	0	0	0	0	0	0	0	0	0	0	0	0	0
	0:30	0	0	0	0	0	0	0	0	0	0	0	0	0	0	0	0	0	0	0	0	0	0	0	0
	0:45	0	0	0	0	0	0	0	0	0	1	0	0	0	0	0	0	0	0	0	0	0	0	0	0
	1:00	0	0	0	0	0	0	0	0	1	0	0	0	0	0	0	0	0	0	0	0	0	0	0	0
	1:15	0	0	0	0	0	0	0	0	0	0	0	0	0	0	0	0	0	0	0	0	0	0	0	0
	1:30	0	0	0	0	0	0	0	0	0	0	0	0	0	0	0	0	0	0	0	0	0	0	0	0
	1:45	0	0	0	0	0	0	0	0	0	0	0	0	0	0	0	0	0	0	0	0	0	0	0	0
	2:00	0	0	0	0	0	0	0	0	0	0	0	0	0	0	0	0	0	0	0	0	0	0	0	0
	2:15	0	0	0	0	0	0	0	0	0	0	0	0	0	0	0	0	0	0	0	0	0	0	0	0
	2:30	0	0	0	0	0	0	0	0	0	0	0	0	0	0	0	0	0	0	0	0	1	0	0	0
	2:45	0	0	0	0	0	0	0	0	0	1	0	0	0	0	0	0	0	0	0	0	0	0	0	0
	3:00	0	0	0	0	0	0	0	0	0	0	0	0	0	0	0	0	0	0	0	0	0	0	0	0
	3:15	0	0	0	0	0	0	0	0	0	0	0	0	0	0	0	0	0	0	0	0	0	0	0	0
	3:30	0	0	0	0	0	0	0	0	0	0	0	0	0	0	0	0	0	0	0	0	0	0	0	0
	3:45	0	0	0	0	0	0	0	0	0	0	0	0	0	0	0	0	0	0	0	0	0	0	0	0
	4:00	0	0	0	0	0	0	0	0	0	0	0	0	0	0	0	0	0	0	0	0	0	0	0	0
	4:15	0	0	0	0	0	0	0	0	0	0	0	0	0	0	0	0	0	0	0	0	0	0	0	0
	4:30	0	0	0	0	0	0	0	0	0	0	0	0	0	0	0	0	0	0	0	0	0	0	0	0
	4:45	0	1	0	0	0	0	0	0	0	0	0	0	0	0	0	0	0	0	0	1	0	0	0	0
	5:00	0	0	0	0	0	0	0	0	0	0	0	0	0	0	0	0	0	0	0	0	0	0	0	0
	5:15	0	0	0	0	0	0	0	0	3	0	0	0	0	0	0	0	0	0	0	0	0	0	0	0
	5:30	0	0	0	0	0	0	0	0	1	0	0	0	0	0	0	0	0	0	0	0	2	0	0	0
	5:45	0	0	0	0	0	0	0	0	2	0	0	0	0	0	0	0	0	0	0	0	2	0	0	0
	6:00	0	1	0	3	0	0	0	0	2	0	0	0	0	0	0	0	0	0	0	0	2	0	0	0
	6:15	0	2	0	4	0	0	0	0	4	0	0	0	0	0	0	0	0	0	0	0	5	0	0	0
	6:30	0	1	0	1	0	0	0	0	0	0	0	0	0	0	0	0	0	0	0	0	4	0	0	0
	6:45	0	1	0	1	0	0	0	0	1	0	0	0	0	0	0	0	0	0	1	1	4	0	0	0
	7:00	0	2	0	0	0	0	0	0	6	2	0	0	0	0	0	0	0	0	1	1	3	0	0	0
	7:15	0	4	0	0	0	0	0	0	4	0	0	0	0	0	0	0	0	0	1	1	3	0	0	0
	7:30	0	0	0	0	0	0	0	0	4	0	0	0	0	0	0	0	0	0	0	0	4	0	0	0
	7:45	0	2	0	1	0	0	0	0	5	1	0	0	0	0	0	0	0	0	0	0	4	0	0	0
	8:00	0	1	0	0	0	0	0	0	7	0	0	0	0	0	0	0	0	0	0	0	3	0	0	0
	8:15	0	1	0	1	0	0	0	0	0	0	0	0	0	0	0	0	0	1	1	5	0	0	0	0
	8:30	0	0	0	0	0	0	0	0	3	0	0	0	0	0	0	0	0	0	1	1	5	0	0	0
	8:45	0	1	0	1	0	0	0	0	5	1	0	0	0	0	0	0	0	0	1	1	2	0	0	0
	9:00	0	1	0	0	0	0	0	0	7	0	0	0	0	0	0	0	0	0	0	0	3	0	0	0
	9:15	0	0	0	1	0	0	0	0	4	0	0	0	0	0	0	0	0	0	0	0	0	0	0	0
	9:30	0	0	0	0	0	0	0	0	0	2	0	0	0	0	0	0	0	0	0	0	2	0	0	0
	9:45	0	0	0	1	0	0	0	0	5	2	0	0	0	0	0	0	0	0	0	0	3	0	0	0
	10:00	0	0	0	2	0	0	0	0	1	0	0	0	0	0	0	0	0	0	0	0	4	0	0	0
	10:15	0	0	0	0	0	0	0	0	1	0	0	0	0	0	0	0	0	0	0	0	1	0	0	0
	10:30	0	1	0	0	0	0	0	0	4	0	0	0	0	0	0	0	0	0	0	0	1	0	0	0
	10:45	0	0	0	0	0	0	0	0	3	0	0	0	0	0	0	0	0	0	1	1	1	0	0	0
	11:00	0	0	0	0	0	0	0	0	5	1	0	0	0	0	0	0	0	0	2	4	4	0	0	0
	11:15	0	1	0	0	0	0	0	0	2	0	0	0	0	0	0	0	0	1	1	6	0	0	0	0
	11:30	0	1	0	0	0	0	0	0	2	0	0	0	0	0	0	0	0	0	0	6	0	0	0	0
	11:45	0	1	0	1	0	0	0	0	2	0	0	0	0	0	0	0	0	0	0	2	0	0	0	0

ANOKA COUNTY HIGHWAY

PC-WARRANTS

TRAFFIC SIGNAL WARRANT ANALYSIS

Study Name: TMC 2348

Study Date : 05/25/2023

Signal Warrants - Summary

Major Street Approaches

Eastbound: CSAH 22

Number of Lanes : 1

Total Approach Volume: 3,888

Westbound: CSAH 22

Number of Lanes : 1

Total Approach Volume: 3,974

Minor Street Approaches

Southbound: Tamarack St

Number of Lanes : 1

Total Approach Volume: 308

Warrant Summary (Rural Values Apply)

Warrant 1 - Eight Hour Vehicular Volumes.....Not Satisfied

Warrant 1A - Minimum Vehicular Volume.....Not Satisfied

Required volumes reached for 0 hours, 8 are needed

Warrant 1B - Interruption of Continuous Traffic.....Not Satisfied

Required volumes reached for 1 hours, 8 are needed

Warrant 1C - Combination of Warrants.....Not Satisfied

Required 1A volumes reached for 0 hours, 8 are needed

Required 1B volumes reached for 2 hours, 8 are needed

Warrant 2 - Four Hour Volumes.....Not Satisfied

Number of hours (1) volumes exceed minimum < minimum required (4).

Warrant 3 - Peak Hour.....Not Satisfied

Warrant 3A - Peak Hour Delay.....Not Satisfied

Approach volumes on minor street don't exceed minimums for any one hour period. Delay data not evaluated.

Warrant 3B - Peak Hour Volumes.....Not Satisfied

Volumes do not exceed minimums for any one hour period.

Warrant 4 - Pedestrian Volumes.....Not Evaluated

Warrant 5 - School Crossing.....Not Evaluated

Warrant 6 - Coordinated Signal System.....Not Evaluated

Warrant 7 - Crash Experience.....Not Evaluated

Warrant 8 - Roadway Network.....Not Evaluated

Warrant 9 - Intersection Near a Grade Crossing.....Not Evaluated

ANOKA COUNTY HIGHWAY

PC-WARRANTS

TRAFFIC SIGNAL WARRANT ANALYSIS

Study Name: TMC 2348

Study Date : 05/25/2023

Warrant 1A - Minimum Volumes

Description

Intended for sites where the volume of intersecting traffic is the principal reason for consideration of a signal installation.

Summary

Only 0 one hour periods meet minimums.
Warrant is NOT met.

Site Data Required

Rural Settings Apply = **True**
Number of Major Lanes = **1**
Number of Minor Lanes = **1**

Volume Requirements

Rural Factor of 70 % applied
Veh/Hr Major = **350**

Veh/Hr Minor = **105**

Time	Major Road				Total	Minor Road		Met?
	Major EB	+	Major WB	=		Minor NB	Minor SB	
15:30 - 16:30	389	+	414	=	803	0	69	No
16:00 - 17:00	368	+	426	=	794	0	45	No
16:15 - 17:15	365	+	423	=	788	0	27	No
15:15 - 16:15	381	+	393	=	774	0	70	No
15:45 - 16:45	365	+	406	=	771	0	49	No
16:45 - 17:45	374	+	384	=	758	0	18	No
16:30 - 17:30	359	+	393	=	752	0	24	No
15:00 - 16:00	351	+	379	=	730	0	56	No
14:45 - 15:45	347	+	361	=	708	0	51	No
17:00 - 18:00	347	+	346	=	693	0	11	No
17:15 - 18:15	329	+	323	=	652	0	7	No
14:30 - 15:30	326	+	315	=	641	0	29	No
17:30 - 18:30	295	+	328	=	623	0	5	No
14:15 - 15:15	301	+	309	=	610	0	32	No
14:00 - 15:00	290	+	279	=	569	0	29	No
17:45 - 18:45	265	+	294	=	559	0	1	No
06:45 - 07:45	271	+	286	=	557	0	19	No
07:00 - 08:00	266	+	273	=	539	0	17	No
06:30 - 07:30	251	+	262	=	513	0	18	No
13:45 - 14:45	261	+	244	=	505	0	25	No
07:15 - 08:15	251	+	250	=	501	0	16	No
18:00 - 19:00	245	+	256	=	501	0	0	No
06:15 - 07:15	243	+	247	=	490	0	19	No
07:30 - 08:30	244	+	221	=	465	0	14	No
18:15 - 19:15	207		256		463	0	0	No

ANOKA COUNTY HIGHWAY

PC-WARRANTS

TRAFFIC SIGNAL WARRANT ANALYSIS

Study Name: TMC 2348

Study Date : 05/25/2023

Warrant 1B - Interruption of Continuous Traffic

Description

Intended for sites where the volume of the major street is so heavy that traffic on the minor street suffers excessive delay or hazard.

Summary

Only 1 one hour periods meet minimums.
Warrant is NOT met.

Site Data Required

Rural Settings Apply = **True**
 Number of Major Lanes = **1**
 Number of Minor Lanes = **1**

Volume Requirements

Rural Factor of 70 % applied
 Veh/Hr Major = **525**

 Veh/Hr Minor = **52**

Time	Major Road				Total	Minor NB	Minor Road		Met?
	Major EB	+	Major WB	=			Minor SB		
15:00 - 16:00	351	+	379	=	730	0	56	Yes	
16:00 - 17:00	368	+	426	=	794	0	45	No	
16:15 - 17:15	365	+	423	=	788	0	27	No	
16:45 - 17:45	374	+	384	=	758	0	18	No	
16:30 - 17:30	359	+	393	=	752	0	24	No	
14:45 - 15:45	347	+	361	=	708	0	51	No	
17:00 - 18:00	347	+	346	=	693	0	11	No	
17:15 - 18:15	329	+	323	=	652	0	7	No	
14:30 - 15:30	326	+	315	=	641	0	29	No	
17:30 - 18:30	295	+	328	=	623	0	5	No	
14:15 - 15:15	301	+	309	=	610	0	32	No	
14:00 - 15:00	290	+	279	=	569	0	29	No	
17:45 - 18:45	265	+	294	=	559	0	1	No	
06:45 - 07:45	271	+	286	=	557	0	19	No	
07:00 - 08:00	266	+	273	=	539	0	17	No	
06:30 - 07:30	251	+	262	=	513	0	18	No	
13:45 - 14:45	261	+	244	=	505	0	25	No	
07:15 - 08:15	251	+	250	=	501	0	16	No	
18:00 - 19:00	245	+	256	=	501	0	0	No	
06:15 - 07:15	243	+	247	=	490	0	19	No	
07:30 - 08:30	244	+	221	=	465	0	14	No	
18:15 - 19:15	207	+	256	=	463	0	0	No	
08:30 - 09:30	245	+	209	=	454	0	12	No	
13:30 - 14:30	220	+	228	=	448	0	20	No	
06:00 - 07:00	225		212		437	0	23	No	

ANOKA COUNTY HIGHWAY

PC-WARRANTS

TRAFFIC SIGNAL WARRANT ANALYSIS

Study Name: TMC 2348

Study Date : 05/25/2023

Warrant 1C Combination of Warrants

Description

Intended for sites where the traffic volumes don't meet individual warrants but where Warrants 1A and 1B are both met to 80% of their stated values.

Summary

Only 0 hours meet 1A minimums.
Only 2 hours meet 1B minimums.
Warrant is NOT met.

Site Data Required

Rural Settings Apply = **True**
Number of Major Lanes = **1**
Number of Minor Lanes = **1**

Volume Requirements

Rural Factor of 70% applied
Warrant 1A 1B
Veh/Hr Major = **280 420**

Veh/Hr Minor = **84 42**

Major Road CSAH 22

Minor Road Tamarack St

Time	Major EB	+	Major WB	=	Total	Minor NB	Minor SB	Met1A?
15:30 - 16:30	389	+	414	=	803	0	69	No
16:00 - 17:00	368	+	426	=	794	0	45	No
16:15 - 17:15	365	+	423	=	788	0	27	No
15:15 - 16:15	381	+	393	=	774	0	70	No
15:45 - 16:45	365	+	406	=	771	0	49	No
16:45 - 17:45	374	+	384	=	758	0	18	No
16:30 - 17:30	359	+	393	=	752	0	24	No
15:00 - 16:00	351	+	379	=	730	0	56	No
14:45 - 15:45	347	+	361	=	708	0	51	No
17:00 - 18:00	347	+	346	=	693	0	11	No
17:15 - 18:15	329	+	323	=	652	0	7	No
14:30 - 15:30	326	+	315	=	641	0	29	No

Time	Major EB	+	Major WB	=	Total	Minor NB	Minor SB	Met1B?
15:45 - 16:45	365	+	406	=	771	0	49	Yes
14:45 - 15:45	347	+	361	=	708	0	51	Yes
16:45 - 17:45	374	+	384	=	758	0	18	No
17:00 - 18:00	347	+	346	=	693	0	11	No
17:15 - 18:15	329	+	323	=	652	0	7	No
14:30 - 15:30	326	+	315	=	641	0	29	No
17:30 - 18:30	295	+	328	=	623	0	5	No
14:15 - 15:15	301	+	309	=	610	0	32	No
14:00 - 15:00	290	+	279	=	569	0	29	No
17:45 - 18:45	265	+	294	=	559	0	1	No
06:45 - 07:45	271	+	286	=	557	0	19	No
07:00 - 08:00	266	+	273	=	539	0	17	No

ANOKA COUNTY HIGHWAY

PC-WARRANTS

TRAFFIC SIGNAL WARRANT ANALYSIS

Study Name: TMC 2348

Study Date : 05/25/2023

Warrant 2 - Four Hour Volumes

Description

Intended for sites where the volume of intersecting traffic during any four hours of the day is the principal reason for consideration of a signal installation.

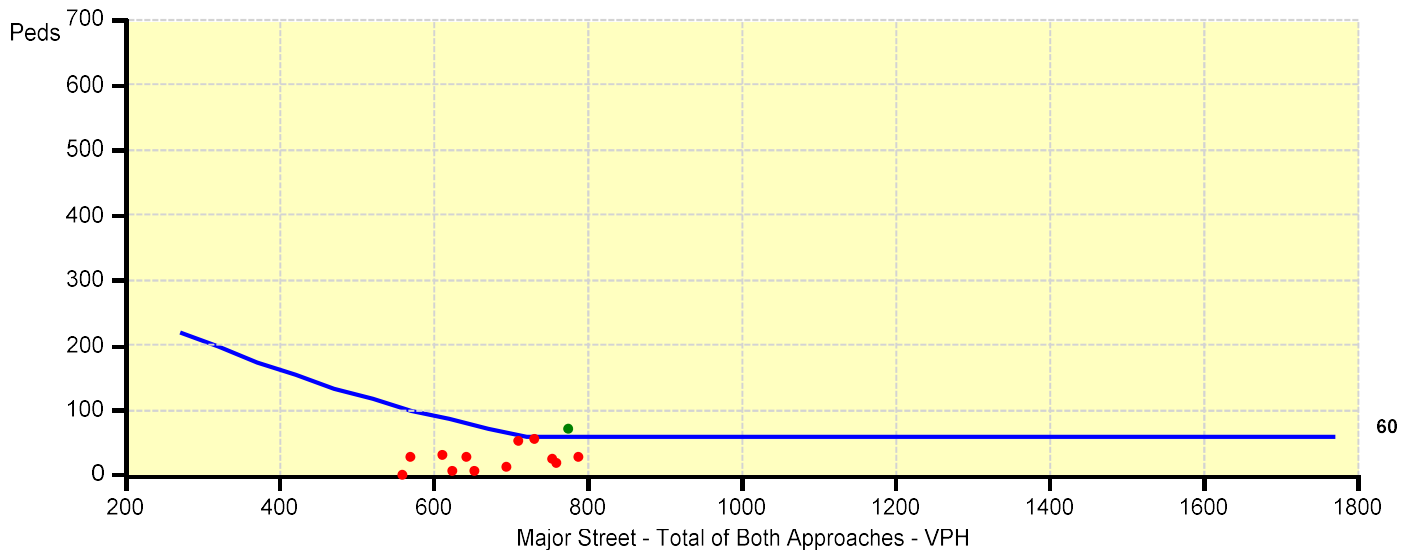
Summary

Only 1 one hour periods meet minimums.
Warrant is NOT met.

Site Data Required

Rural Settings Apply = **True**
 Number of Major Lanes = **1**
 Number of Minor Lanes = **1**

Time	Major Road CSAH 22				Total	Minor Road Tamarack St		Met?
	Major EB	+	Major WB	=		Minor NB	Minor SB	
15:15 - 16:15	381	+	393	=	774	0	70	Yes
16:15 - 17:15	365	+	423	=	788	0	27	No
16:45 - 17:45	374	+	384	=	758	0	18	No
16:30 - 17:30	359	+	393	=	752	0	24	No
15:00 - 16:00	351	+	379	=	730	0	56	No
14:45 - 15:45	347	+	361	=	708	0	51	No
17:00 - 18:00	347	+	346	=	693	0	11	No
17:15 - 18:15	329	+	323	=	652	0	7	No
14:30 - 15:30	326	+	315	=	641	0	29	No
17:30 - 18:30	295	+	328	=	623	0	5	No
14:15 - 15:15	301	+	309	=	610	0	32	No
14:00 - 15:00	290	+	279	=	569	0	29	No



ANOKA COUNTY HIGHWAY

PC-WARRANTS

TRAFFIC SIGNAL WARRANT ANALYSIS

Study Name: TMC 2348

Study Date : 05/25/2023

Warrant 3B - Peak Hour Volumes

Description

Intended for sites where the volume of intersecting traffic during one hour of the day is the principal reason for consideration of a signal installation.

Summary

Only 0 one hour periods meet minimums.
Warrant is NOT met.

Site Data Required

Rural Settings Apply = **True**
 Number of Major Lanes = **1**
 Number of Minor Lanes = **1**

Time	Major Road CSAH 22				Total	Minor Road Tamarack St		Met?
	Major EB	+	Major WB	=		Minor NB	Minor SB	
15:30 - 16:30	389	+	414	=	803	0	69	No
16:00 - 17:00	368	+	426	=	794	0	45	No
16:15 - 17:15	365	+	423	=	788	0	27	No
15:15 - 16:15	381	+	393	=	774	0	70	No
15:45 - 16:45	365	+	406	=	771	0	49	No
16:45 - 17:45	374	+	384	=	758	0	18	No
16:30 - 17:30	359	+	393	=	752	0	24	No
15:00 - 16:00	351	+	379	=	730	0	56	No
14:45 - 15:45	347	+	361	=	708	0	51	No
17:00 - 18:00	347	+	346	=	693	0	11	No
17:15 - 18:15	329	+	323	=	652	0	7	No
14:30 - 15:30	326		315		641	0	29	No

