

Date : 06/21/23

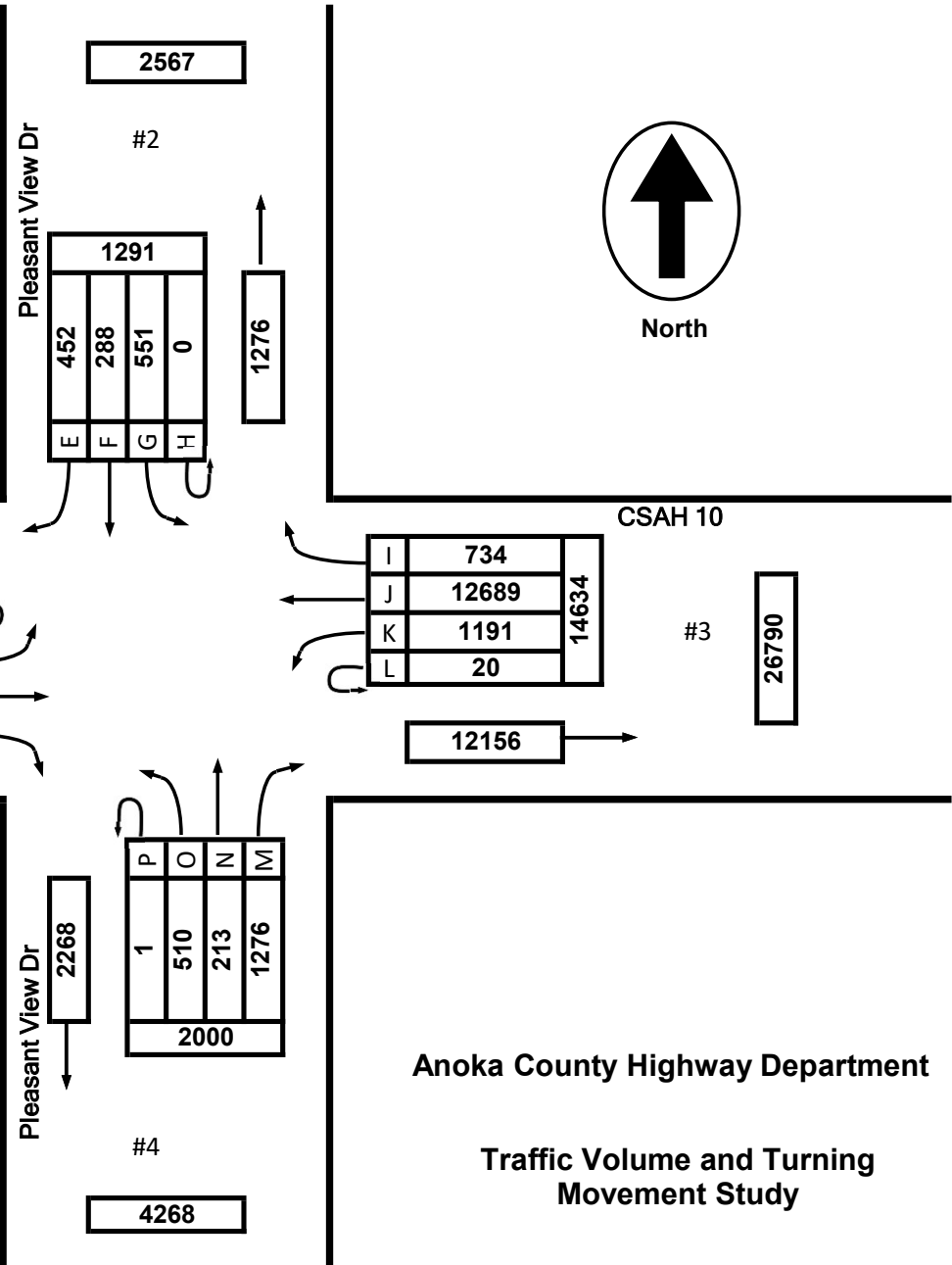
Count Number : TMC 2371

Location : CSAH 10
@ Pleasant View Dr

Collection Period : 24 HR



North



13709

25193

58	D
329	C
10309	B
788	A

CSAH 10

2567

#2

452	E
288	F
551	G
0	H
1291	

1276

Pleasant View Dr

CSAH 10

734	I
12689	J
1191	K
20	L
14634	

#3

26790

12156

1	P
510	O
213	N
1276	M
2000	

#4

2268

4268

Pleasant View Dr

Anoka County Highway Department

Traffic Volume and Turning
 Movement Study

EXISTING LANES OF APPROACH				
	RIGHT TURN LANE	LEFT TURN LANE	THRU LANES	TOTAL
#1	1	1	2	4
#2	0	1	1	2
#3	1	1	2	4
#4	1	1	1	3

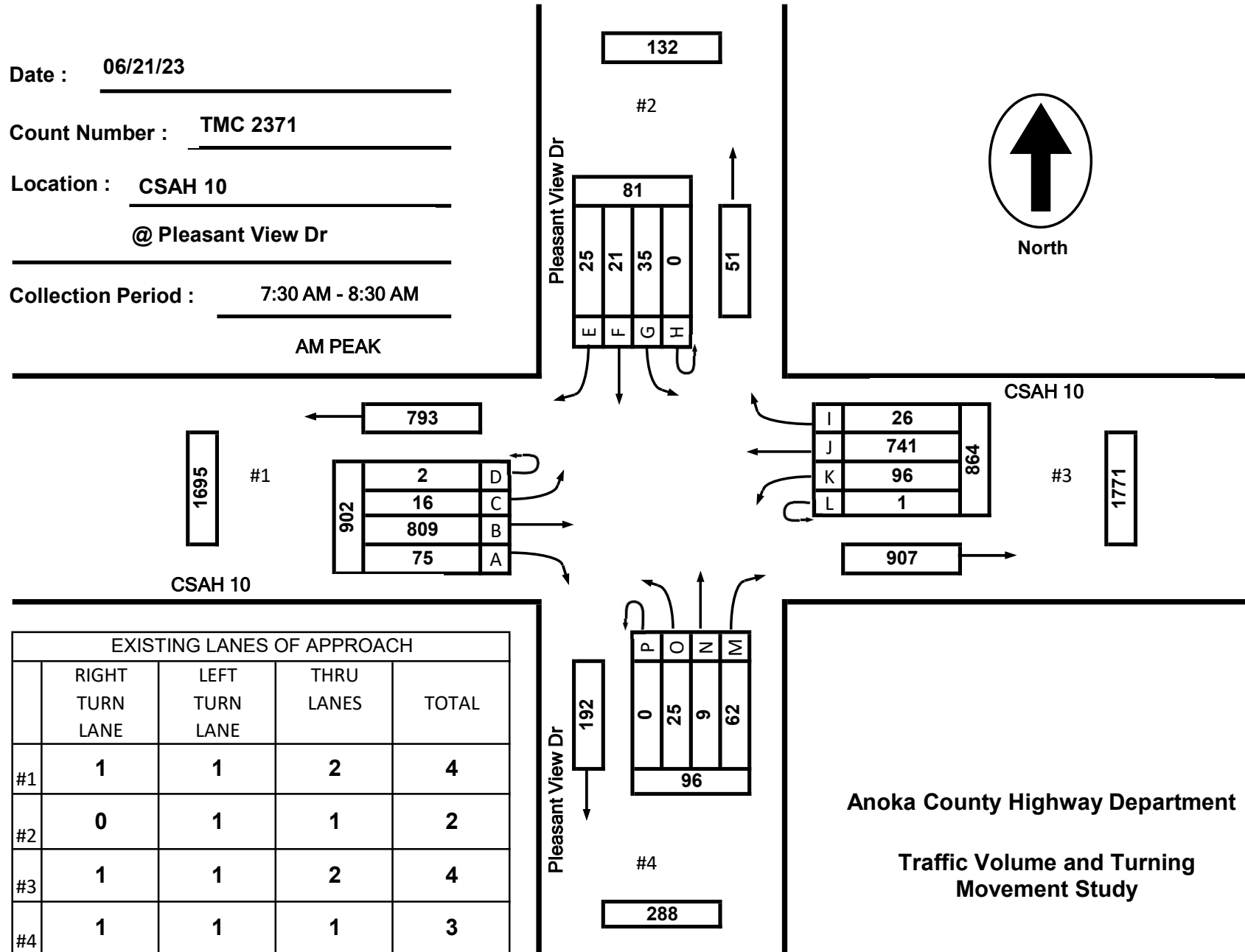

Date : 06/21/23

Count Number : TMC 2371

Location : CSAH 10
@ Pleasant View Dr

Collection Period : 7:30 AM - 8:30 AM

AM PEAK



#1

1695	←	793
902	2	D
	16	C
	809	B
	75	A

#2

132	
81	
25	E
21	F
35	G
0	H

#3

1771	→	907
864	26	I
	741	J
	96	K
	1	L

#4

192	←	288
0	P	
25	O	
9	N	
62	M	
96		

EXISTING LANES OF APPROACH				
	RIGHT TURN LANE	LEFT TURN LANE	THRU LANES	TOTAL
#1	1	1	2	4
#2	0	1	1	2
#3	1	1	2	4
#4	1	1	1	3

Anoka County Highway Department
 Traffic Volume and Turning Movement Study


Date : 06/21/23

Count Number : TMC 2371

Location : CSAH 10
@ Pleasant View Dr

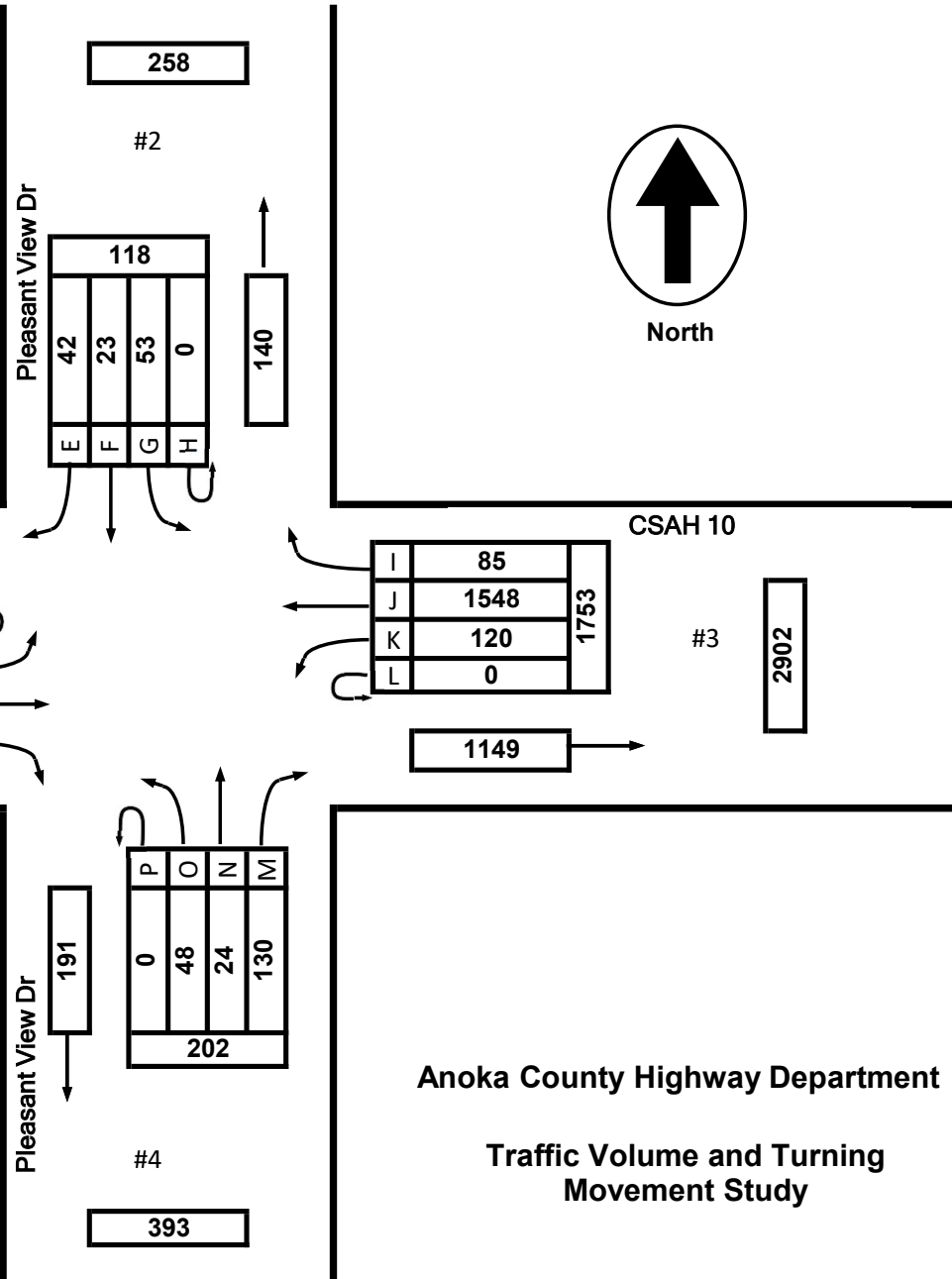
Collection Period : 4:15 PM - 5:15 PM

PM PEAK



CSAH 10

CSAH 10



EXISTING LANES OF APPROACH				
	RIGHT TURN LANE	LEFT TURN LANE	THRU LANES	TOTAL
#1	1	1	2	4
#2	0	1	1	2
#3	1	1	2	4
#4	1	1	1	3

Anoka County Highway Department

Traffic Volume and Turning Movement Study

TMC 2371 - CSAH 10 @ Pleasant View Dr

0 0

Wednesday, June 21, 2023

Time	Southbound 0						Westbound 0						Northbound 0						Eastbound 0						VEHICLE TOTAL						
	U Turns	Left Turns	Straight Through	Right Turns	Crosswalk Crossings	Vehicle Approach Total	U Turns	Left Turns	Straight Through	Right Turns	Crosswalk Crossings	Vehicle Approach Total	U Turns	Left Turns	Straight Through	Right Turns	Crosswalk Crossings	Vehicle Approach Total	U Turns	Left Turns	Straight Through	Right Turns	Crosswalk Crossings	Vehicle Approach Total							
12:00 AM	0	0	0	1	0	1	0	1	18	2	0	21	0	1	0	0	0	1	0	1	20	0	0	21	0	1	13	0	0	14	44
12:15 AM	0	0	0	0	0	0	0	2	13	2	0	17	0	0	0	0	0	0	0	1	13	0	0	14	0	1	15	1	0	17	31
12:30 AM	0	1	0	0	0	1	0	1	7	1	0	9	0	0	0	0	0	0	0	0	0	0	0	0	0	1	15	1	0	17	27
12:45 AM	0	0	1	1	0	2	0	0	15	1	0	16	0	0	0	1	0	1	0	0	6	1	0	7	0	0	6	1	0	7	26
Hourly Total	0	1	1	2	0	4	0	4	53	6	0	63	0	1	0	1	0	2	0	3	54	2	0	59	0	3	54	2	0	59	128
1:00 AM	0	4	0	2	0	6	0	0	7	1	0	8	0	0	0	1	0	1	0	2	6	1	0	9	0	2	6	1	0	9	24
1:15 AM	0	0	0	0	0	0	0	0	5	1	0	6	0	0	0	1	0	1	0	1	7	0	0	8	0	1	7	0	0	8	15
1:30 AM	0	1	0	0	0	1	0	1	7	0	0	8	0	1	0	2	0	3	0	0	11	0	0	11	0	0	11	0	0	11	23
1:45 AM	0	0	0	0	0	0	0	1	2	1	0	4	0	0	0	0	0	0	0	1	15	0	0	16	0	1	15	0	0	16	20
Hourly Total	0	5	0	2	0	7	0	2	21	3	0	26	0	1	0	4	0	5	0	4	39	1	0	44	0	4	39	1	0	44	82
2:00 AM	0	1	0	0	0	1	0	1	4	0	0	5	0	0	0	0	0	0	0	0	10	0	0	10	0	0	10	0	0	10	16
2:15 AM	0	0	0	0	0	0	0	2	10	0	0	12	0	0	0	0	0	0	0	0	8	1	0	9	0	0	8	1	0	9	21
2:30 AM	0	0	0	0	0	0	0	0	5	0	0	5	0	0	0	1	0	1	0	0	8	2	0	10	0	0	8	2	0	10	16
2:45 AM	0	0	0	1	0	1	0	0	5	0	0	5	0	0	0	1	0	1	0	0	7	1	0	8	0	0	7	1	0	8	15
Hourly Total	0	1	0	1	0	2	0	3	24	0	0	27	0	0	0	2	0	2	0	0	33	4	0	37	0	0	33	4	0	37	68
3:00 AM	0	0	0	0	0	0	0	1	10	0	0	11	0	0	0	1	0	1	0	0	7	2	0	9	0	0	7	2	0	9	21
3:15 AM	0	1	0	0	0	1	0	0	3	2	0	5	0	0	1	1	0	2	0	0	4	0	0	4	0	0	4	0	0	4	12
3:30 AM	0	0	0	2	0	2	0	0	10	0	0	10	0	2	0	1	0	3	0	0	36	0	0	36	0	0	36	0	0	36	51
3:45 AM	0	0	0	1	0	1	0	3	8	1	0	12	0	0	0	0	0	0	0	0	18	0	0	18	0	0	18	0	0	18	31
Hourly Total	0	1	0	3	0	4	0	4	31	3	0	38	0	2	1	3	0	6	0	0	65	2	0	67	0	0	65	2	0	67	115
4:00 AM	0	1	0	0	0	1	0	1	21	0	0	22	0	0	0	1	0	1	0	0	13	0	0	13	0	0	13	0	0	13	37
4:15 AM	0	0	0	1	0	1	0	1	18	2	0	21	0	1	0	1	0	2	0	2	19	1	0	22	0	2	19	1	0	22	46
4:30 AM	0	2	0	1	0	3	0	1	34	2	0	37	0	0	0	4	0	4	0	0	23	1	0	24	0	0	23	1	0	24	68
4:45 AM	0	1	1	0	0	2	0	2	50	3	0	55	0	2	0	2	0	4	0	1	29	4	0	34	0	1	29	4	0	34	95
Hourly Total	0	4	1	2	0	7	0	5	123	7	0	135	0	3	0	8	0	11	0	3	84	6	0	93	0	3	84	6	0	93	246
5:00 AM	0	2	1	2	0	5	0	3	29	1	0	33	0	3	0	1	0	4	0	0	35	1	0	36	0	0	35	1	0	36	78
5:15 AM	0	2	1	1	0	4	0	1	51	2	0	54	0	2	1	10	0	13	0	0	61	5	0	66	0	0	61	5	0	66	137
5:30 AM	0	4	1	0	0	5	0	3	82	0	0	85	0	2	1	6	0	9	0	0	77	4	0	81	0	0	77	4	0	81	180
5:45 AM	0	4	1	5	0	10	0	8	68	1	0	77	0	2	1	3	0	6	0	0	99	5	1	104	0	0	99	5	1	104	197
Hourly Total	0	12	4	8	0	24	0	15	230	4	0	249	0	9	3	20	0	32	0	0	272	15	1	287	0	0	272	15	1	287	592
6:00 AM	0	1	4	3	0	8	0	5	76	8	0	89	0	3	0	7	0	10	0	2	94	7	0	103	0	2	94	7	0	103	210
6:15 AM	0	6	3	6	0	15	0	10	70	6	0	86	0	3	0	15	0	18	0	2	114	18	0	134	0	2	114	18	0	134	253
6:30 AM	0	7	2	4	0	13	0	12	97	7	0	116	0	2	2	17	0	21	0	1	148	15	0	164	0	1	148	15	0	164	314
6:45 AM	0	8	4	10	0	22	0	11	120	12	0	143	0	4	1	10	0	15	1	5	156	24	0	186	0	5	156	24	0	186	366
Hourly Total	0	22	13	23	0	58	0	38	363	33	0	434	0	12	3	49	0	64	1	10	512	64	0	587	1	10	512	64	0	587	1143
7:00 AM	0	7	6	7	0	20	0	18	111	15	0	144	0	5	3	12	0	20	0	3	178	14	0	195	0	3	178	14	0	195	379
7:15 AM	0	7	4	9	0	20	0	9	165	7	0	181	0	7	1	24	0	32	0	3	167	14	0	184	0	3	167	14	0	184	417
7:30 AM	0	10	4	8	0	22	1	16	193	4	0	214	0	6	1	18	0	25	1	2	217	13	0	233	0	2	217	13	0	233	494
7:45 AM	0	7	5	7	0	19	0	38	204	7	0	249	0	4	3	17	0	24	0	2	240	30	0	272	0	2	240	30	0	272	564
Hourly Total	0	31	19	31	0	81	1	81	673	33	0	788	0	22	8	71	0	101	1	10	802	71	0	884	1	10	802	71	0	884	1854

TMC 2371 - CSAH 10 @ Pleasant View Dr

0 0

Wednesday, June 21, 2023

Time	Southbound 0						Westbound 0						Northbound 0						Eastbound 0						VEHICLE TOTAL
	U Turns	Left Turns	Straight Through	Right Turns	Crosswalk Crossings	Vehicle Approach Total	U Turns	Left Turns	Straight Through	Right Turns	Crosswalk Crossings	Vehicle Approach Total	U Turns	Left Turns	Straight Through	Right Turns	Crosswalk Crossings	Vehicle Approach Total	U Turns	Left Turns	Straight Through	Right Turns	Crosswalk Crossings	Vehicle Approach Total	
8:00 AM	0	8	9	1	0	18	0	24	163	5	0	192	0	7	2	14	0	23	1	7	183	19	0	210	443
8:15 AM	0	10	3	9	0	22	0	18	181	10	0	209	0	8	3	13	0	24	0	5	169	13	0	187	442
8:30 AM	0	9	6	3	0	18	0	27	165	11	1	203	0	6	2	13	0	21	2	7	141	13	0	163	405
8:45 AM	0	10	6	6	0	22	0	14	180	7	0	201	0	6	2	15	0	23	0	5	132	16	0	153	399
Hourly Total	0	37	24	19	0	80	0	83	689	33	1	805	0	27	9	55	0	91	3	24	625	61	0	713	1689
9:00 AM	0	11	5	8	0	24	0	16	139	17	0	172	0	3	5	20	0	28	1	2	109	6	0	118	342
9:15 AM	0	9	5	8	0	22	0	16	144	7	0	167	0	9	2	10	0	21	3	6	135	14	0	158	368
9:30 AM	0	10	1	6	0	17	0	19	129	9	1	157	0	8	3	12	0	23	1	5	105	9	0	120	317
9:45 AM	0	7	5	6	0	18	0	20	133	13	0	166	0	6	4	13	0	23	0	3	123	13	0	139	346
Hourly Total	0	37	16	28	0	81	0	71	545	46	1	662	0	26	14	55	0	95	5	16	472	42	0	535	1373
10:00 AM	0	8	5	7	0	20	1	16	128	12	0	157	0	9	3	15	0	27	1	5	104	7	0	117	321
10:15 AM	0	4	1	4	1	9	0	11	127	11	1	149	0	6	2	21	0	29	1	4	129	14	0	148	335
10:30 AM	0	12	11	9	0	32	0	20	149	9	0	178	0	2	2	23	0	27	1	8	126	16	0	151	388
10:45 AM	0	5	7	5	0	17	0	18	125	12	0	155	0	4	4	21	0	29	0	3	130	10	0	143	344
Hourly Total	0	29	24	25	1	78	1	65	529	44	1	639	0	21	11	80	0	112	3	20	489	47	0	559	1388
11:00 AM	0	13	1	7	0	21	0	14	156	14	0	184	0	5	6	27	0	38	1	1	123	8	0	133	376
11:15 AM	0	6	4	12	0	22	0	24	136	14	0	174	0	6	2	24	0	32	1	3	133	12	0	149	377
11:30 AM	0	6	5	10	0	21	0	17	155	23	0	195	0	4	2	24	0	30	3	7	147	12	0	169	415
11:45 AM	0	8	1	4	0	13	1	16	166	10	0	193	0	12	0	17	0	29	2	4	123	15	0	144	379
Hourly Total	0	33	11	33	0	77	1	71	613	61	0	746	0	27	10	92	0	129	7	15	526	47	0	595	1547
12:00 PM	0	9	7	8	0	24	0	29	176	10	0	215	0	16	1	21	0	38	1	4	157	13	0	175	452
12:15 PM	0	8	4	8	0	20	0	19	210	8	0	237	0	6	5	18	0	29	2	3	156	12	0	173	459
12:30 PM	0	12	7	7	0	26	0	13	163	18	0	194	0	6	1	17	0	24	2	7	159	8	0	176	420
12:45 PM	0	9	2	10	0	21	1	18	195	11	0	225	0	3	4	26	0	33	0	7	144	13	0	164	443
Hourly Total	0	38	20	33	0	91	1	79	744	47	0	871	0	31	11	82	0	124	5	21	616	46	0	688	1774
1:00 PM	0	8	4	12	0	24	1	15	190	9	0	215	0	9	3	16	0	28	3	5	141	13	0	162	429
1:15 PM	0	9	5	6	0	20	1	14	173	15	0	203	0	7	5	30	0	42	1	9	169	11	0	190	455
1:30 PM	0	10	5	10	0	25	1	15	184	8	0	208	0	18	4	19	0	41	2	7	164	18	0	191	465
1:45 PM	0	6	4	8	0	18	0	16	174	14	0	204	0	6	4	19	0	29	3	8	148	10	0	169	420
Hourly Total	0	33	18	36	0	87	3	60	721	46	0	830	0	40	16	84	0	140	9	29	622	52	0	712	1769
2:00 PM	0	12	15	7	0	34	0	18	177	12	0	207	0	12	6	23	0	41	2	13	126	8	0	149	431
2:15 PM	0	8	6	8	0	22	1	26	230	12	1	269	0	5	4	26	0	35	1	8	154	13	0	176	502
2:30 PM	0	9	9	9	0	27	1	32	216	15	0	264	0	4	5	22	0	31	1	6	166	11	0	184	506
2:45 PM	0	13	5	10	0	28	0	22	209	17	0	248	0	7	7	17	0	31	0	8	163	13	0	184	491
Hourly Total	0	42	35	34	0	111	2	98	832	56	1	988	0	28	22	88	0	138	4	35	609	45	0	693	1930
3:00 PM	0	17	12	12	0	41	0	23	257	23	0	303	0	16	5	34	0	55	1	5	182	16	0	204	603
3:15 PM	0	12	6	12	0	30	0	23	256	14	0	293	0	11	7	24	0	42	1	6	178	13	1	198	563
3:30 PM	0	18	8	11	0	37	1	16	320	19	2	356	0	16	4	43	2	63	0	10	222	15	0	247	703
3:45 PM	0	7	12	8	0	27	0	24	323	18	0	365	0	12	7	24	0	43	2	7	208	16	0	233	668
Hourly Total	0	54	38	43	0	135	1	86	1156	74	2	1317	0	55	23	125	2	203	4	28	790	60	1	882	2537

**TMC 2371 - CSAH 10 @ Pleasant View Dr
0 0**

Wednesday, June 21, 2023

Time	Southbound 0						Westbound 0						Northbound 0						Eastbound 0						VEHICLE TOTAL
	U Turns	Left Turns	Straight Through	Right Turns	Crosswalk Crossings	Vehicle Approach Total	U Turns	Left Turns	Straight Through	Right Turns	Crosswalk Crossings	Vehicle Approach Total	U Turns	Left Turns	Straight Through	Right Turns	Crosswalk Crossings	Vehicle Approach Total	U Turns	Left Turns	Straight Through	Right Turns	Crosswalk Crossings	Vehicle Approach Total	
4:00 PM	0	13	6	13	0	32	0	24	362	17	0	403	0	15	12	31	0	58	0	6	238	14	0	258	751
4:15 PM	0	16	7	10	0	33	0	36	402	16	1	454	0	10	5	37	1	52	2	3	244	12	0	261	800
4:30 PM	0	8	5	4	0	17	0	34	398	19	0	451	0	17	10	33	0	60	2	14	224	12	0	252	780
4:45 PM	0	14	6	9	0	29	0	22	383	25	0	430	0	7	3	28	0	38	0	9	257	13	0	279	776
Hourly Total	0	51	24	36	0	111	0	116	1545	77	1	1738	0	49	30	129	1	208	4	32	963	51	0	1050	3107
5:00 PM	0	15	5	19	0	39	0	28	365	25	0	418	0	14	6	32	0	52	0	5	241	11	0	257	766
5:15 PM	0	14	6	15	0	35	0	17	339	20	0	376	0	15	4	19	0	38	1	6	201	8	0	216	665
5:30 PM	0	6	1	3	0	10	0	28	353	12	0	393	0	7	6	21	0	34	0	8	186	19	0	213	650
5:45 PM	0	8	5	5	0	18	1	19	270	7	1	297	0	11	5	20	0	36	1	5	158	11	0	175	526
Hourly Total	0	43	17	42	0	102	1	92	1327	64	1	1484	0	47	21	92	0	160	2	24	786	49	0	861	2607
6:00 PM	0	7	3	1	0	11	0	16	266	8	1	290	0	7	5	17	0	29	0	4	136	6	0	146	476
6:15 PM	0	7	1	7	0	15	1	18	198	12	1	229	0	10	2	18	0	30	0	4	146	16	0	166	440
6:30 PM	0	4	3	5	0	12	2	16	168	4	0	190	0	6	4	20	0	30	0	2	127	10	0	139	371
6:45 PM	0	4	1	5	0	10	0	15	167	8	0	190	0	11	2	15	0	28	1	4	126	9	0	140	368
Hourly Total	0	22	8	18	0	48	3	65	799	32	2	899	0	34	13	70	0	117	1	14	535	41	0	591	1655
7:00 PM	0	6	2	4	0	12	0	19	149	4	0	172	0	4	3	26	0	33	3	6	102	7	0	118	335
7:15 PM	0	7	1	1	0	9	0	12	154	3	1	169	0	9	1	13	0	23	1	4	129	6	0	140	341
7:30 PM	0	2	0	4	0	6	2	9	140	4	1	155	0	5	1	12	0	18	0	2	135	5	0	142	321
7:45 PM	0	7	4	6	0	17	2	12	118	3	1	135	0	6	2	6	0	14	2	5	118	6	0	131	297
Hourly Total	0	22	7	15	0	44	4	52	561	14	3	631	0	24	7	57	0	88	6	17	484	24	0	531	1294
8:00 PM	0	3	1	5	0	9	0	11	126	6	0	143	0	10	4	11	0	25	0	1	115	6	0	122	299
8:15 PM	0	3	0	3	0	6	0	6	130	8	0	144	1	3	2	8	0	14	0	2	93	6	0	101	265
8:30 PM	0	11	2	1	0	14	1	9	118	6	0	134	0	6	0	13	0	19	0	2	82	4	0	88	255
8:45 PM	0	1	0	2	0	3	0	15	91	6	0	112	0	6	1	15	0	22	1	4	74	10	0	89	226
Hourly Total	0	18	3	11	0	32	1	41	465	26	0	533	1	25	7	47	0	80	1	9	364	26	0	400	1045
9:00 PM	0	3	0	0	0	3	0	7	91	7	0	105	0	4	0	10	0	14	0	5	89	4	0	98	220
9:15 PM	0	2	1	0	0	3	0	9	87	4	0	100	0	3	1	8	0	12	0	0	92	4	0	96	211
9:30 PM	0	1	1	2	0	4	0	2	83	1	0	86	0	3	1	7	0	11	0	2	57	2	0	61	162
9:45 PM	0	3	0	0	0	3	1	6	72	3	0	82	0	2	0	10	0	12	0	1	56	6	0	63	160
Hourly Total	0	9	2	2	0	13	1	24	333	15	0	373	0	12	2	35	0	49	0	8	294	16	0	318	753
10:00 PM	0	2	0	2	0	4	0	5	62	5	0	72	0	1	0	6	0	7	0	1	51	3	0	55	138
10:15 PM	0	2	1	1	0	4	0	3	56	1	0	60	0	0	1	9	0	10	0	0	61	3	0	64	138
10:30 PM	0	0	0	1	0	1	0	9	50	0	0	59	0	7	1	4	0	12	0	0	45	3	0	48	120
10:45 PM	0	0	0	0	0	0	0	4	40	1	0	45	0	3	0	1	0	4	0	1	29	1	0	31	80
Hourly Total	0	4	1	4	0	9	0	21	208	7	0	236	0	11	2	20	0	33	0	2	186	10	0	198	476
11:00 PM	0	0	1	0	0	1	0	7	36	0	0	43	0	2	0	2	0	4	1	2	25	3	0	31	79
11:15 PM	0	0	1	0	0	1	0	4	27	2	0	33	0	0	0	2	0	2	1	0	22	1	0	24	60
11:30 PM	0	1	0	1	0	2	0	1	20	1	0	22	0	1	0	1	0	2	0	2	22	0	0	24	50
11:45 PM	0	1	0	0	0	1	0	3	21	0	0	24	0	0	0	2	0	2	0	1	18	2	0	21	48
Hourly Total	0	2	2	1	0	5	0	15	104	3	0	122	0	3	0	7	0	10	2	5	87	6	0	100	237
DAILY TOTAL	0	551	288	452	1	1291	20	1191	12689	734	13	14634	1	510	213	1276	3	2000	58	329	10309	788	2	11484	29409
Cars	0	525	281	428	1	1234	20	1163	12358	695	8	14236	1	491	201	1254	3	1947	46	323	9990	757	0	11116	28533
Heavy Vehicles	0	26	7	24	0	57	0	28	331	39	5	398	0	19	12	22	0	53	12	6	319	31	2	368	876
Heavy Vehicle %	0.00%	4.72%	2.43%	5.31%	0.00%	4.42%	0.00%	2.35%	2.61%	5.31%	38.46%	2.72%	0.00%	3.73%	5.63%	1.72%	0.00%	2.65%	20.69%	1.82%	3.09%	3.93%	100.00%	3.20%	2.98%

**TMC 2371 - CSAH 10 @ Pleasant View Dr
0 0**

Wednesday, June 21, 2023

AM Peak Hour

Time	Southbound						Westbound						Northbound						Eastbound						VEHICLE TOTAL
	U Turns	Left Turns	Straight Through	Right Turns	Crosswalk Crossings	Vehicle Approach Total	U Turns	Left Turns	Straight Through	Right Turns	Crosswalk Crossings	Vehicle Approach Total	U Turns	Left Turns	Straight Through	Right Turns	Crosswalk Crossings	Vehicle Approach Total	U Turns	Left Turns	Straight Through	Right Turns	Crosswalk Crossings	Vehicle Approach Total	
7:30 AM	0	10	4	8	0	22	1	16	193	4	0	214	0	6	1	18	0	25	1	2	217	13	0	233	494
7:45 AM	0	7	5	7	0	19	0	38	204	7	0	249	0	4	3	17	0	24	0	2	240	30	0	272	564
8:00 AM	0	8	9	1	0	18	0	24	163	5	0	192	0	7	2	14	0	23	1	7	183	19	0	210	443
8:15 AM	0	10	3	9	0	22	0	18	181	10	0	209	0	8	3	13	0	24	0	5	169	13	0	187	442
Peak Hour Total	0	35	21	25	0	81	1	96	741	26	0	864	0	25	9	62	0	96	2	16	809	75	0	902	1943
PHF	0.000	0.875	0.583	0.694	0.000	0.920	0.250	0.632	0.908	0.650	0.000	0.867	0.000	0.781	0.750	0.861	0.000	0.960	0.500	0.571	0.843	0.625	0.000	0.829	0.861

PM Peak Hour

Time	Southbound						Westbound						Northbound						Eastbound						VEHICLE TOTAL
	U Turns	Left Turns	Straight Through	Right Turns	Crosswalk Crossings	Vehicle Approach Total	U Turns	Left Turns	Straight Through	Right Turns	Crosswalk Crossings	Vehicle Approach Total	U Turns	Left Turns	Straight Through	Right Turns	Crosswalk Crossings	Vehicle Approach Total	U Turns	Left Turns	Straight Through	Right Turns	Crosswalk Crossings	Vehicle Approach Total	
4:15 PM	0	16	7	10	0	33	0	36	402	16	1	454	0	10	5	37	1	52	2	3	244	12	0	261	800
4:30 PM	0	8	5	4	0	17	0	34	398	19	0	451	0	17	10	33	0	60	2	14	224	12	0	252	780
4:45 PM	0	14	6	9	0	29	0	22	383	25	0	430	0	7	3	28	0	38	0	9	257	13	0	279	776
5:00 PM	0	15	5	19	0	39	0	28	365	25	0	418	0	14	6	32	0	52	0	5	241	11	0	257	766
Peak Hour Total	0	53	23	42	0	118	0	120	1548	85	1	1753	0	48	24	130	1	202	4	31	966	48	0	1049	3122
PHF	0.000	0.828	0.821	0.553	0.000	0.756	0.000	0.833	0.963	0.850	0.250	0.965	0.000	0.706	0.600	0.878	0.250	0.842	0.500	0.554	0.940	0.923	0.000	0.940	0.976

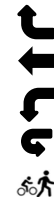
Total Vehicles On Leg				2567	
Vehicles Entering Intersection		1291	Vehicles Exiting Intersection		1276
Southbound					
Cars	428	281	525	0	1
Heavy	24	7	26	0	0
Total	452	288	551	0	1



Total Vehicles on Leg 25193	Vehicles Entering Intersection 11484	Eastbound	Cars	Heavy	Total	
			0	2	2	
	46		12	58		
	323		6	329		
	Vehicles Exiting Intersection 13709		9990	319	10309	
757	31	788				

Daily Volumes

Cars	Heavy	Total	Westbound	Vehicles Entering Intersection 14634	Total Vehicles on Leg 26790
695	39	734			
12358	331	12689			
1163	28	1191			
20	0	20			
8	5	13	Vehicles Exiting Intersection 12156		



Cars	3	1	491	201	1254
Heavy	0	0	19	12	22
Total	3	1	510	213	1276
Northbound					
Vehicles Entering Intersection 2000			Vehicles Exiting Intersection 2268		
Total Vehicles On Leg			4268		



Heavy Vehicles

Date	Time	Southbound						Westbound						Northbound						Eastbound					
		U Turns	Left Turns	Straight Through	Right Turns	EB Bicycles in Crosswalk	WB Bicycles in Crosswalk	U Turns	Left Turns	Straight Through	Right Turns	NB Bicycles in Crosswalk	SB Bicycles in Crosswalk	U Turns	Left Turns	Straight Through	Right Turns	EB Bicycles in Crosswalk	WB Bicycles in Crosswalk	U Turns	Left Turns	Straight Through	Right Turns	NB Bicycles in Crosswalk	SB Bicycles in Crosswalk
06/21/2023	0:00	0	0	0	0	0	0	0	0	0	0	0	0	0	0	0	0	0	0	0	0	0	0	0	0
	0:15	0	0	0	0	0	0	0	0	0	0	0	0	0	0	0	0	0	0	0	0	1	0	0	0
	0:30	0	0	0	0	0	0	0	0	2	0	0	0	0	0	0	0	0	0	0	0	0	0	0	0
	0:45	0	0	0	0	0	0	0	0	1	0	0	0	0	0	0	0	0	0	0	0	0	0	0	0
	1:00	0	0	0	0	0	0	0	0	1	0	0	0	0	0	0	0	0	0	0	0	1	0	0	0
	1:15	0	0	0	0	0	0	0	0	0	0	0	0	0	0	0	0	0	0	0	0	0	0	0	0
	1:30	0	0	0	0	0	0	0	0	0	0	0	0	0	0	0	1	0	0	0	0	0	0	0	0
	1:45	0	0	0	0	0	0	0	0	0	0	0	0	0	0	0	0	0	0	0	0	1	0	0	0
	2:00	0	1	0	0	0	0	0	0	1	0	0	0	0	0	0	0	0	0	0	0	0	0	0	0
	2:15	0	0	0	0	0	0	0	0	0	0	0	0	0	0	0	0	0	0	0	0	0	0	0	0
	2:30	0	0	0	0	0	0	0	0	0	0	0	0	0	0	0	0	0	0	0	0	2	0	0	0
	2:45	0	0	0	0	0	0	0	0	0	0	0	0	0	0	0	0	0	0	0	0	1	0	0	0
	3:00	0	0	0	0	0	0	0	0	2	0	0	0	0	0	0	0	0	0	0	0	1	0	0	0
	3:15	0	0	0	0	0	0	0	0	0	0	0	0	0	0	0	0	0	0	0	0	0	0	0	0
	3:30	0	0	0	0	0	0	0	0	0	0	0	0	0	0	0	0	0	0	0	0	5	0	0	0
	3:45	0	0	0	0	0	0	0	0	1	0	0	0	0	0	0	0	0	0	0	0	1	0	0	0
	4:00	0	0	0	0	0	0	0	0	1	0	0	0	0	0	0	0	0	0	0	0	1	0	0	0
	4:15	0	0	0	0	0	0	0	0	1	0	0	0	0	0	0	0	0	0	0	0	3	0	0	0
	4:30	0	0	0	0	0	0	0	0	0	0	0	0	0	0	0	0	0	0	0	0	2	0	0	0
	4:45	0	0	0	0	0	0	0	0	1	0	0	0	0	0	0	0	0	0	0	0	3	0	0	0
	5:00	0	0	0	0	0	0	0	0	1	0	0	0	0	0	0	0	0	0	0	0	1	0	0	0
	5:15	0	1	0	0	0	0	0	0	1	0	0	0	0	0	0	1	0	0	0	0	0	0	0	0
	5:30	0	0	1	0	0	0	0	1	2	0	0	0	0	0	0	0	0	0	0	0	2	0	0	0
	5:45	0	0	0	0	0	0	0	0	0	0	0	0	0	0	0	1	0	0	0	0	5	0	1	0
	6:00	0	0	0	0	0	0	0	1	4	0	0	0	0	0	0	0	0	0	0	0	2	0	0	0
	6:15	0	0	0	0	0	0	0	0	1	0	0	0	0	0	0	0	0	0	0	0	4	0	0	0
	6:30	0	2	0	1	0	0	0	0	5	0	0	0	0	0	0	1	0	0	0	0	3	0	0	0
	6:45	0	2	0	4	0	0	0	1	0	1	0	0	0	0	0	0	0	0	0	0	6	0	0	0
	7:00	0	2	3	2	0	0	0	1	2	1	0	0	0	0	0	0	0	0	0	1	7	0	0	0
	7:15	0	2	0	0	0	0	0	1	7	0	0	0	0	0	0	0	0	0	0	0	2	0	0	0
	7:30	0	0	0	0	0	0	0	1	12	0	0	0	0	0	1	0	0	0	0	0	4	1	0	0
	7:45	0	0	0	1	0	0	0	0	4	1	0	0	0	0	0	0	0	0	0	0	11	1	0	0
	8:00	0	1	0	0	0	0	0	1	5	1	0	0	0	0	3	1	1	0	0	0	6	0	0	0
	8:15	0	1	0	1	0	0	0	0	10	1	0	0	0	0	0	0	0	0	0	0	5	1	0	0
	8:30	0	1	0	0	0	0	0	0	4	1	0	0	0	0	0	0	1	0	0	1	4	0	0	0
	8:45	0	1	0	0	0	0	0	0	12	2	0	0	0	0	0	0	2	0	0	0	4	1	0	0
	9:00	0	1	1	0	0	0	0	0	11	2	0	0	0	0	0	1	0	0	0	0	10	1	0	0
	9:15	0	0	0	1	0	0	0	0	2	0	0	0	0	0	0	0	0	0	2	0	9	1	0	0
	9:30	0	1	0	1	0	0	0	0	5	1	0	0	0	0	0	0	0	0	1	3	5	1	0	0
	9:45	0	0	0	1	0	0	0	2	10	0	0	0	0	0	0	1	0	0	0	0	6	1	0	0
	10:00	0	2	0	0	0	0	0	2	5	0	0	0	0	0	0	0	0	0	1	0	7	0	0	0
	10:15	0	0	0	1	0	0	0	0	6	1	0	0	0	0	1	0	0	0	0	0	3	2	0	0
	10:30	0	0	0	1	0	0	0	1	14	0	0	0	0	0	0	1	0	0	0	1	2	0	0	0
	10:45	0	0	0	0	0	0	0	0	6	0	0	0	0	0	0	0	0	0	0	0	5	0	0	0
	11:00	0	0	0	0	0	0	0	2	4	1	0	0	0	0	1	0	0	0	0	0	11	1	0	0
	11:15	0	0	0	1	0	0	0	0	6	1	0	0	0	0	1	0	0	0	0	0	12	1	0	0
	11:30	0	0	0	0	0	0	0	0	9	3	0	0	0	0	1	0	0	0	1	0	2	1	0	0
	11:45	0	1	0	1	0	0	0	3	4	0	0	0	0	0	1	0	0	0	1	0	6	1	0	0

ANOKA COUNTY HIGHWAY

PC - WARRANTS

TRAFFIC SIGNAL WARRANT ANALYSIS

Study Name: TMC 2371

Study Date : 06/26/2023

Signal Warrants - Summary

Major Street Approaches

Eastbound: CR 10

Number of Lanes : 2+

Total Approach Volume: 11,484

Westbound: CR 10

Number of Lanes :2+

Total Approach Volume: 14,634

Minor Street Approaches

Northbound: Pleasant View Dr

Number of Lanes :1

Total Approach Volume: 2,000

Southbound: Pleasant View Dr

Number of Lanes :1

Total Approach Volume: 1,291

Warrant Summary (Rural Values Apply)

Warrant 1 - Eight Hour Vehicular Volumes.....Satisfied

Warrant 1A - Minimum Vehicular Volume.....Satisfied

Required volumes reached for 9 hours, 8 are needed

Warrant 1B - Interruption of Continuous Traffic.....Satisfied

Required volumes reached for 16 hours, 8 are needed

Warrant 1C - Combination of Warrants.....Satisfied

Required 1A volumes reached for 13 hours, 8 are needed

Required 1B volumes reached for 16 hours, 8 are needed

Warrant 2 - Four Hour Volumes.....Satisfied

Number of hours (15) volumes exceed minimum >= minimum required (4).

Warrant 3 - Peak Hour.....Satisfied

Warrant 3A - Peak Hour Delay.....Satisfied

Number of one hour periods (40) volumes exceed minimum >= required (1). Delay data not evaluated.

Warrant 3B - Peak Hour Volumes.....Satisfied

Volumes exceed minimums for at least one hour period.

Warrant 4 - Pedestrian Volumes.....Not Evaluated

Warrant 5 - School Crossing.....Not Evaluated

Warrant 6 - Coordinated Signal System.....Not Evaluated

Warrant 7 - Crash Experience.....Not Evaluated

Warrant 8 - Roadway Network.....Not Evaluated

Warrant 9 - Intersection Near a Grade Crossing.....Not Evaluated

ANOKA COUNTY HIGHWAY

PC - WARRANTS

TRAFFIC SIGNAL WARRANT ANALYSIS

Study Name: TMC 2371

Study Date : 06/26/2023

Warrant 1B - Interruption of Continuous Traffic

Description

Intended for sites where the volume of the major street is so heavy that traffic on the minor street suffers excessive delay or hazard.

Summary

16 one hour periods meet minimums.
Warrant IS met.

Site Data Required

Rural Settings Apply = **True**
 Number of Major Lanes = **2 or more**
 Number of Minor Lanes = **1**

Volume Requirements

Rural Factor of 70 % applied
 Veh/Hr Major = **630**
 Veh/Hr Minor = **53**

Time	Major Road				Total	Minor Road		Met?
	Major EB	+	Major WB	=		Minor NB	Minor SB	
	CR 10					Pleasant View Dr		
15:45 - 16:45	1004	+	1673	=	2677	213	109	Yes
16:45 - 17:45	965	+	1617	=	2582	162	113	Yes
14:45 - 15:45	833	+	1200	=	2033	191	136	Yes
07:45 - 08:45	832	+	853	=	1685	92	77	Yes
17:45 - 18:45	626	+	1006	=	1632	125	56	Yes
13:45 - 14:45	678	+	944	=	1622	136	101	Yes
12:45 - 13:45	707	+	851	=	1558	144	90	Yes
11:45 - 12:45	668	+	839	=	1507	120	83	Yes
06:45 - 07:45	798	+	682	=	1480	92	84	Yes
10:45 - 11:45	594	+	708	=	1302	129	81	Yes
08:45 - 09:45	549	+	697	=	1246	95	85	Yes
18:45 - 19:45	540	+	686	=	1226	102	37	Yes
09:45 - 10:45	555	+	650	=	1205	106	79	Yes
19:45 - 20:45	442	+	556	=	998	72	46	Yes
05:45 - 06:45	505	+	368	=	873	55	46	Yes
20:45 - 21:45	344	+	403	=	747	59	13	Yes
05:30 - 06:30	422	+	337	=	759	43	38	No
05:15 - 06:15	354	+	305	=	659	38	27	No
05:00 - 06:00	287	+	249	=	536	32	24	No
21:45 - 22:45	230	+	273	=	503	41	12	No
04:45 - 05:45	217	+	227	=	444	30	16	No
22:00 - 23:00	198	+	236	=	434	33	9	No
22:15 - 23:15	174	+	207	=	381	30	6	No
04:30 - 05:30	160	+	179	=	339	25	14	No
22:30 - 23:30	134		180		314	22	3	No

ANOKA COUNTY HIGHWAY

PC - WARRANTS

TRAFFIC SIGNAL WARRANT ANALYSIS

Study Name: TMC 2371

Study Date : 06/26/2023

Warrant 1C Combination of Warrants

Description

Intended for sites where the traffic volumes don't meet individual warrants but where Warrants 1A and 1B are both met to 80% of their stated values.

Summary

13 hours meet 1A minimums.
16 hours meet 1B minimums.
Warrant IS met.

Site Data Required

Rural Settings Apply = **True**
Number of Major Lanes = **2 or more**
Number of Minor Lanes = **1**

Volume Requirements

Rural Factor of 70% applied
Warrant 1A 1B
Veh/Hr Major = **336 504**

Veh/Hr Minor = **84 42**

Major Road CR 10

Minor Road Pleasant View Dr

Time	Major EB	+	Major WB	=	Total	Minor NB	Minor SB	Met1A?
16:30 - 17:30	1004	+	1675	=	2679	188	120	Yes
15:30 - 16:30	999	+	1578	=	2577	216	129	Yes
17:30 - 18:30	700	+	1209	=	1909	129	54	Yes
14:30 - 15:30	770	+	1108	=	1878	159	126	Yes
07:30 - 08:30	902	+	864	=	1766	96	81	Yes
13:30 - 14:30	685	+	888	=	1573	146	99	Yes
12:30 - 13:30	692	+	837	=	1529	127	91	Yes
11:30 - 12:30	661	+	840	=	1501	126	78	Yes
08:30 - 09:30	592	+	743	=	1335	93	86	Yes
06:30 - 07:30	729	+	584	=	1313	88	75	Yes
10:30 - 11:30	576	+	691	=	1267	126	92	Yes
18:30 - 19:30	537		721		1258	114	43	Yes

Time	Major EB	+	Major WB	=	Total	Minor NB	Minor SB	Met1B?
16:30 - 17:30	1004	+	1675	=	2679	188	120	Yes
15:30 - 16:30	999	+	1578	=	2577	216	129	Yes
17:30 - 18:30	700	+	1209	=	1909	129	54	Yes
14:30 - 15:30	770	+	1108	=	1878	159	126	Yes
07:30 - 08:30	902	+	864	=	1766	96	81	Yes
13:30 - 14:30	685	+	888	=	1573	146	99	Yes
12:30 - 13:30	692	+	837	=	1529	127	91	Yes
11:30 - 12:30	661	+	840	=	1501	126	78	Yes
08:30 - 09:30	592	+	743	=	1335	93	86	Yes
06:30 - 07:30	729	+	584	=	1313	88	75	Yes
10:30 - 11:30	576	+	691	=	1267	126	92	Yes
18:30 - 19:30	537		721		1258	114	43	Yes

ANOKA COUNTY HIGHWAY

PC - WARRANTS

TRAFFIC SIGNAL WARRANT ANALYSIS

Study Name: TMC 2371

Study Date : 06/26/2023

Warrant 2 - Four Hour Volumes

Description

Intended for sites where the volume of intersecting traffic during any four hours of the day is the principal reason for consideration of a signal installation.

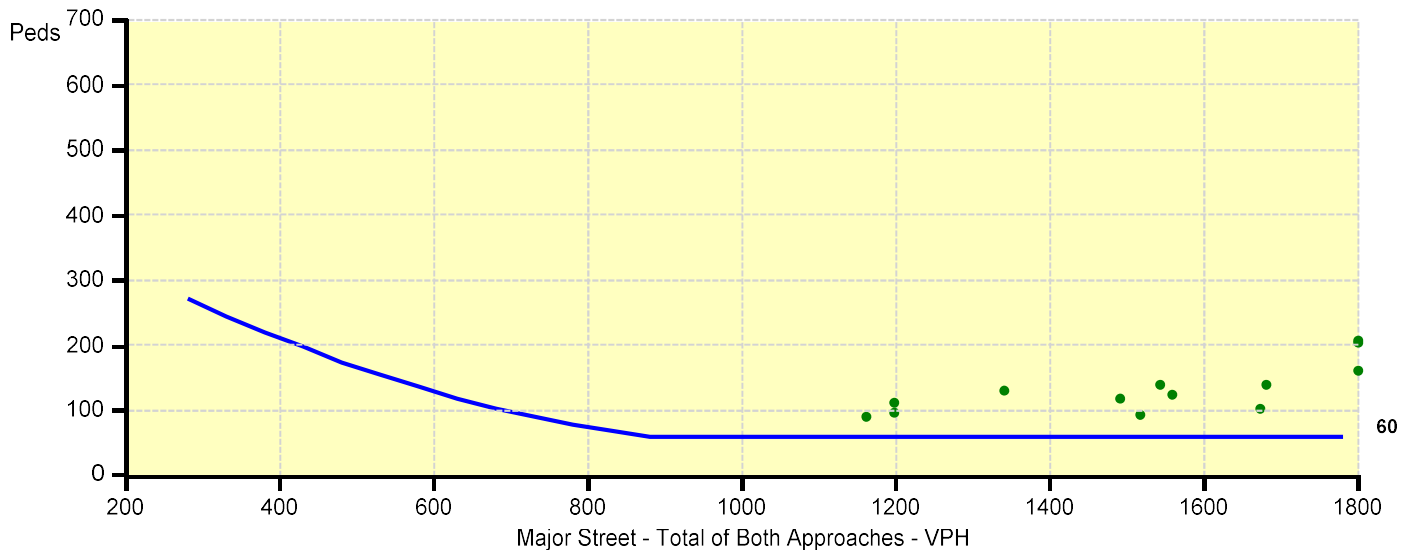
Summary

15 one hour periods meet minimums.
Warrant IS met.

Site Data Required

Rural Settings Apply = **True**
 Number of Major Lanes = **2 or more**
 Number of Minor Lanes = **1**

Time	Major Road CR 10				Total	Minor Road Pleasant View Dr		Met?
	Major EB	+	Major WB	=		Minor NB	Minor SB	
16:00 - 17:00	1050	+	1738	=	2788	208	111	Yes
17:00 - 18:00	861	+	1484	=	2345	160	102	Yes
15:00 - 16:00	882	+	1317	=	2199	203	135	Yes
14:00 - 15:00	693	+	988	=	1681	138	111	Yes
07:00 - 08:00	884	+	788	=	1672	101	81	Yes
12:00 - 13:00	688	+	871	=	1559	124	91	Yes
13:00 - 14:00	712	+	830	=	1542	140	87	Yes
08:00 - 09:00	713	+	805	=	1518	91	80	Yes
18:00 - 19:00	591	+	899	=	1490	117	48	Yes
11:00 - 12:00	595	+	746	=	1341	129	77	Yes
10:00 - 11:00	559	+	639	=	1198	112	78	Yes
09:00 - 10:00	535		662		1197	95	81	Yes



ANOKA COUNTY HIGHWAY

PC - WARRANTS

TRAFFIC SIGNAL WARRANT ANALYSIS

Study Name: TMC 2371

Study Date : 06/26/2023

Warrant 3B - Peak Hour Volumes

Description

Intended for sites where the volume of intersecting traffic during one hour of the day is the principal reason for consideration of a signal installation.

Summary

51 one hour periods meet minimums.
Warrant IS met.

Site Data Required

Rural Settings Apply = **True**
 Number of Major Lanes = **2 or more**
 Number of Minor Lanes = **1**

Time	Major Road CR 10				Total	Minor Road Pleasant View Dr		Met?
	Major EB	+	Major WB	=		Minor NB	Minor SB	
16:15 - 17:15	1049	+	1753	=	2802	202	118	Yes
16:00 - 17:00	1050	+	1738	=	2788	208	111	Yes
16:30 - 17:30	1004	+	1675	=	2679	188	120	Yes
15:45 - 16:45	1004	+	1673	=	2677	213	109	Yes
16:45 - 17:45	965	+	1617	=	2582	162	113	Yes
15:30 - 16:30	999	+	1578	=	2577	216	129	Yes
15:15 - 16:15	936	+	1417	=	2353	206	126	Yes
17:00 - 18:00	861	+	1484	=	2345	160	102	Yes
15:00 - 16:00	882	+	1317	=	2199	203	135	Yes
17:15 - 18:15	750	+	1356	=	2106	137	74	Yes
14:45 - 15:45	833	+	1200	=	2033	191	136	Yes
17:30 - 18:30	700	+	1209	=	1909	129	54	Yes

