

Date : 07/04/23

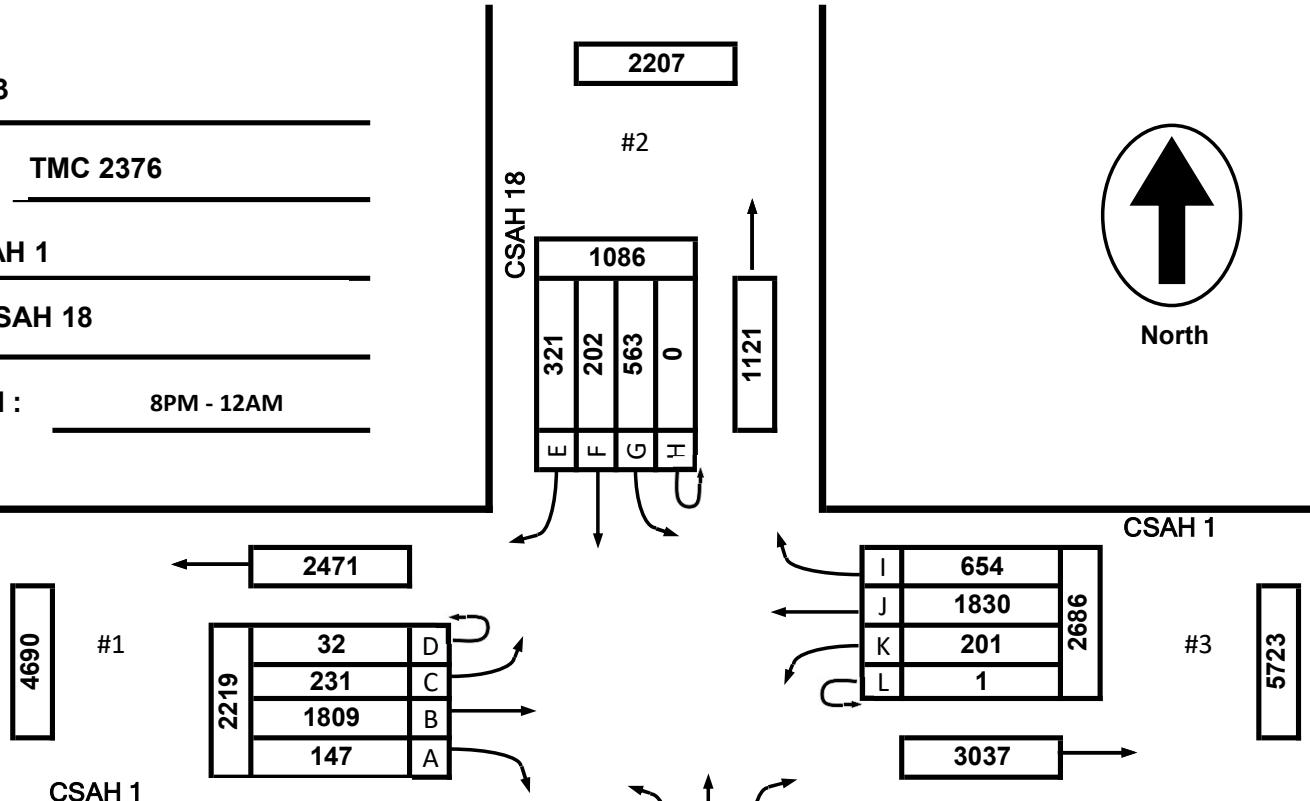
Count Number : TMC 2376

Location : CSAH 1
@ CSAH 18

Collection Period : 8PM - 12AM



North



EXISTING LANES OF APPROACH				
	RIGHT TURN LANE	LEFT TURN LANE	THRU LANES	TOTAL
#1	1	1	2	4
#2	0	1	1	2
#3	1	1	2	4
#4	1	1	1	3

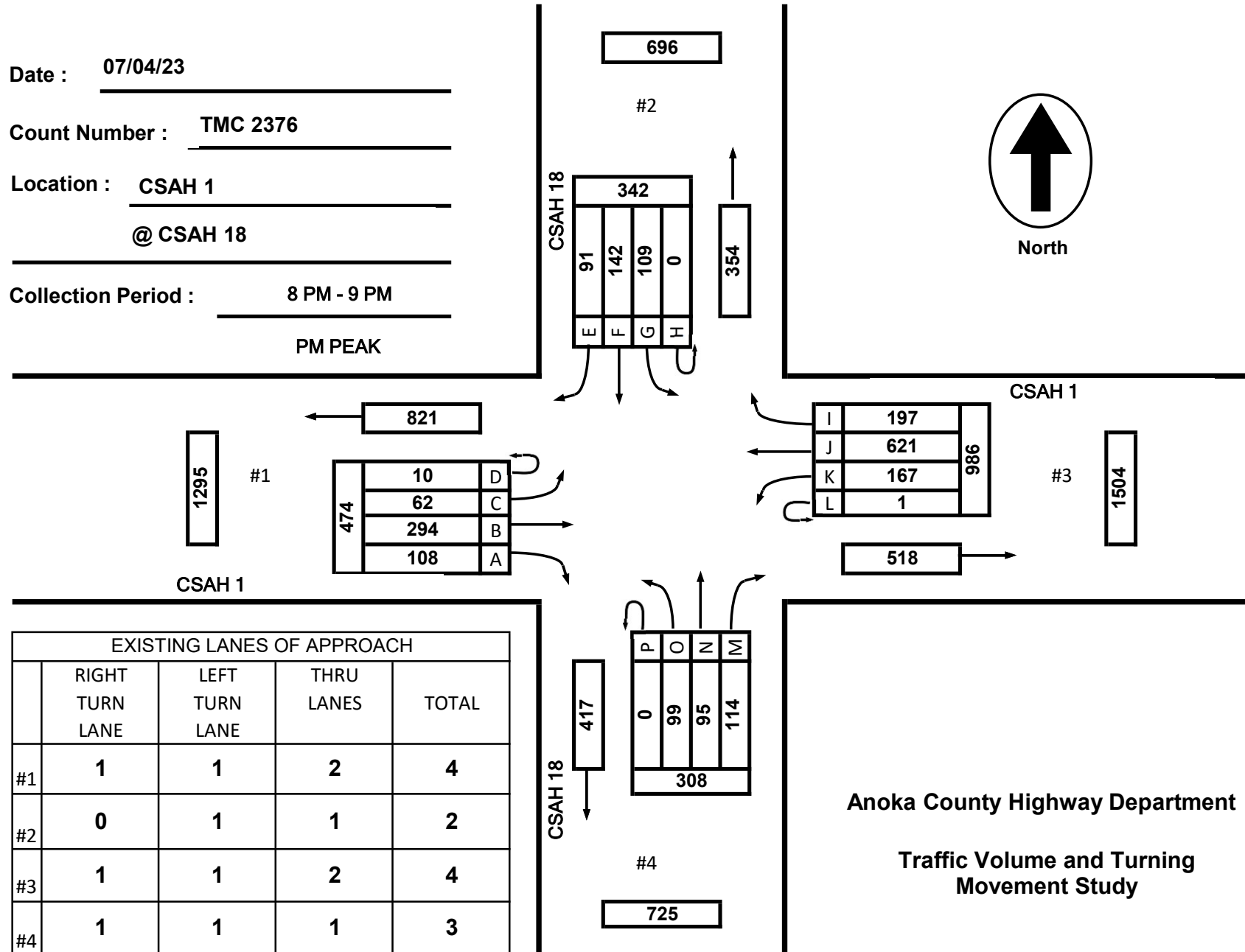

Anoka County Highway Department
 Traffic Volume and Turning Movement Study

Date : 07/04/23

Count Number : TMC 2376

Location : CSAH 1
@ CSAH 18

Collection Period : 8 PM - 9 PM
PM PEAK



EXISTING LANES OF APPROACH				
	RIGHT TURN LANE	LEFT TURN LANE	THRU LANES	TOTAL
#1	1	1	2	4
#2	0	1	1	2
#3	1	1	2	4
#4	1	1	1	3

Anoka County Highway Department

Traffic Volume and Turning Movement Study

TMC 2376 - CSAH 1 @ CSAH 18

0 0

Tuesday, July 4, 2023

Time	Southbound						Westbound						Northbound						Eastbound						VEHICLE TOTAL	
	U Turns	Left Turns	Straight Through	Right Turns	Crosswalk Crossings	Vehicle Approach Total	U Turns	Left Turns	Straight Through	Right Turns	Crosswalk Crossings	Vehicle Approach Total	U Turns	Left Turns	Straight Through	Right Turns	Crosswalk Crossings	Vehicle Approach Total	U Turns	Left Turns	Straight Through	Right Turns	Crosswalk Crossings	Vehicle Approach Total		
4:00 PM	0	0	0	0	0	0	0	0	0	0	0	0	0	0	0	0	0	0	0	0	0	0	0	0	0	0
4:15 PM	0	0	0	0	0	0	0	0	0	0	0	0	0	0	0	0	0	0	0	0	0	0	0	0	0	0
4:30 PM	0	0	0	0	0	0	0	0	0	0	0	0	0	0	0	0	0	0	0	0	0	0	0	0	0	0
4:45 PM	0	0	0	0	0	0	0	0	0	0	0	0	0	0	0	0	0	0	0	0	0	0	0	0	0	0
Hourly Total	0	0	0	0	0	0	0	0	0	0	0	0	0	0	0	0	0	0	0	0	0	0	0	0	0	0
5:00 PM	0	0	0	0	0	0	0	0	0	0	0	0	0	0	0	0	0	0	0	0	0	0	0	0	0	0
5:15 PM	0	0	0	0	0	0	0	0	0	0	0	0	0	0	0	0	0	0	0	0	0	0	0	0	0	0
5:30 PM	0	0	0	0	0	0	0	0	0	0	0	0	0	0	0	0	0	0	0	0	0	0	0	0	0	0
5:45 PM	0	0	0	0	0	0	0	0	0	0	0	0	0	0	0	0	0	0	0	0	0	0	0	0	0	0
Hourly Total	0	0	0	0	0	0	0	0	0	0	0	0	0	0	0	0	0	0	0	0	0	0	0	0	0	0
6:00 PM	0	0	0	0	0	0	0	0	0	0	0	0	0	0	0	0	0	0	0	0	0	0	0	0	0	0
6:15 PM	0	0	0	0	0	0	0	0	0	0	0	0	0	0	0	0	0	0	0	0	0	0	0	0	0	0
6:30 PM	0	0	0	0	0	0	0	0	0	0	0	0	0	0	0	0	0	0	0	0	0	0	0	0	0	0
6:45 PM	0	0	0	0	0	0	0	0	0	0	0	0	0	0	0	0	0	0	0	0	0	0	0	0	0	0
Hourly Total	0	0	0	0	0	0	0	0	0	0	0	0	0	0	0	0	0	0	0	0	0	0	0	0	0	0
7:00 PM	0	0	0	0	0	0	0	0	0	0	0	0	0	0	0	0	0	0	0	0	0	0	0	0	0	0
7:15 PM	0	0	0	0	0	0	0	0	0	0	0	0	0	0	0	0	0	0	0	0	0	0	0	0	0	0
7:30 PM	0	0	0	0	0	0	0	0	0	0	0	0	0	0	0	0	0	0	0	0	0	0	0	0	0	0
7:45 PM	0	0	0	0	0	0	0	0	0	0	0	0	0	0	0	0	0	0	0	0	0	0	0	0	0	0
Hourly Total	0	0	0	0	0	0	0	0	0	0	0	0	0	0	0	0	0	0	0	0	0	0	0	0	0	0
8:00 PM	0	20	55	27	84	102	1	44	147	38	66	230	0	29	26	34	92	89	3	17	67	22	118	109	530	
8:15 PM	0	32	38	13	76	83	0	39	176	59	43	274	0	31	23	25	71	79	5	23	75	34	126	137	573	
8:30 PM	0	25	27	28	67	80	0	47	165	50	39	262	0	18	22	22	85	62	0	12	79	29	135	120	524	
8:45 PM	0	32	22	23	78	77	0	37	133	50	35	220	0	21	24	33	107	78	2	10	73	23	115	108	483	
Hourly Total	0	109	142	91	305	342	1	167	621	197	183	986	0	99	95	114	355	308	10	62	294	108	494	474	2110	
9:00 PM	0	12	31	23	51	66	0	10	159	64	50	233	0	15	20	28	76	63	1	10	128	9	121	148	510	
9:15 PM	0	16	5	26	50	47	0	4	130	63	80	197	0	16	18	23	90	57	3	16	99	3	107	121	422	
9:30 PM	0	32	1	26	65	59	0	0	103	26	101	129	0	12	18	25	110	55	0	43	76	1	108	120	363	
9:45 PM	0	23	2	25	60	50	0	0	117	50	60	167	0	25	14	28	95	67	4	30	128	1	125	163	447	
Hourly Total	0	83	39	100	226	222	0	14	509	203	291	726	0	68	70	104	371	242	8	99	431	14	461	552	1742	
10:00 PM	0	23	0	17	57	40	0	0	178	96	69	274	0	21	11	27	74	59	8	23	108	8	145	147	520	
10:15 PM	0	46	2	31	40	79	0	0	83	51	94	134	0	9	3	38	62	50	2	18	116	1	125	137	400	
10:30 PM	0	44	1	16	51	61	0	0	85	10	98	95	0	0	0	8	90	8	0	0	126	0	130	126	290	
10:45 PM	0	34	0	15	50	49	0	0	70	3	75	73	0	12	3	90	75	105	1	3	160	0	156	164	391	
Hourly Total	0	147	3	79	198	229	0	0	416	160	336	576	0	42	17	163	301	222	11	44	510	9	556	574	1601	
11:00 PM	0	71	0	14	33	85	0	1	102	16	45	119	0	10	0	48	96	58	0	0	181	1	155	182	444	
11:15 PM	0	69	1	14	29	84	0	0	87	18	37	105	0	17	11	94	110	122	2	1	180	6	135	189	500	
11:30 PM	0	68	6	18	22	92	0	14	50	34	38	98	0	34	26	99	40	159	0	21	166	3	95	190	539	
11:45 PM	0	16	11	5	29	32	0	5	45	26	42	76	0	18	17	42	48	77	1	4	47	6	98	58	243	
Hourly Total	0	224	18	51	113	293	0	20	284	94	162	398	0	79	54	283	294	416	3	26	574	16	483	619	1726	
DAILY TOTAL	0	563	202	321	842	1086	1	201	1830	654	972	2686	0	288	236	664	1321	1188	32	231	1809	147	1994	2219	7179	
Cars	0	561	202	319	842	1082	1	200	1828	654	968	2683	0	287	236	661	1317	1184	32	231	1809	146	1993	2218	7167	
Heavy Vehicles	0	2	0	2	0	4	0	1	2	0	4	3	0	1	0	3	4	4	0	0	0	1	1	1	12	
Heavy Vehicle %	0.00%	0.36%	0.00%	0.62%	0.00%	0.37%	0.00%	0.50%	0.11%	0.00%	0.41%	0.11%	0.00%	0.35%	0.00%	0.45%	0.30%	0.34%	0.00%	0.00%	0.00%	0.68%	0.05%	0.05%	0.17%	

TMC 2376 - CSAH 1 @ CSAH 18

0 0

Tuesday, July 4, 2023

AM Peak Hour

Time	Southbound						Westbound						Northbound						Eastbound						VEHICLE TOTAL						
	U Turns	Left Turns	Straight Through	Right Turns	Crosswalk Crossings	Vehicle Approach Total	U Turns	Left Turns	Straight Through	Right Turns	Crosswalk Crossings	Vehicle Approach Total	U Turns	Left Turns	Straight Through	Right Turns	Crosswalk Crossings	Vehicle Approach Total	U Turns	Left Turns	Straight Through	Right Turns	Crosswalk Crossings	Vehicle Approach Total							
12:00 AM	0	0	0	0	0	0	0	0	0	0	0	0	0	0	0	0	0	0	0	0	0	0	0	0	0	0	0	0	0	0	0
12:15 AM	0	0	0	0	0	0	0	0	0	0	0	0	0	0	0	0	0	0	0	0	0	0	0	0	0	0	0	0	0	0	0
12:30 AM	0	0	0	0	0	0	0	0	0	0	0	0	0	0	0	0	0	0	0	0	0	0	0	0	0	0	0	0	0	0	0
12:45 AM	0	0	0	0	0	0	0	0	0	0	0	0	0	0	0	0	0	0	0	0	0	0	0	0	0	0	0	0	0	0	0
Peak Hour Total PHF	0	0	0	0	0	0	0	0	0	0	0	0	0	0	0	0	0	0	0	0	0	0	0	0	0	0	0	0	0	0	0.000

PM Peak Hour

Time	Southbound						Westbound						Northbound						Eastbound						VEHICLE TOTAL
	U Turns	Left Turns	Straight Through	Right Turns	Crosswalk Crossings	Vehicle Approach Total	U Turns	Left Turns	Straight Through	Right Turns	Crosswalk Crossings	Vehicle Approach Total	U Turns	Left Turns	Straight Through	Right Turns	Crosswalk Crossings	Vehicle Approach Total	U Turns	Left Turns	Straight Through	Right Turns	Crosswalk Crossings	Vehicle Approach Total	
8:00 PM	0	20	55	27	84	102	1	44	147	38	66	230	0	29	26	34	92	89	3	17	67	22	118	109	530
8:15 PM	0	32	38	13	76	83	0	39	176	59	43	274	0	31	23	25	71	79	5	23	75	34	126	137	573
8:30 PM	0	25	27	28	67	80	0	47	165	50	39	262	0	18	22	22	85	62	0	12	79	29	135	120	524
8:45 PM	0	32	22	23	78	77	0	37	133	50	35	220	0	21	24	33	107	78	2	10	73	23	115	108	483
Peak Hour Total PHF	0	109	142	91	305	342	1	167	621	197	183	986	0	99	95	114	355	308	10	62	294	108	494	474	2110

Total Vehicles On Leg				2207	
Vehicles Entering Intersection		1086	Vehicles Exiting Intersection		1121
Southbound					
Cars	319	202	561	0	842
Heavy	2	0	2	0	0
Total	321	202	563	0	842



Total Vehicles on Leg 4690	Vehicles Entering Intersection 2219	Eastbound	Cars	Heavy	Total		
			1993	1	1994		
			32	0	32		
	Vehicles Exiting Intersection 2471			Cars	Heavy	Total	
	231		0	231			
1809	0	1809					
146	1	147					



Daily Volumes

Cars	Heavy	Total	Westbound	Vehicles Entering Intersection 2686	Total Vehicles on Leg 5723
654	0	654			
1828	2	1830			
200	1	201			
1	0	1			
968	4	972	Vehicles Exiting Intersection 3037		



Cars	1317	0	287	236	661
Heavy	4	0	1	0	3
Total	1321	0	288	236	664
Northbound					
Vehicles Entering Intersection			Vehicles Exiting Intersection		
1188			550		
Total Vehicles On Leg			1738		



Heavy Vehicles

Date	Time	Southbound						Westbound						Northbound						Eastbound											
		U Turns	Left Turns	Straight Through	Right Turns	EB Bicycles in Crosswalk	WB Bicycles in Crosswalk	U Turns	Left Turns	Straight Through	Right Turns	NB Bicycles in Crosswalk	SB Bicycles in Crosswalk	U Turns	Left Turns	Straight Through	Right Turns	EB Bicycles in Crosswalk	WB Bicycles in Crosswalk	U Turns	Left Turns	Straight Through	Right Turns	NB Bicycles in Crosswalk	SB Bicycles in Crosswalk						
07/04/2023	20:00	0	0	0	0	0	0	0	0	0	0	0	0	0	0	0	0	0	0	0	0	0	0	0	0	0	0	0	0	0	0
	20:15	0	0	0	0	0	0	0	0	0	0	0	4	0	0	0	0	0	0	0	0	0	0	0	0	0	0	0	0	1	0
	20:30	0	0	0	0	0	0	0	0	0	0	0	0	0	0	0	0	0	0	0	0	0	0	0	0	0	0	0	0	0	0
	20:45	0	1	0	0	0	0	0	0	0	0	0	0	0	0	0	1	0	0	0	0	0	0	0	0	0	0	0	0	0	0
	21:00	0	0	0	0	0	0	0	1	1	0	0	0	0	0	0	0	0	4	0	0	0	0	0	0	0	0	0	0	0	0
	21:15	0	0	0	0	0	0	0	0	0	0	0	0	0	0	0	0	0	0	0	0	0	0	0	0	0	0	0	0	0	0
	21:30	0	0	0	0	0	0	0	0	0	0	0	0	0	0	0	0	0	0	0	0	0	0	0	0	0	0	0	0	0	0
	21:45	0	0	0	0	0	0	0	0	0	0	0	0	0	0	0	0	0	0	0	0	0	0	0	0	0	0	0	0	0	0
	22:00	0	0	0	0	0	0	0	0	0	0	0	0	0	0	0	0	0	0	0	0	0	0	0	0	0	0	0	0	0	0
	22:15	0	0	0	1	0	0	0	0	0	0	0	0	0	0	0	0	0	0	0	0	0	0	0	0	0	0	0	0	0	0
	22:30	0	0	0	0	0	0	0	0	0	0	0	0	0	0	0	0	0	0	0	0	0	0	0	0	0	0	0	0	0	0
	22:45	0	0	0	0	0	0	0	0	0	0	0	0	0	0	0	0	0	0	0	0	0	0	0	0	0	0	0	0	0	0
	23:00	0	0	0	1	0	0	0	0	1	0	0	0	0	0	0	0	0	0	0	0	0	0	0	0	0	0	0	0	0	0
	23:15	0	0	0	0	0	0	0	0	0	0	0	0	0	0	0	0	0	0	0	0	0	1	0	0	0	0	0	0	0	0
	23:30	0	0	0	0	0	0	0	0	0	0	0	0	0	0	0	0	0	0	0	0	0	0	0	0	0	0	0	0	0	0
	23:45	0	1	0	0	0	0	0	0	0	0	0	0	0	1	0	2	0	0	0	0	0	0	0	0	0	0	0	0	0	0