

Date : 07/04/23

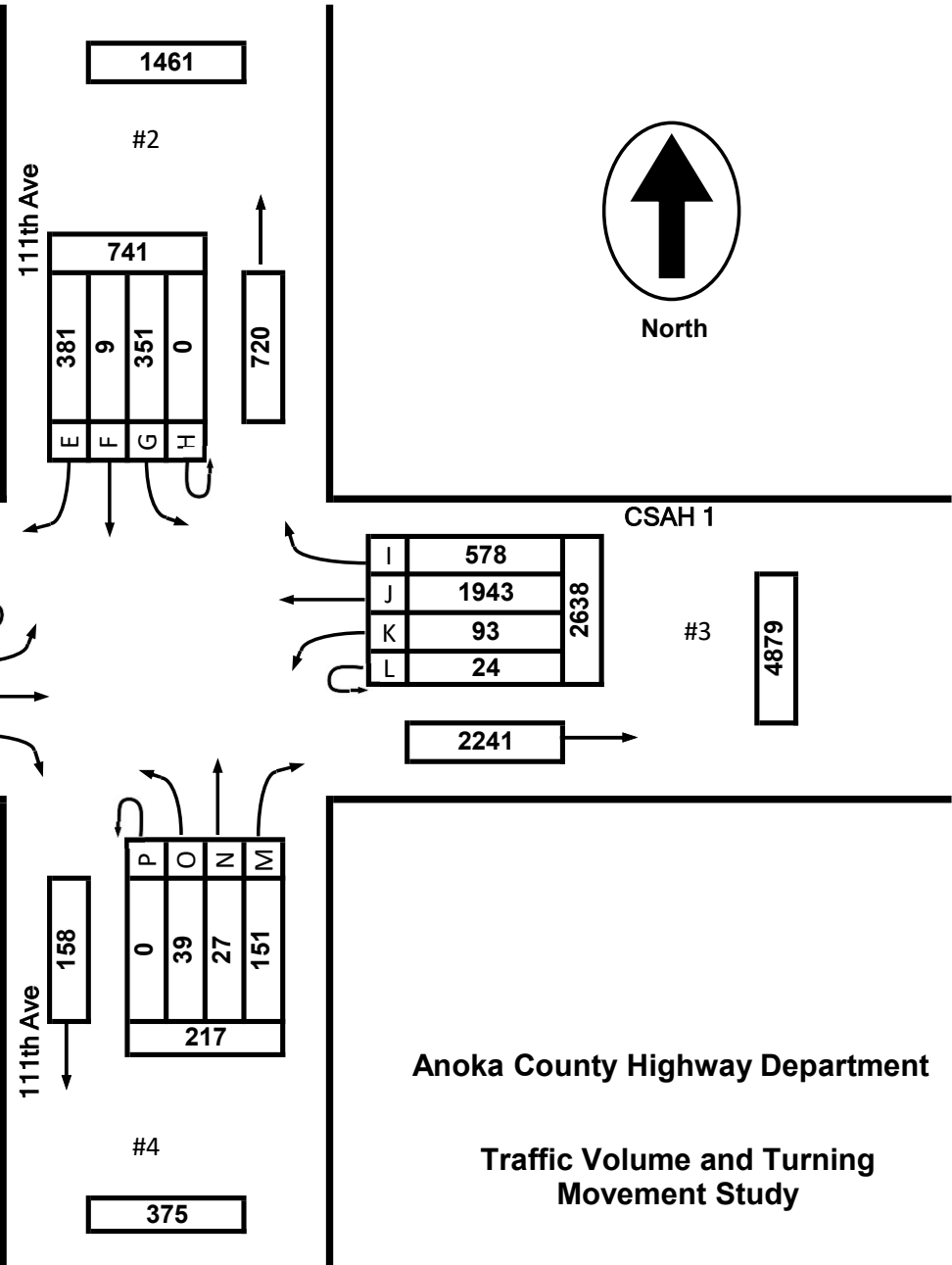
Count Number : TMC 2377

Location : CSAH 1
@ 111th Ave

Collection Period : 8 PM - 12 AM



North



1926	40	D
	115	C
	1715	B
	56	A

I	578	2638
J	1943	
K	93	
L	24	

P	O	N	M
0	39	27	151
217			

EXISTING LANES OF APPROACH				
	RIGHT TURN LANE	LEFT TURN LANE	THRU LANES	TOTAL
#1	1	1	2	4
#2	0	1	1	2
#3	1	1	2	4
#4	0	1	1	2

Anoka County Highway Department

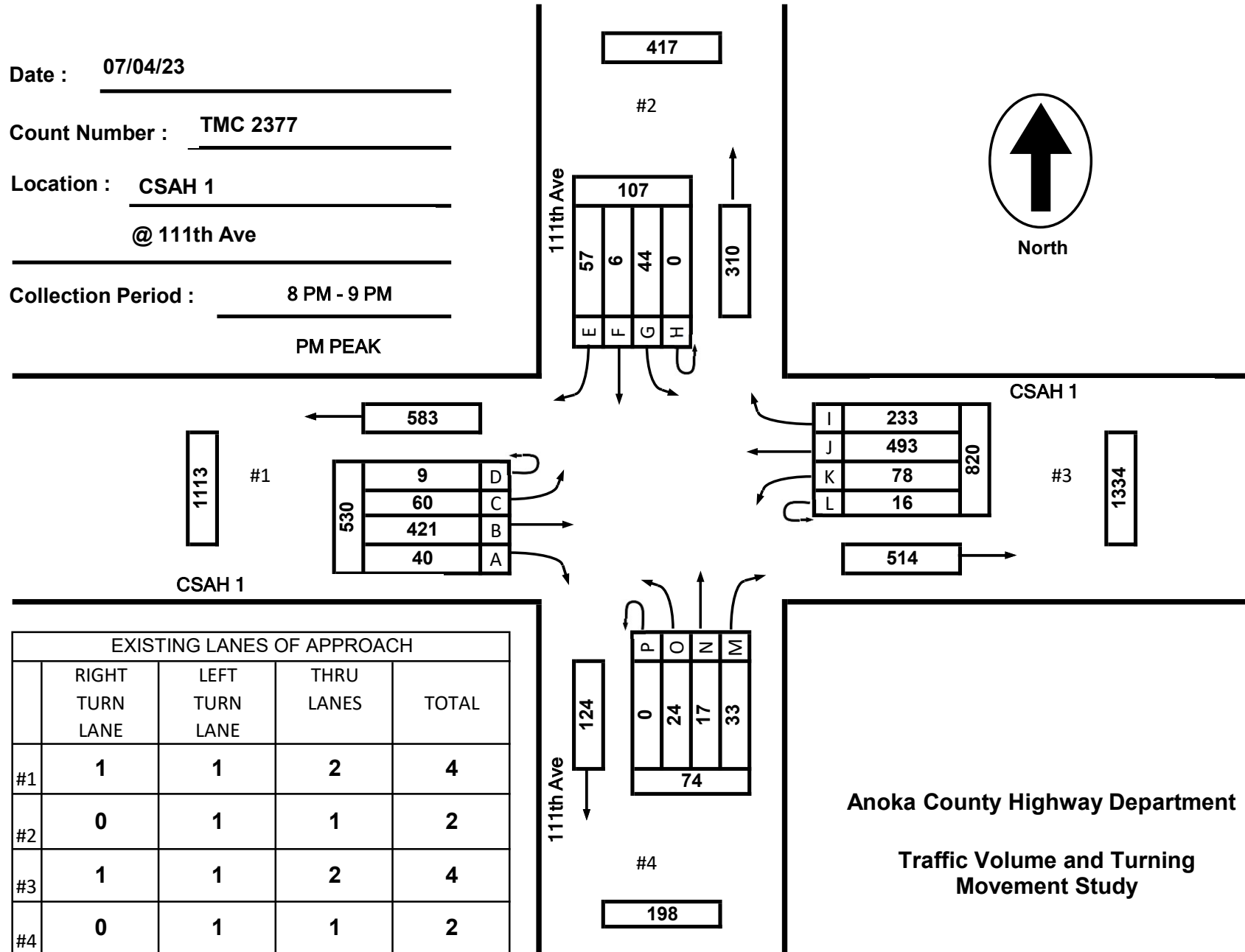

Traffic Volume and Turning Movement Study

Date : 07/04/23

Count Number : TMC 2377

Location : CSAH 1
@ 111th Ave

Collection Period : 8 PM - 9 PM
PM PEAK



EXISTING LANES OF APPROACH				
	RIGHT TURN LANE	LEFT TURN LANE	THRU LANES	TOTAL
#1	1	1	2	4
#2	0	1	1	2
#3	1	1	2	4
#4	0	1	1	2

Anoka County Highway Department
 Traffic Volume and Turning Movement Study

TMC 2377 - CSAH 1 @ 111th Ave

0 0

Tuesday, July 4, 2023

Time	Southbound 0						Westbound 0						Northbound 0						Eastbound 0						VEHICLE TOTAL	
	U Turns	Left Turns	Straight Through	Right Turns	Crosswalk Crossings	Vehicle Approach Total	U Turns	Left Turns	Straight Through	Right Turns	Crosswalk Crossings	Vehicle Approach Total	U Turns	Left Turns	Straight Through	Right Turns	Crosswalk Crossings	Vehicle Approach Total	U Turns	Left Turns	Straight Through	Right Turns	Crosswalk Crossings	Vehicle Approach Total		
4:00 PM	0	0	0	0	0	0	0	0	0	0	0	0	0	0	0	0	0	0	0	0	0	0	0	0	0	0
4:15 PM	0	0	0	0	0	0	0	0	0	0	0	0	0	0	0	0	0	0	0	0	0	0	0	0	0	0
4:30 PM	0	0	0	0	0	0	0	0	0	0	0	0	0	0	0	0	0	0	0	0	0	0	0	0	0	0
4:45 PM	0	0	0	0	0	0	0	0	0	0	0	0	0	0	0	0	0	0	0	0	0	0	0	0	0	0
Hourly Total	0	0	0	0	0	0	0	0	0	0	0	0	0	0	0	0	0	0	0	0	0	0	0	0	0	0
5:00 PM	0	0	0	0	0	0	0	0	0	0	0	0	0	0	0	0	0	0	0	0	0	0	0	0	0	0
5:15 PM	0	0	0	0	0	0	0	0	0	0	0	0	0	0	0	0	0	0	0	0	0	0	0	0	0	0
5:30 PM	0	0	0	0	0	0	0	0	0	0	0	0	0	0	0	0	0	0	0	0	0	0	0	0	0	0
5:45 PM	0	0	0	0	0	0	0	0	0	0	0	0	0	0	0	0	0	0	0	0	0	0	0	0	0	0
Hourly Total	0	0	0	0	0	0	0	0	0	0	0	0	0	0	0	0	0	0	0	0	0	0	0	0	0	0
6:00 PM	0	0	0	0	0	0	0	0	0	0	0	0	0	0	0	0	0	0	0	0	0	0	0	0	0	0
6:15 PM	0	0	0	0	0	0	0	0	0	0	0	0	0	0	0	0	0	0	0	0	0	0	0	0	0	0
6:30 PM	0	0	0	0	0	0	0	0	0	0	0	0	0	0	0	0	0	0	0	0	0	0	0	0	0	0
6:45 PM	0	0	0	0	0	0	0	0	0	0	0	0	0	0	0	0	0	0	0	0	0	0	0	0	0	0
Hourly Total	0	0	0	0	0	0	0	0	0	0	0	0	0	0	0	0	0	0	0	0	0	0	0	0	0	0
7:00 PM	0	0	0	0	0	0	0	0	0	0	0	0	0	0	0	0	0	0	0	0	0	0	0	0	0	0
7:15 PM	0	0	0	0	0	0	0	0	0	0	0	0	0	0	0	0	0	0	0	0	0	0	0	0	0	0
7:30 PM	0	0	0	0	0	0	0	0	0	0	0	0	0	0	0	0	0	0	0	0	0	0	0	0	0	0
7:45 PM	0	0	0	0	0	0	0	0	0	0	0	0	0	0	0	0	0	0	0	0	0	0	0	0	0	0
Hourly Total	0	0	0	0	0	0	0	0	0	0	0	0	0	0	0	0	0	0	0	0	0	0	0	0	0	0
8:00 PM	0	10	3	17	16	30	3	21	141	45	239	210	0	8	4	7	115	19	3	17	101	11	46	132	391	
8:15 PM	0	12	0	14	7	26	8	22	121	66	278	217	0	10	7	12	96	29	2	10	117	14	39	143	415	
8:30 PM	0	12	3	12	5	27	2	16	135	59	310	212	0	3	4	7	114	14	2	15	101	6	108	124	377	
8:45 PM	0	10	0	14	17	24	3	19	96	63	297	181	0	3	2	7	96	12	2	18	102	9	112	131	348	
Hourly Total	0	44	6	57	45	107	16	78	493	233	1124	820	0	24	17	33	421	74	9	60	421	40	305	530	1531	
9:00 PM	0	15	0	19	14	34	5	5	110	49	246	169	0	6	5	7	104	18	3	23	126	3	101	155	376	
9:15 PM	0	17	0	31	6	48	0	1	143	47	285	191	0	0	0	3	52	3	10	26	102	1	99	139	381	
9:30 PM	0	9	0	28	24	37	1	5	108	37	371	151	0	1	0	1	33	2	14	3	121	0	62	138	328	
9:45 PM	0	32	2	38	30	72	0	0	143	71	192	214	0	0	0	0	17	0	4	1	150	3	33	158	444	
Hourly Total	0	73	2	116	74	191	6	11	504	204	1094	725	0	7	5	11	206	23	31	53	499	7	295	590	1529	
10:00 PM	0	20	0	27	3	47	0	0	96	53	113	149	0	0	0	3	21	3	0	1	95	1	45	97	296	
10:15 PM	0	41	0	25	3	66	2	0	86	29	258	117	0	0	0	15	22	15	0	0	123	1	28	124	322	
10:30 PM	0	31	0	30	12	61	0	0	80	21	444	101	0	2	0	29	30	31	0	0	91	1	305	92	285	
10:45 PM	0	46	0	49	3	95	0	0	123	6	177	129	0	0	3	15	21	18	0	0	82	0	41	82	324	
Hourly Total	0	138	0	131	21	269	2	0	385	109	992	496	0	2	3	62	94	67	0	1	391	3	419	395	1227	
11:00 PM	0	36	0	32	6	68	0	0	190	2	21	192	0	0	0	22	6	22	0	0	108	0	5	108	390	
11:15 PM	0	40	0	31	0	71	0	0	153	14	3	167	0	0	0	3	4	3	0	0	128	0	5	128	369	
11:30 PM	0	15	1	13	2	29	0	1	146	11	0	158	0	2	2	6	1	10	0	0	135	3	3	138	335	
11:45 PM	0	5	0	1	1	6	0	3	72	5	1	80	0	4	0	14	3	18	0	1	33	3	0	37	141	
Hourly Total	0	96	1	77	9	174	0	4	561	32	25	597	0	6	2	45	14	53	0	1	404	6	13	411	1235	
DAILY TOTAL	0	351	9	381	149	741	24	93	1943	578	3235	2638	0	39	27	151	735	217	40	115	1715	56	1032	1926	5522	
Cars	0	351	9	381	147	741	24	93	1938	578	3235	2633	0	39	27	151	731	217	40	115	1713	56	1031	1924	5515	
Heavy Vehicles	0	0	0	0	2	0	0	0	5	0	0	5	0	0	0	0	4	0	0	0	2	0	1	2	7	
Heavy Vehicle %	0.00%	0.00%	0.00%	0.00%	1.34%	0.00%	0.00%	0.00%	0.26%	0.00%	0.00%	0.19%	0.00%	0.00%	0.00%	0.00%	0.54%	0.00%	0.00%	0.00%	0.12%	0.00%	0.10%	0.10%	0.13%	

TMC 2377 - CSAH 1 @ 111th Ave

0 0

Tuesday, July 4, 2023

AM Peak Hour

Time	Southbound						Westbound						Northbound						Eastbound						VEHICLE TOTAL						
	U Turns	Left Turns	Straight Through	Right Turns	Crosswalk Crossings	Vehicle Approach Total	U Turns	Left Turns	Straight Through	Right Turns	Crosswalk Crossings	Vehicle Approach Total	U Turns	Left Turns	Straight Through	Right Turns	Crosswalk Crossings	Vehicle Approach Total	U Turns	Left Turns	Straight Through	Right Turns	Crosswalk Crossings	Vehicle Approach Total							
12:00 AM	0	0	0	0	0	0	0	0	0	0	0	0	0	0	0	0	0	0	0	0	0	0	0	0	0	0	0	0	0	0	0
12:15 AM	0	0	0	0	0	0	0	0	0	0	0	0	0	0	0	0	0	0	0	0	0	0	0	0	0	0	0	0	0	0	0
12:30 AM	0	0	0	0	0	0	0	0	0	0	0	0	0	0	0	0	0	0	0	0	0	0	0	0	0	0	0	0	0	0	0
12:45 AM	0	0	0	0	0	0	0	0	0	0	0	0	0	0	0	0	0	0	0	0	0	0	0	0	0	0	0	0	0	0	0
Peak Hour Total PHF	0.000	0.000	0.000	0.000	0.000	0.000	0.000	0.000	0.000	0.000	0.000	0.000	0.000	0.000	0.000	0.000	0.000	0.000	0.000	0.000	0.000	0.000	0.000	0.000	0.000	0.000	0.000	0.000	0.000	0.000	

PM Peak Hour

Time	Southbound						Westbound						Northbound						Eastbound						VEHICLE TOTAL
	U Turns	Left Turns	Straight Through	Right Turns	Crosswalk Crossings	Vehicle Approach Total	U Turns	Left Turns	Straight Through	Right Turns	Crosswalk Crossings	Vehicle Approach Total	U Turns	Left Turns	Straight Through	Right Turns	Crosswalk Crossings	Vehicle Approach Total	U Turns	Left Turns	Straight Through	Right Turns	Crosswalk Crossings	Vehicle Approach Total	
8:00 PM	0	10	3	17	16	30	3	21	141	45	239	210	0	8	4	7	115	19	3	17	101	11	46	132	391
8:15 PM	0	12	0	14	7	26	8	22	121	66	278	217	0	10	7	12	96	29	2	10	117	14	39	143	415
8:30 PM	0	12	3	12	5	27	2	16	135	59	310	212	0	3	4	7	114	14	2	15	101	6	108	124	377
8:45 PM	0	10	0	14	17	24	3	19	96	63	297	181	0	3	2	7	96	12	2	18	102	9	112	131	348
Peak Hour Total PHF	0.000	0.917	0.500	0.838	0.662	0.892	0.500	0.886	0.874	0.883	0.906	0.945	0.000	0.600	0.607	0.688	0.915	0.638	0.750	0.833	0.900	0.714	0.681	0.927	0.922

Total Vehicles On Leg				1461			
Vehicles Entering Intersection			741	Vehicles Exiting Intersection			720
Southbound							
Cars	381	9	351	0	147		
Heavy	0	0	0	0	2		
Total	381	9	351	0	149		




Total Vehicles on Leg 4329	Vehicles Entering Intersection	Eastbound	Cars	Heavy	Total
			1031	1	1032
			40	0	40
	Vehicles Exiting Intersection		115	0	115
			1713	2	1715
	56	0	56		



Daily Volumes

Cars	Heavy	Total	Westbound	Vehicles Entering Intersection	Total Vehicles on Leg 4879
578	0	578		2638	
1938	5	1943			
93	0	93		Vehicles Exiting Intersection	
24	0	24		2241	
3235	0	3235			



Cars	731	0	39	27	151		
Heavy	4	0	0	0	0		
Total	735	0	39	27	151		
Northbound							
Vehicles Entering Intersection			217	Vehicles Exiting Intersection			158
Total Vehicles On Leg				375			



Heavy Vehicles

Date	Time	Southbound						Westbound						Northbound						Eastbound											
		U Turns	Left Turns	Straight Through	Right Turns	EB Bicycles in Crosswalk	WB Bicycles in Crosswalk	U Turns	Left Turns	Straight Through	Right Turns	NB Bicycles in Crosswalk	SB Bicycles in Crosswalk	U Turns	Left Turns	Straight Through	Right Turns	EB Bicycles in Crosswalk	WB Bicycles in Crosswalk	U Turns	Left Turns	Straight Through	Right Turns	NB Bicycles in Crosswalk	SB Bicycles in Crosswalk						
07/04/2023	20:00	0	0	0	0	0	0	0	0	0	0	0	0	0	0	0	0	0	0	0	0	0	0	0	0	0	0	0	0	0	0
	20:15	0	0	0	0	0	1	0	0	0	0	0	0	0	0	0	0	0	0	0	0	0	0	0	0	0	0	0	0	0	0
	20:30	0	0	0	0	0	0	0	0	0	0	0	0	0	0	0	0	3	0	0	0	0	0	0	0	0	0	0	0	0	0
	20:45	0	0	0	0	0	0	0	0	0	0	0	0	0	0	0	0	0	0	0	0	0	0	0	0	0	0	0	0	0	0
	21:00	0	0	0	0	0	0	0	0	0	0	0	0	0	0	0	0	0	0	0	0	0	0	0	0	0	0	0	0	0	0
	21:15	0	0	0	0	0	0	0	0	0	0	0	0	0	0	0	0	0	0	0	0	0	0	0	0	0	0	0	0	0	0
	21:30	0	0	0	0	0	0	0	0	0	0	0	0	0	0	0	0	0	0	0	0	0	0	0	0	0	0	0	0	0	0
	21:45	0	0	0	0	0	0	0	0	0	0	0	0	0	0	0	0	0	0	0	0	0	0	0	0	0	0	0	0	0	0
	22:00	0	0	0	0	0	0	0	0	0	0	0	0	0	0	0	0	1	0	0	0	1	0	0	0	0	0	0	0	0	0
	22:15	0	0	0	0	0	0	0	0	2	0	0	0	0	0	0	0	0	0	0	0	0	0	0	0	0	0	0	0	0	0
	22:30	0	0	0	0	0	0	0	0	0	0	0	0	0	0	0	0	0	0	0	0	0	0	0	0	0	0	0	0	0	0
	22:45	0	0	0	0	0	0	0	0	0	0	0	0	0	0	0	0	0	0	0	0	0	0	0	0	0	0	0	0	0	0
	23:00	0	0	0	0	0	0	0	0	1	0	0	0	0	0	0	0	0	0	0	0	0	0	0	0	0	0	0	0	0	0
	23:15	0	0	0	0	0	0	0	0	1	0	0	0	0	0	0	0	0	0	0	0	1	0	0	0	0	0	0	0	0	0
	23:30	0	0	0	0	0	0	0	0	0	0	0	0	0	0	0	0	0	0	0	0	0	0	0	0	0	0	0	0	0	0
	23:45	0	0	0	0	1	0	0	0	1	0	0	0	0	0	0	0	0	0	0	0	0	0	0	0	0	0	0	0	0	0