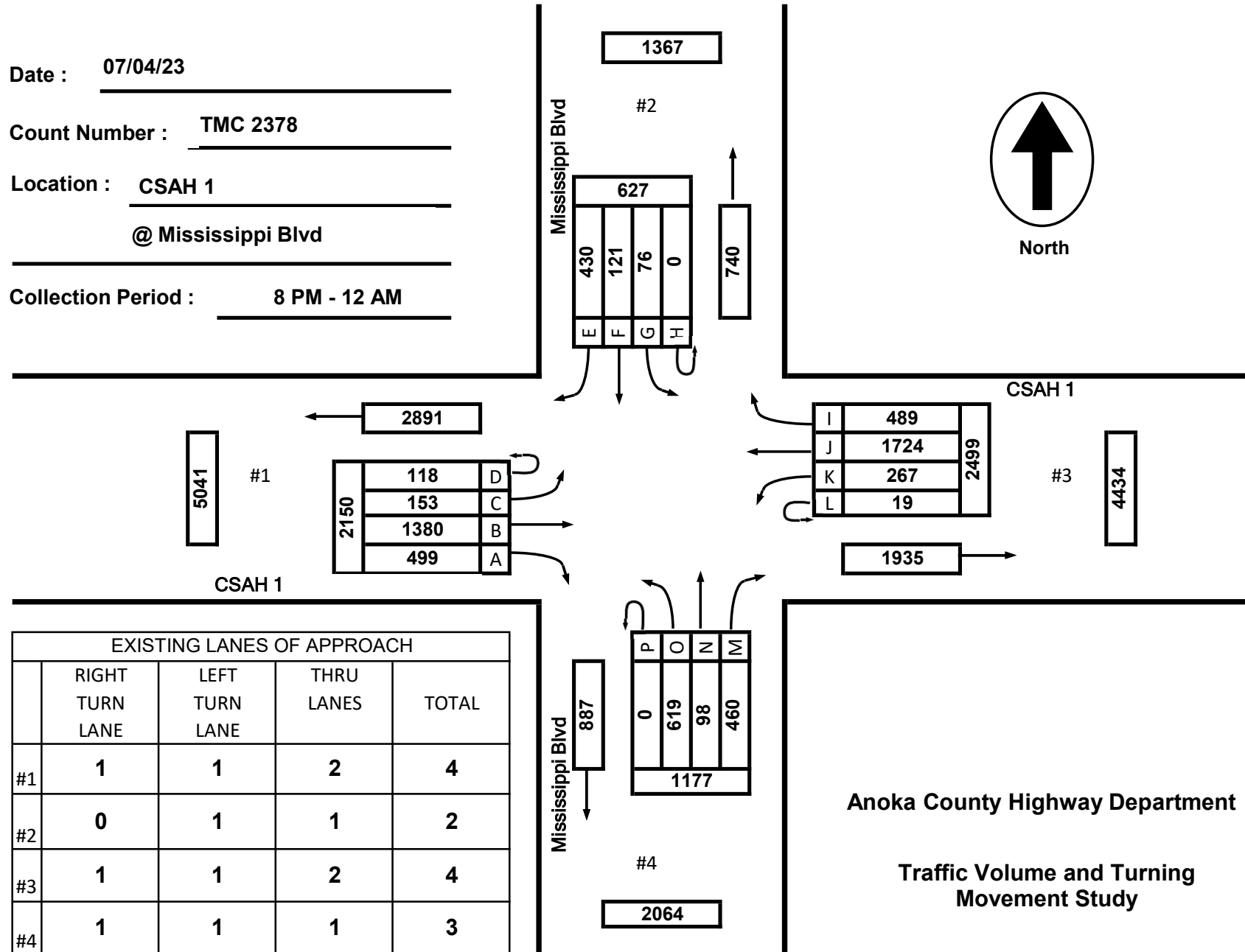


Date : 07/04/23

Count Number : TMC 2378

Location : CSAH 1
@ Mississippi Blvd

Collection Period : 8 PM - 12 AM



EXISTING LANES OF APPROACH				
	RIGHT TURN LANE	LEFT TURN LANE	THRU LANES	TOTAL
#1	1	1	2	4
#2	0	1	1	2
#3	1	1	2	4
#4	1	1	1	3

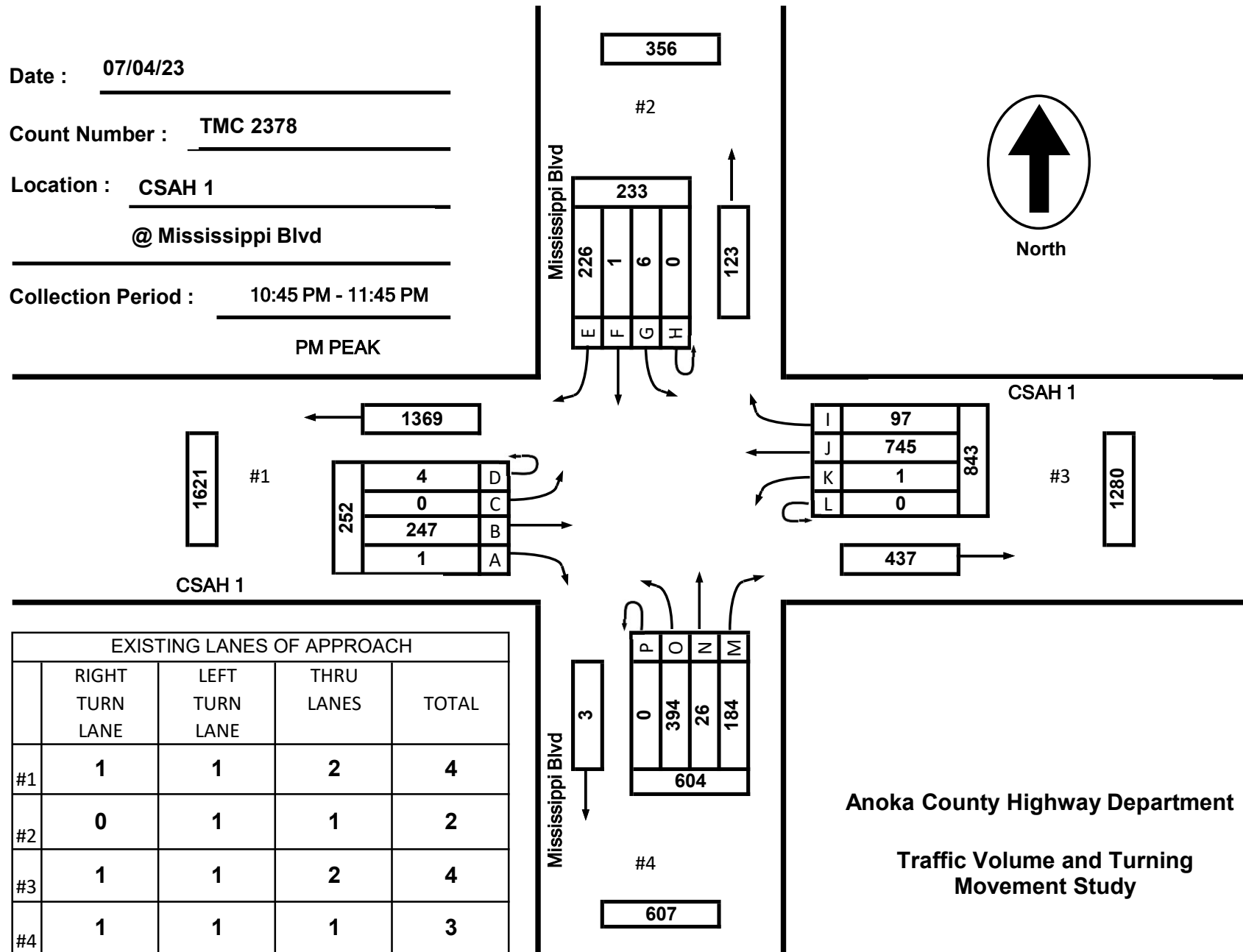

Anoka County Highway Department
 Traffic Volume and Turning Movement Study

Date : 07/04/23

Count Number : TMC 2378

Location : CSAH 1
@ Mississippi Blvd

Collection Period : 10:45 PM - 11:45 PM
PM PEAK



CSAH 1

CSAH 1

EXISTING LANES OF APPROACH

	RIGHT TURN LANE	LEFT TURN LANE	THRU LANES	TOTAL
#1	1	1	2	4
#2	0	1	1	2
#3	1	1	2	4
#4	1	1	1	3

Anoka County Highway Department
 Traffic Volume and Turning
 Movement Study

TMC 2378 - CSAH 1 @ Mississippi Blvd
0 0

Tuesday, July 4, 2023

Time	Southbound						Westbound						Northbound						Eastbound						VEHICLE TOTAL
	U Turns	Left Turns	Straight Through	Right Turns	Crosswalk Crossings	Vehicle Approach Total	U Turns	Left Turns	Straight Through	Right Turns	Crosswalk Crossings	Vehicle Approach Total	U Turns	Left Turns	Straight Through	Right Turns	Crosswalk Crossings	Vehicle Approach Total	U Turns	Left Turns	Straight Through	Right Turns	Crosswalk Crossings	Vehicle Approach Total	
4:00 PM	0	0	0	0	0	0	0	0	0	0	0	0	0	0	0	0	0	0	0	0	0	0	0	0	0
4:15 PM	0	0	0	0	0	0	0	0	0	0	0	0	0	0	0	0	0	0	0	0	0	0	0	0	0
4:30 PM	0	0	0	0	0	0	0	0	0	0	0	0	0	0	0	0	0	0	0	0	0	0	0	0	0
4:45 PM	0	0	0	0	0	0	0	0	0	0	0	0	0	0	0	0	0	0	0	0	0	0	0	0	0
Hourly Total	0	0	0	0	0	0	0	0	0	0	0	0	0	0	0	0	0	0	0	0	0	0	0	0	0
5:00 PM	0	0	0	0	0	0	0	0	0	0	0	0	0	0	0	0	0	0	0	0	0	0	0	0	0
5:15 PM	0	0	0	0	0	0	0	0	0	0	0	0	0	0	0	0	0	0	0	0	0	0	0	0	0
5:30 PM	0	0	0	0	0	0	0	0	0	0	0	0	0	0	0	0	0	0	0	0	0	0	0	0	0
5:45 PM	0	0	0	0	0	0	0	0	0	0	0	0	0	0	0	0	0	0	0	0	0	0	0	0	0
Hourly Total	0	0	0	0	0	0	0	0	0	0	0	0	0	0	0	0	0	0	0	0	0	0	0	0	0
6:00 PM	0	0	0	0	0	0	0	0	0	0	0	0	0	0	0	0	0	0	0	0	0	0	0	0	0
6:15 PM	0	0	0	0	0	0	0	0	0	0	0	0	0	0	0	0	0	0	0	0	0	0	0	0	0
6:30 PM	0	0	0	0	0	0	0	0	0	0	0	0	0	0	0	0	0	0	0	0	0	0	0	0	0
6:45 PM	0	0	0	0	0	0	0	0	0	0	0	0	0	0	0	0	0	0	0	0	0	0	0	0	0
Hourly Total	0	0	0	0	0	0	0	0	0	0	0	0	0	0	0	0	0	0	0	0	0	0	0	0	0
7:00 PM	0	0	0	0	0	0	0	0	0	0	0	0	0	0	0	0	0	0	0	0	0	0	0	0	0
7:15 PM	0	0	0	0	0	0	0	0	0	0	0	0	0	0	0	0	0	0	0	0	0	0	0	0	0
7:30 PM	0	0	0	0	0	0	0	0	0	0	0	0	0	0	0	0	0	0	0	0	0	0	0	0	0
7:45 PM	0	0	0	0	0	0	0	0	0	0	0	0	0	0	0	0	0	0	0	0	0	0	0	0	0
Hourly Total	0	0	0	0	0	0	0	0	0	0	0	0	0	0	0	0	0	0	0	0	0	0	0	0	0
8:00 PM	0	5	17	6	23	28	2	47	70	31	47	150	0	12	7	26	57	45	1	17	91	73	15	182	405
8:15 PM	0	12	13	3	16	28	2	36	88	42	58	168	0	10	9	25	30	44	2	13	111	61	26	187	427
8:30 PM	0	9	13	5	27	27	1	45	63	27	67	136	0	14	5	17	45	36	4	18	92	73	44	187	386
8:45 PM	0	14	20	8	30	42	3	38	68	29	80	138	0	14	10	23	60	47	1	16	101	74	48	192	419
Hourly Total	0	40	63	22	96	125	8	166	289	129	252	592	0	50	31	91	192	172	8	64	395	281	133	748	1637
9:00 PM	0	8	21	8	31	37	4	31	36	46	106	117	0	14	4	22	35	40	10	16	118	91	58	235	429
9:15 PM	0	16	21	4	25	41	4	43	75	59	71	181	0	12	14	28	126	54	12	23	91	85	135	211	487
9:30 PM	0	0	4	25	23	29	1	21	121	20	68	163	0	9	0	19	75	28	21	4	144	37	131	206	426
9:45 PM	0	0	0	52	3	52	0	0	144	57	41	201	0	8	2	13	62	23	12	10	143	0	100	165	441
Hourly Total	0	24	46	89	82	159	9	95	376	182	286	662	0	43	20	82	298	145	55	53	496	213	424	817	1783
10:00 PM	0	0	0	27	5	27	0	0	91	30	10	121	0	12	3	15	27	30	24	20	97	0	38	141	319
10:15 PM	0	0	1	36	8	37	0	1	72	30	38	103	0	52	1	56	37	109	11	13	85	0	32	109	358
10:30 PM	0	0	0	26	18	26	0	0	80	19	298	99	0	56	6	18	122	80	16	2	48	0	245	66	271
10:45 PM	0	0	0	47	21	47	0	0	155	11	84	166	0	135	7	38	57	180	3	0	67	0	71	70	463
Hourly Total	0	0	1	136	52	137	0	1	398	90	430	489	0	255	17	127	243	399	54	35	297	0	386	386	1411
11:00 PM	0	0	0	54	6	54	0	0	215	45	32	260	0	81	0	40	41	121	1	0	49	0	14	50	485
11:15 PM	0	0	0	89	0	89	0	0	176	23	14	199	0	77	5	44	8	126	0	0	88	0	4	88	502
11:30 PM	0	6	1	36	0	43	0	1	199	18	18	218	0	101	14	62	8	177	0	0	43	1	3	44	482
11:45 PM	0	6	10	4	0	20	2	4	71	2	0	79	0	12	11	14	3	37	0	1	12	4	2	17	153
Hourly Total	0	12	11	183	6	206	2	5	661	88	64	756	0	271	30	160	60	461	1	1	192	5	23	199	1622
DAILY TOTAL	0	76	121	430	236	627	19	267	1724	489	1032	2499	0	619	98	460	793	1177	118	153	1380	499	966	2150	6453
Cars	0	76	121	430	236	627	19	267	1721	488	1026	2495	0	619	98	460	782	1177	118	152	1378	499	950	2147	6446
Heavy Vehicles	0	0	0	0	0	0	0	0	3	1	6	4	0	0	0	0	11	0	0	1	2	0	16	3	7
Heavy Vehicle %	0.00%	0.00%	0.00%	0.00%	0.00%	0.00%	0.00%	0.00%	0.17%	0.20%	0.58%	0.16%	0.00%	0.00%	0.00%	0.00%	1.39%	0.00%	0.00%	0.65%	0.14%	0.00%	1.66%	0.14%	0.11%

TMC 2378 - CSAH 1 @ Mississippi Blvd
0 0

Tuesday, July 4, 2023

AM Peak Hour

Time	Southbound						Westbound						Northbound						Eastbound						VEHICLE TOTAL						
	U Turns	Left Turns	Straight Through	Right Turns	Crosswalk Crossings	Vehicle Approach Total	U Turns	Left Turns	Straight Through	Right Turns	Crosswalk Crossings	Vehicle Approach Total	U Turns	Left Turns	Straight Through	Right Turns	Crosswalk Crossings	Vehicle Approach Total	U Turns	Left Turns	Straight Through	Right Turns	Crosswalk Crossings	Vehicle Approach Total							
12:00 AM	0	0	0	0	0	0	0	0	0	0	0	0	0	0	0	0	0	0	0	0	0	0	0	0	0	0	0	0	0	0	0
12:15 AM	0	0	0	0	0	0	0	0	0	0	0	0	0	0	0	0	0	0	0	0	0	0	0	0	0	0	0	0	0	0	0
12:30 AM	0	0	0	0	0	0	0	0	0	0	0	0	0	0	0	0	0	0	0	0	0	0	0	0	0	0	0	0	0	0	0
12:45 AM	0	0	0	0	0	0	0	0	0	0	0	0	0	0	0	0	0	0	0	0	0	0	0	0	0	0	0	0	0	0	0
Peak Hour Total PHF	0	0	0	0	0	0	0	0	0	0	0	0	0	0	0	0	0	0	0	0	0	0	0	0	0	0	0	0	0	0	0.000

PM Peak Hour

Time	Southbound						Westbound						Northbound						Eastbound						VEHICLE TOTAL
	U Turns	Left Turns	Straight Through	Right Turns	Crosswalk Crossings	Vehicle Approach Total	U Turns	Left Turns	Straight Through	Right Turns	Crosswalk Crossings	Vehicle Approach Total	U Turns	Left Turns	Straight Through	Right Turns	Crosswalk Crossings	Vehicle Approach Total	U Turns	Left Turns	Straight Through	Right Turns	Crosswalk Crossings	Vehicle Approach Total	
10:45 PM	0	0	0	47	21	47	0	0	155	11	84	166	0	135	7	38	57	180	3	0	67	0	71	70	463
11:00 PM	0	0	0	54	6	54	0	0	215	45	32	260	0	81	0	40	41	121	1	0	49	0	14	50	485
11:15 PM	0	0	0	89	0	89	0	0	176	23	14	199	0	77	5	44	8	126	0	0	88	0	4	88	502
11:30 PM	0	6	1	36	0	43	0	1	199	18	18	218	0	101	14	62	8	177	0	0	43	1	3	44	482
Peak Hour Total PHF	0	6	1	226	27	233	0	1	745	97	148	843	0	394	26	184	114	604	4	0	247	1	92	252	1932
	0.000	0.250	0.250	0.635	0.321	0.654	0.000	0.250	0.866	0.539	0.440	0.811	0.000	0.730	0.464	0.742	0.500	0.839	0.333	0.000	0.702	0.250	0.324	0.716	0.962

Total Vehicles On Leg				1367		
Vehicles Entering Intersection			627	Vehicles Exiting Intersection		740
Southbound						
Cars	430	121	76	0	236	
Heavy	0	0	0	0	0	
Total	430	121	76	0	236	



Total Vehicles on Leg 5041	Vehicles Entering Intersection 2150	Eastbound	Cars	Heavy	Total
			950	16	966
			118	0	118
	Vehicles Exiting Intersection 2891		152	1	153
	1378		2	1380	
			499	0	499



Daily Volumes

Cars	Heavy	Total	Westbound	Vehicles Entering Intersection 2499	Total Vehicles on Leg 4434
488	1	489			
1721	3	1724			
Vehicles Exiting Intersection 1935	267	0		267	
19	0	19			
	1026	6	1032		



Cars	782	0	619	98	460	
Heavy	11	0	0	0	0	
Total	793	0	619	98	460	
Northbound						
Vehicles Entering Intersection			1177	Vehicles Exiting Intersection		887
Total Vehicles On Leg			2064			



