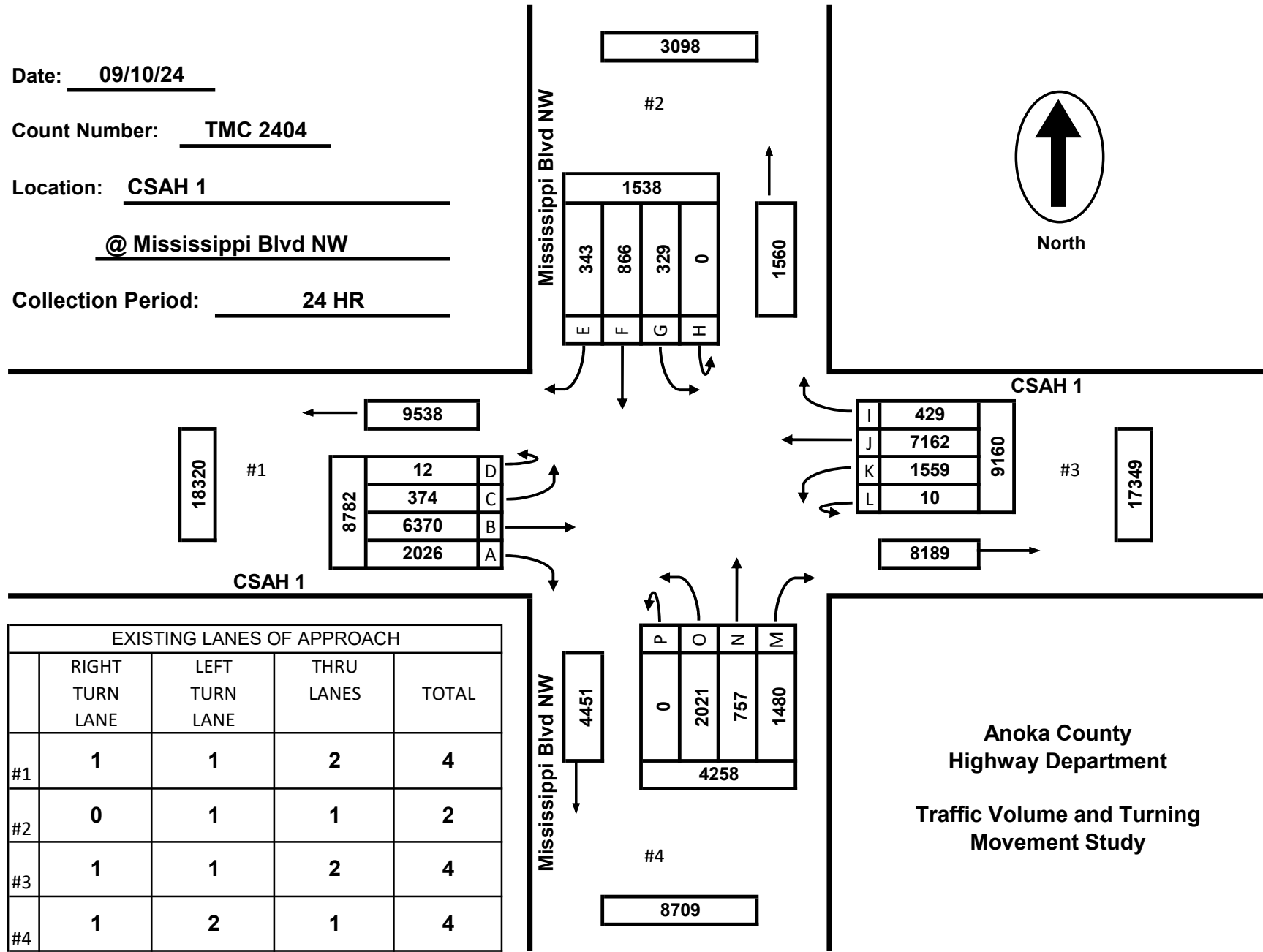



Date: 09/10/24

Count Number: TMC 2404

Location: CSAH 1
@ Mississippi Blvd NW

Collection Period: 24 HR



EXISTING LANES OF APPROACH				
	RIGHT TURN LANE	LEFT TURN LANE	THRU LANES	TOTAL
#1	1	1	2	4
#2	0	1	1	2
#3	1	1	2	4
#4	1	2	1	4

Anoka County
 Highway Department
 Traffic Volume and Turning
 Movement Study

Date: 09/10/24


Count Number: TMC 2404

Location: CSAH 1

@ Mississippi Blvd NW

Collection Period: 24 HR

Peak Hour: 7:15 - 8:15 AM



CSAH 1

CSAH 1

Mississippi Blvd NW

Mississippi Blvd NW

EXISTING LANES OF APPROACH				
	RIGHT TURN LANE	LEFT TURN LANE	THRU LANES	TOTAL
#1	1	1	2	4
#2	0	1	1	2
#3	1	1	2	4
#4	1	2	1	4

250

#2

179			
20	141	18	0
E	F	G	H

71

1438

#1

914	0	D
	32	C
	569	B
	313	A

524

I	20	667
J	412	
K	235	
L	0	

#3

1304

637

P	O	N	M
0	92	19	50
161			

#4

850

689

Anoka County Highway Department

Traffic Volume and Turning Movement Study

Date: 09/10/24

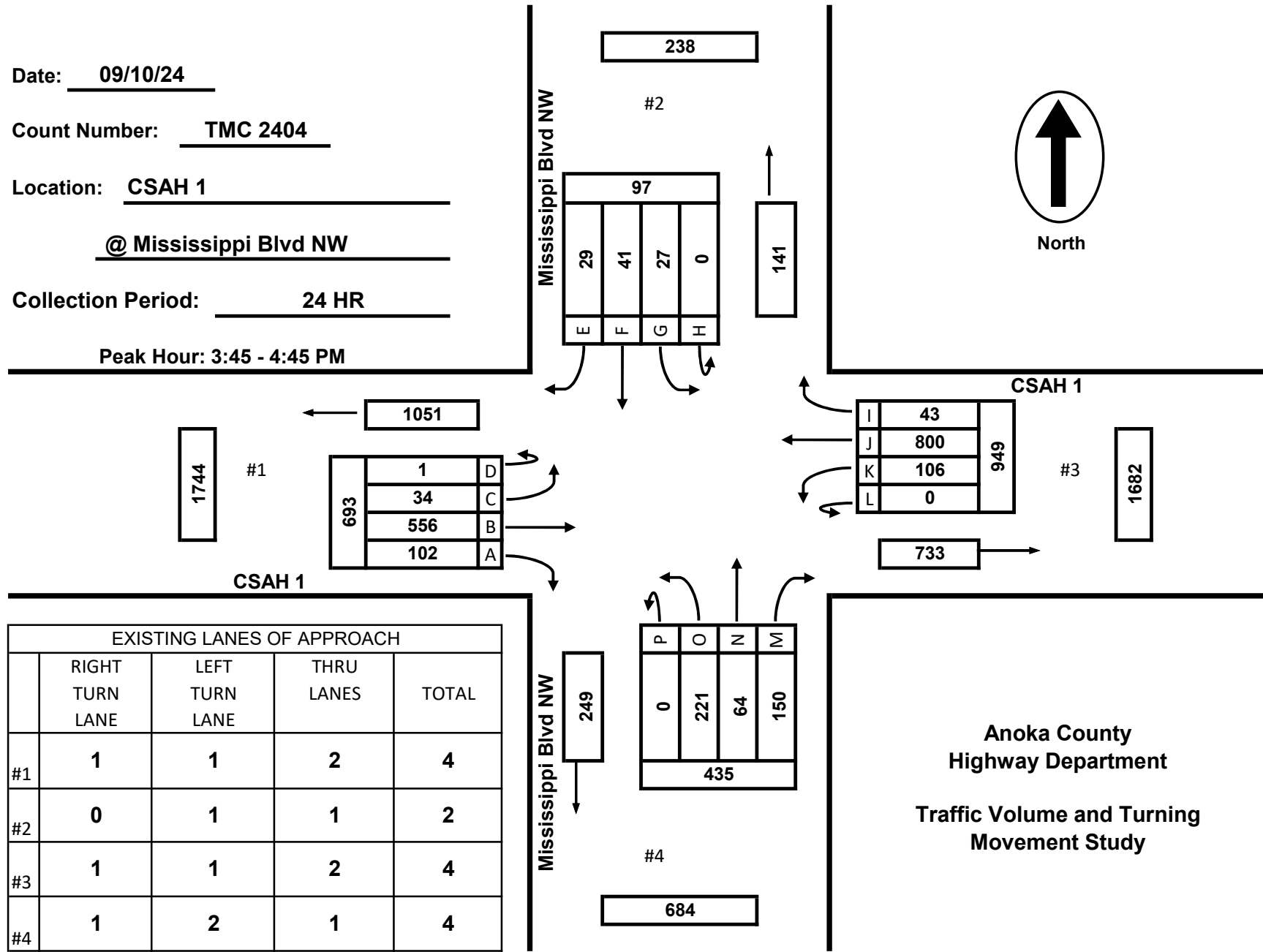

Count Number: TMC 2404

Location: CSAH 1

@ Mississippi Blvd NW

Collection Period: 24 HR

Peak Hour: 3:45 - 4:45 PM



CSAH 1

CSAH 1

EXISTING LANES OF APPROACH				
	RIGHT TURN LANE	LEFT TURN LANE	THRU LANES	TOTAL
#1	1	1	2	4
#2	0	1	1	2
#3	1	1	2	4
#4	1	2	1	4

Anoka County
Highway Department
Traffic Volume and Turning
Movement Study

TMC 2404 - CSAH 1 @ Mississippi Blvd NW
Coon Rapids MN
Tuesday, September 10, 2024

Time	Southbound Mississippi Blvd NW						Westbound CSAH 1						Northbound Mississippi Blvd NW						Eastbound CSAH 1						VEHICLE TOTAL
	U Turns	Left Turns	Straight Through	Right Turns	Crosswalk Crossings	Vehicle Approach Total	U Turns	Left Turns	Straight Through	Right Turns	Crosswalk Crossings	Vehicle Approach Total	U Turns	Left Turns	Straight Through	Right Turns	Crosswalk Crossings	Vehicle Approach Total	U Turns	Left Turns	Straight Through	Right Turns	Crosswalk Crossings	Vehicle Approach Total	
12:00 AM	0	0	0	0	0	0	0	0	8	1	0	9	0	0	0	0	0	0	0	0	10	1	0	11	20
12:15 AM	0	0	0	0	0	0	0	0	6	0	0	6	0	0	0	0	0	0	0	0	5	0	0	5	11
12:30 AM	0	0	0	0	0	0	0	2	6	0	0	8	0	0	0	0	0	0	0	0	5	1	0	6	14
12:45 AM	0	0	0	0	0	0	0	0	2	0	0	2	0	0	0	0	0	0	0	0	1	8	0	9	11
Hourly Total	0	0	0	0	0	0	0	2	22	1	0	25	0	0	0	0	0	0	0	1	28	2	0	31	56
1:00 AM	0	0	0	0	0	0	0	0	3	0	0	3	0	0	0	0	0	0	0	1	12	1	0	14	17
1:15 AM	0	0	0	0	0	0	0	0	3	0	0	3	0	0	0	0	0	0	0	0	3	0	0	3	6
1:30 AM	0	1	0	0	0	1	0	0	1	0	0	1	0	0	0	0	0	0	0	1	12	1	0	14	16
1:45 AM	0	0	0	0	0	0	0	0	5	0	0	5	0	1	1	0	0	2	0	0	3	0	0	3	10
Hourly Total	0	1	0	0	0	1	0	0	12	0	0	12	0	1	1	0	0	2	0	2	30	2	0	34	49
2:00 AM	0	0	0	0	0	0	0	0	8	0	0	8	0	0	0	0	0	0	0	0	6	0	0	6	14
2:15 AM	0	0	0	0	0	0	0	0	3	1	0	4	0	0	0	0	1	0	0	0	2	1	0	3	7
2:30 AM	0	1	0	0	0	1	0	0	3	0	0	3	0	0	0	0	0	0	0	0	1	0	0	1	5
2:45 AM	0	1	0	0	0	1	0	0	2	0	0	2	0	0	0	0	0	0	0	0	5	0	0	5	8
Hourly Total	0	2	0	0	0	2	0	0	16	1	0	17	0	0	0	0	1	0	0	0	14	1	0	15	34
3:00 AM	0	1	0	1	0	2	0	0	4	0	0	4	0	0	0	0	0	0	0	0	5	0	0	5	11
3:15 AM	0	0	0	1	0	1	0	0	5	0	0	5	0	0	0	1	0	1	0	0	11	0	0	11	18
3:30 AM	0	0	0	0	0	0	0	0	4	0	0	4	0	0	0	0	0	0	0	0	7	0	0	7	11
3:45 AM	0	0	0	0	0	0	0	1	2	0	0	3	0	3	1	0	0	4	0	0	5	0	0	5	12
Hourly Total	0	1	0	2	0	3	0	1	15	0	0	16	0	3	1	1	0	5	0	0	28	0	0	28	52
4:00 AM	0	0	1	0	0	1	0	1	7	0	2	8	0	0	0	1	2	1	0	1	4	0	0	5	15
4:15 AM	0	1	0	1	0	2	0	0	8	0	0	8	0	2	0	0	0	2	0	0	11	0	0	11	23
4:30 AM	0	2	0	1	0	3	0	1	14	0	0	15	0	0	0	2	0	2	0	0	17	0	0	17	37
4:45 AM	0	1	0	1	0	2	0	1	18	0	0	19	0	3	0	1	0	4	0	0	16	0	0	16	41
Hourly Total	0	4	1	3	0	8	0	3	47	0	2	50	0	5	0	4	2	9	0	1	48	0	0	49	116
5:00 AM	0	1	0	1	0	2	0	1	22	0	0	23	0	4	0	1	0	5	0	0	17	1	0	18	48
5:15 AM	0	2	0	4	0	6	0	2	19	1	0	22	0	3	1	0	0	4	0	1	38	1	0	40	72
5:30 AM	0	2	0	7	0	9	0	1	26	1	0	28	0	7	0	1	0	8	0	0	52	3	0	55	100
5:45 AM	0	2	1	4	0	7	0	2	25	3	0	30	0	5	0	0	0	5	0	0	30	4	0	34	76
Hourly Total	0	7	1	16	0	24	0	6	92	5	0	103	0	19	1	2	0	22	0	1	137	9	0	147	296
6:00 AM	0	3	2	4	0	9	0	0	36	2	0	38	0	4	2	2	0	8	0	1	45	6	0	52	107
6:15 AM	0	3	6	8	0	17	0	0	58	0	0	58	0	6	2	2	0	10	0	1	73	8	0	82	167
6:30 AM	0	4	4	7	0	15	0	13	69	3	0	85	0	11	4	2	0	17	0	5	75	19	0	99	216
6:45 AM	0	3	21	6	0	30	0	21	84	3	0	108	0	14	2	8	0	24	0	5	71	19	1	95	257
Hourly Total	0	13	33	25	0	71	0	34	247	8	0	289	0	35	10	14	0	59	0	12	264	52	1	328	747
7:00 AM	0	8	19	7	0	34	0	15	83	0	0	98	0	13	1	6	0	20	0	5	107	26	2	138	290
7:15 AM	0	5	18	7	0	30	0	24	101	7	0	132	0	25	6	9	0	40	0	7	103	45	1	155	357
7:30 AM	0	1	35	2	0	38	0	70	109	5	0	184	0	16	4	14	0	34	0	14	193	87	0	294	550
7:45 AM	0	3	74	1	0	78	0	108	107	4	0	219	0	38	1	13	0	52	0	2	130	128	0	260	609
Hourly Total	0	17	146	17	0	180	0	217	400	16	0	633	0	92	12	42	0	146	0	28	533	286	3	847	1806

**TMC 2404 - CSAH 1 @ Mississippi Blvd NW
Coon Rapids MN
Tuesday, September 10, 2024**

Time	Southbound Mississippi Blvd NW					Westbound CSAH 1					Northbound Mississippi Blvd NW					Eastbound CSAH 1					VEHICLE TOTAL				
	U Turns	Left Turns	Straight Through	Right Turns	Crosswalk Crossings	Vehicle Approach Total	U Turns	Left Turns	Straight Through	Right Turns	Crosswalk Crossings	Vehicle Approach Total	U Turns	Left Turns	Straight Through	Right Turns	Crosswalk Crossings	Vehicle Approach Total	U Turns	Left Turns		Straight Through	Right Turns	Crosswalk Crossings	Vehicle Approach Total
8:00 AM	0	9	14	10	0	33	0	33	95	4	0	132	0	13	8	14	0	35	0	9	143	53	0	205	405
8:15 AM	0	4	11	4	0	19	0	25	87	6	0	118	0	17	11	9	0	37	0	5	112	29	0	146	320
8:30 AM	0	3	9	7	0	19	0	23	87	7	0	117	0	14	7	15	0	36	0	4	116	45	0	165	337
8:45 AM	0	5	18	2	0	25	0	25	81	4	1	110	0	31	10	18	0	59	0	5	77	52	1	134	328
Hourly Total	0	21	52	23	0	96	0	106	350	21	1	477	0	75	36	56	0	167	0	23	448	179	1	650	1390
9:00 AM	0	5	23	9	0	37	0	49	100	7	0	156	0	20	10	13	1	43	0	5	79	49	1	133	369
9:15 AM	0	4	45	4	0	53	0	71	92	4	0	167	0	22	16	20	0	58	0	0	82	90	0	172	450
9:30 AM	0	6	28	5	0	39	0	38	98	4	3	140	0	27	11	21	0	59	0	8	81	59	1	148	386
9:45 AM	0	5	21	2	0	28	1	41	101	7	0	150	0	66	22	32	0	120	0	1	76	59	3	136	434
Hourly Total	0	20	117	20	0	157	1	199	391	22	3	613	0	135	59	86	1	280	0	14	318	257	5	589	1639
10:00 AM	0	2	9	2	0	13	0	25	91	3	0	119	0	29	15	21	4	65	0	8	91	22	0	121	318
10:15 AM	0	3	14	7	0	24	0	23	95	4	0	122	0	15	9	26	0	50	0	3	82	44	0	129	325
10:30 AM	0	4	24	3	0	31	0	26	79	2	0	107	0	31	10	20	1	61	0	3	104	52	0	159	358
10:45 AM	0	2	16	6	2	24	0	50	88	3	0	141	0	55	17	48	0	120	1	5	85	59	0	150	435
Hourly Total	0	11	63	18	2	92	0	124	353	12	0	489	0	130	51	115	5	296	1	19	362	177	0	559	1436
11:00 AM	0	8	4	6	0	18	0	23	84	7	0	114	0	56	18	29	0	103	2	6	88	35	0	131	366
11:15 AM	0	3	15	3	0	21	0	18	101	3	0	122	0	29	19	22	0	70	0	6	113	35	0	154	367
11:30 AM	0	1	27	6	0	34	0	26	109	4	0	139	0	24	9	20	0	53	0	7	110	49	0	166	392
11:45 AM	0	7	32	7	0	46	0	47	106	7	0	160	0	49	16	42	0	107	0	12	81	54	10	147	460
Hourly Total	0	19	78	22	0	119	0	114	400	21	0	535	0	158	62	113	0	333	2	31	392	173	10	598	1585
12:00 PM	0	8	15	6	0	29	0	33	94	8	0	135	0	44	19	24	0	87	0	7	95	36	0	138	389
12:15 PM	0	5	28	4	0	37	0	42	95	8	0	145	0	89	27	62	0	178	1	6	91	59	0	157	517
12:30 PM	0	6	11	8	0	25	0	24	104	6	0	134	0	49	18	29	0	96	0	1	101	31	1	133	388
12:45 PM	0	4	13	3	0	20	0	25	109	8	0	142	0	34	18	31	0	83	0	5	93	30	0	128	373
Hourly Total	0	23	67	21	0	111	0	124	402	30	0	556	0	216	82	146	0	444	1	19	380	156	1	556	1667
1:00 PM	0	4	6	5	0	15	0	9	110	5	0	124	0	34	16	26	0	76	1	8	98	27	0	134	349
1:15 PM	0	7	16	7	0	30	0	27	133	5	0	165	0	47	7	22	0	76	0	10	95	21	0	126	397
1:30 PM	0	7	18	2	0	27	0	28	107	5	0	140	0	43	18	44	0	105	1	2	105	36	0	144	416
1:45 PM	0	5	23	5	0	33	0	44	158	10	0	212	0	117	57	72	0	246	0	6	98	47	0	151	642
Hourly Total	0	23	63	19	0	105	0	108	508	25	0	641	0	241	98	164	0	503	2	26	396	131	0	555	1804
2:00 PM	0	8	12	8	0	28	0	18	126	11	1	155	0	59	23	55	0	137	0	4	105	35	0	144	464
2:15 PM	0	10	5	8	0	23	0	14	158	7	0	179	0	40	14	35	0	89	0	10	110	29	0	149	440
2:30 PM	0	5	9	4	0	18	0	20	126	6	0	152	0	30	15	24	1	69	0	8	110	17	0	135	374
2:45 PM	0	5	4	7	0	16	0	19	171	9	1	199	0	27	9	20	1	56	0	7	98	24	2	129	400
Hourly Total	0	28	30	27	0	85	0	71	581	33	2	685	0	156	61	134	2	351	0	29	423	105	2	557	1678
3:00 PM	0	7	3	4	0	14	0	23	148	12	0	183	0	20	10	32	2	62	0	7	149	24	1	180	439
3:15 PM	0	8	12	12	0	32	0	30	139	8	1	177	0	48	14	49	0	111	0	5	141	23	0	169	489
3:30 PM	0	6	15	3	0	24	0	15	179	7	1	201	0	53	17	43	2	113	0	7	186	30	0	223	561
3:45 PM	0	8	13	7	0	28	0	28	191	12	2	231	0	81	21	59	1	161	0	15	119	21	1	155	575
Hourly Total	0	29	43	26	0	98	0	96	657	39	4	792	0	202	62	183	5	447	0	34	595	98	2	727	2064

**TMC 2404 - CSAH 1 @ Mississippi Blvd NW
Coon Rapids MN
Tuesday, September 10, 2024**

Time	Southbound Mississippi Blvd NW						Westbound CSAH 1						Northbound Mississippi Blvd NW						Eastbound CSAH 1						VEHICLE TOTAL
	U Turns	Left Turns	Straight Through	Right Turns	Crosswalk Crossings	Vehicle Approach Total	U Turns	Left Turns	Straight Through	Right Turns	Crosswalk Crossings	Vehicle Approach Total	U Turns	Left Turns	Straight Through	Right Turns	Crosswalk Crossings	Vehicle Approach Total	U Turns	Left Turns	Straight Through	Right Turns	Crosswalk Crossings	Vehicle Approach Total	
4:00 PM	0	6	10	8	0	24	0	30	190	11	5	231	0	39	13	34	0	86	1	6	170	25	0	202	543
4:15 PM	0	5	5	4	0	14	0	21	199	8	2	228	0	44	9	23	0	76	0	7	112	25	0	144	462
4:30 PM	0	8	13	10	1	31	0	27	220	12	0	259	0	57	21	34	2	112	0	6	155	31	2	192	594
4:45 PM	0	3	8	6	1	17	0	14	170	15	0	199	0	37	7	26	0	70	0	12	119	20	0	151	437
Hourly Total	0	22	36	28	2	86	0	92	779	46	7	917	0	177	50	117	2	344	1	31	556	101	2	689	2036
5:00 PM	0	2	9	11	0	22	0	23	206	11	0	240	0	36	16	19	0	71	0	8	112	25	0	145	478
5:15 PM	0	3	6	5	0	14	0	18	184	8	0	210	0	38	16	21	0	75	0	4	105	27	0	136	435
5:30 PM	0	5	8	6	0	19	0	22	151	15	0	188	0	26	8	20	0	54	0	17	91	35	0	143	404
5:45 PM	0	9	17	6	0	32	0	49	168	14	1	231	0	13	9	18	1	40	2	6	84	26	0	118	421
Hourly Total	0	19	40	28	0	87	0	112	709	48	1	869	0	113	49	78	1	240	2	35	392	113	0	542	1738
6:00 PM	0	4	7	5	0	16	0	22	131	13	1	166	0	19	7	11	1	37	0	4	82	18	1	104	323
6:15 PM	0	4	16	5	0	25	1	13	124	11	3	149	0	14	13	4	0	31	0	6	83	16	1	105	310
6:30 PM	0	6	9	4	0	19	0	11	98	9	0	119	0	11	5	14	1	30	1	8	72	20	0	101	269
6:45 PM	0	4	9	7	1	20	1	12	89	7	0	109	0	15	7	11	0	33	1	2	73	10	2	86	248
Hourly Total	0	18	41	21	1	80	3	58	442	40	4	543	0	59	32	40	2	131	2	20	310	64	4	396	1150
7:00 PM	0	2	7	4	0	13	1	7	64	6	0	78	0	19	13	28	0	60	0	4	69	7	0	80	231
7:15 PM	0	4	5	2	0	11	1	5	66	5	0	77	0	26	9	19	0	54	0	1	57	13	2	71	213
7:30 PM	0	8	5	2	0	15	0	4	61	4	1	69	0	21	5	7	0	33	0	6	76	12	0	94	211
7:45 PM	0	6	3	2	0	11	1	15	56	9	0	81	0	22	8	17	0	47	0	1	61	9	0	71	210
Hourly Total	0	20	20	10	0	50	3	31	247	24	1	305	0	88	35	71	0	194	0	12	263	41	2	316	865
8:00 PM	0	4	8	3	0	15	0	10	49	3	1	62	0	18	11	17	0	46	0	3	60	12	2	75	198
8:15 PM	0	2	4	3	0	9	0	9	51	3	0	63	0	19	6	17	0	42	0	2	50	8	2	60	174
8:30 PM	0	3	6	2	0	11	1	2	51	8	0	62	0	8	3	12	0	23	0	6	43	10	1	59	155
8:45 PM	0	5	1	1	0	7	0	8	36	2	0	46	0	14	11	15	0	40	0	3	39	4	0	46	139
Hourly Total	0	14	19	9	0	42	1	29	187	16	1	233	0	59	31	61	0	151	0	14	192	34	5	240	666
9:00 PM	0	1	1	1	0	3	0	7	35	4	0	46	0	9	3	9	0	21	1	6	29	6	0	42	112
9:15 PM	0	1	3	0	0	4	2	4	41	1	0	48	0	10	7	10	0	27	0	2	34	5	0	41	120
9:30 PM	0	4	1	0	0	5	0	3	27	3	0	33	0	10	4	6	0	20	0	3	32	3	0	38	96
9:45 PM	0	2	0	1	0	3	0	5	32	3	0	40	0	5	3	6	0	14	0	0	22	5	0	27	84
Hourly Total	0	8	5	2	0	15	2	19	135	11	0	167	0	34	17	31	0	82	1	11	117	19	0	148	412
10:00 PM	0	0	2	0	0	2	0	2	34	6	0	42	0	4	1	5	0	10	0	2	23	6	0	31	85
10:15 PM	0	3	4	1	0	8	0	1	35	1	0	37	0	4	1	3	0	8	0	0	23	6	0	29	82
10:30 PM	0	2	0	1	0	3	0	4	26	1	0	31	0	4	1	5	0	10	0	1	11	2	0	14	58
10:45 PM	0	2	3	1	0	6	0	2	27	0	0	29	0	5	2	3	0	10	0	2	12	3	0	17	62
Hourly Total	0	7	9	3	0	19	0	9	122	8	0	139	0	17	5	16	0	38	0	5	69	17	0	91	287
11:00 PM	0	1	1	2	0	4	0	0	14	0	0	14	0	1	2	3	0	6	0	2	32	7	0	41	65
11:15 PM	0	0	1	1	0	2	0	0	22	1	0	23	0	1	0	2	0	3	0	1	7	0	0	8	36
11:30 PM	0	1	0	0	0	1	0	3	6	1	0	10	0	2	0	1	0	3	0	1	23	1	1	25	39
11:45 PM	0	0	0	0	0	0	0	1	6	0	0	7	0	2	0	0	0	2	0	2	13	1	0	16	25
Hourly Total	0	2	2	3	0	7	0	4	48	2	0	54	0	6	2	6	0	14	0	6	75	9	1	90	165
DAILY TOTAL	0	329	866	343	5	1538	10	1559	7162	429	26	9160	0	2021	757	1480	21	4258	12	374	6370	2026	39	8782	23738
Cars	0	320	855	332	5	1507	10	1540	6950	419	22	8919	0	1994	752	1470	19	4216	12	362	6156	1994	36	8524	23166
Heavy Vehicles	0	9	11	11	0	31	0	19	212	10	4	241	0	27	5	10	2	42	0	12	214	32	3	258	572
Heavy Vehicle %	0.00%	2.74%	1.27%	3.21%	0.00%	2.02%	0.00%	1.22%	2.96%	2.33%	15.38%	2.63%	0.00%	1.34%	0.66%	0.68%	9.52%	0.99%	0.00%	3.21%	3.36%	1.58%	7.69%	2.94%	2.41%

TMC 2404 - CSAH 1 @ Mississippi Blvd NW
Coon Rapids MN
Tuesday, September 10, 2024

AM Peak Hour

Time	Southbound						Westbound						Northbound						Eastbound						VEHICLE TOTAL
	U Turns	Left Turns	Straight Through	Right Turns	Crosswalk Crossings	Vehicle Approach Total	U Turns	Left Turns	Straight Through	Right Turns	Crosswalk Crossings	Vehicle Approach Total	U Turns	Left Turns	Straight Through	Right Turns	Crosswalk Crossings	Vehicle Approach Total	U Turns	Left Turns	Straight Through	Right Turns	Crosswalk Crossings	Vehicle Approach Total	
7:15 AM	0	5	18	7	0	30	0	24	101	7	0	132	0	25	6	9	0	40	0	7	103	45	1	155	357
7:30 AM	0	1	35	2	0	38	0	70	109	5	0	184	0	16	4	14	0	34	0	14	193	87	0	294	550
7:45 AM	0	3	74	1	0	78	0	108	107	4	0	219	0	38	1	13	0	52	0	2	130	128	0	260	609
8:00 AM	0	9	14	10	0	33	0	33	95	4	0	132	0	13	8	14	0	35	0	9	143	53	0	205	405
Peak Hour Total	0	18	141	20	0	179	0	235	412	20	0	667	0	92	19	50	0	161	0	32	569	313	1	914	1921
PHF	0.000	0.500	0.476	0.500	0.000	0.574	0.000	0.544	0.945	0.714	0.000	0.761	0.000	0.605	0.594	0.893	0.000	0.774	0.000	0.571	0.737	0.611	0.250	0.777	0.789

PM Peak Hour


Time	Southbound						Westbound						Northbound						Eastbound						VEHICLE TOTAL
	U Turns	Left Turns	Straight Through	Right Turns	Crosswalk Crossings	Vehicle Approach Total	U Turns	Left Turns	Straight Through	Right Turns	Crosswalk Crossings	Vehicle Approach Total	U Turns	Left Turns	Straight Through	Right Turns	Crosswalk Crossings	Vehicle Approach Total	U Turns	Left Turns	Straight Through	Right Turns	Crosswalk Crossings	Vehicle Approach Total	
3:45 PM	0	8	13	7	0	28	0	28	191	12	2	231	0	81	21	59	1	161	0	15	119	21	1	155	575
4:00 PM	0	6	10	8	0	24	0	30	190	11	5	231	0	39	13	34	0	86	1	6	170	25	0	202	543
4:15 PM	0	5	5	4	0	14	0	21	199	8	2	228	0	44	9	23	0	76	0	7	112	25	0	144	462
4:30 PM	0	8	13	10	1	31	0	27	220	12	0	259	0	57	21	34	2	112	0	6	155	31	2	192	594
Peak Hour Total	0	27	41	29	1	97	0	106	800	43	9	949	0	221	64	150	3	435	1	34	556	102	3	693	2174
PHF	0.000	0.844	0.788	0.725	0.250	0.782	0.000	0.883	0.909	0.896	0.450	0.916	0.000	0.682	0.762	0.636	0.375	0.675	0.250	0.567	0.818	0.823	0.375	0.858	0.915

Total Vehicles On Leg				3098			
Vehicles Entering Intersection		1538		Vehicles Exiting Intersection		1560	
Southbound							
Cars	332	855	320	0	5		
Heavy	11	11	9	0	0		
Total	343	866	329	0	5		

Total Vehicles on Leg 18320	Vehicles Entering Intersection 8782	Eastbound	Cars	Heavy	Total
			36	3	39
			12	0	12
			362	12	374
			6156	214	6370
1994	32	2026			

Cars	Heavy	Total	Westbound	Vehicles Entering Intersection 9160	Total Vehicles on Leg 17349
419	10	429			
6950	212	7162			
1540	19	1559			
10	0	10			
22	4	26		Vehicles Exiting Intersection 8189	

Cars	19	0	1994	752	1470
Heavy	2	0	27	5	10
Total	21	0	2021	757	1480
Northbound					
Vehicles Entering Intersection			4258		
Vehicles Exiting Intersection			4451		
Total Vehicles On Leg			8709		



Heavy Vehicles

Date	Time	Southbound						Westbound						Northbound						Eastbound							
		U Turns	Left Turns	Straight Through	Right Turns	EB Bicycles in Crosswalk	WB Bicycles in Crosswalk	U Turns	Left Turns	Straight Through	Right Turns	NB Bicycles in Crosswalk	SB Bicycles in Crosswalk	U Turns	Left Turns	Straight Through	Right Turns	EB Bicycles in Crosswalk	WB Bicycles in Crosswalk	U Turns	Left Turns	Straight Through	Right Turns	NB Bicycles in Crosswalk	SB Bicycles in Crosswalk		
09/10/2024	0:00	0	0	0	0	0	0	0	0	1	0	0	0	0	0	0	0	0	0	0	0	0	2	0	0	0	
	0:15	0	0	0	0	0	0	0	0	0	0	0	0	0	0	0	0	0	0	0	0	0	0	0	0		
	0:30	0	0	0	0	0	0	0	0	0	0	0	0	0	0	0	0	0	0	0	0	0	0	0	0		
	0:45	0	0	0	0	0	0	0	0	0	0	0	0	0	0	0	0	0	0	0	0	0	2	0	0	0	
	1:00	0	0	0	0	0	0	0	0	1	0	0	0	0	0	0	0	0	0	0	0	0	0	0	0		
	1:15	0	0	0	0	0	0	0	0	0	0	0	0	0	0	0	0	0	0	0	0	0	0	0	0		
	1:30	0	0	0	0	0	0	0	0	0	0	0	0	0	0	0	0	0	0	0	0	0	0	0	0		
	1:45	0	0	0	0	0	0	0	0	0	0	0	0	0	0	0	0	0	0	0	0	0	0	0	0		
	2:00	0	0	0	0	0	0	0	0	1	0	0	0	0	0	0	0	0	0	0	0	0	0	0	0		
	2:15	0	0	0	0	0	0	0	0	0	0	0	0	0	0	0	0	0	0	0	0	0	0	0	0		
	2:30	0	0	0	0	0	0	0	0	0	0	0	0	0	0	0	0	0	0	0	0	0	1	0	0	0	
	2:45	0	1	0	0	0	0	0	0	0	0	0	0	0	0	0	0	0	0	0	0	0	0	0	0		
	3:00	0	0	0	0	0	0	0	0	0	0	0	0	0	0	0	0	0	0	0	0	0	0	0	0		
	3:15	0	0	0	0	0	0	0	0	0	0	0	0	0	0	0	0	0	0	0	0	0	0	0	0		
	3:30	0	0	0	0	0	0	0	0	0	0	0	0	0	0	0	0	0	0	0	0	0	0	0	0		
	3:45	0	0	0	0	0	0	0	0	0	0	0	0	0	0	0	0	0	0	0	0	0	0	0	0		
	4:00	0	0	0	0	0	0	0	1	0	0	0	0	0	0	0	0	0	0	0	0	0	0	0	0		
	4:15	0	0	0	0	0	0	0	0	0	0	0	0	0	0	0	0	0	0	0	0	0	0	0	0		
	4:30	0	0	0	0	0	0	0	0	0	0	0	0	0	0	0	0	0	0	0	0	0	0	0	0		
	4:45	0	0	0	0	0	0	0	0	0	0	0	0	0	0	0	0	0	0	0	0	0	1	0	0	0	
	5:00	0	0	0	0	0	0	0	0	3	0	0	0	0	0	0	0	0	0	0	0	0	3	0	0	0	
	5:15	0	0	0	0	0	0	0	0	1	0	0	0	0	0	0	0	0	0	0	0	0	2	0	0	0	
	5:30	0	0	0	0	0	0	0	0	0	0	0	0	0	0	0	0	0	0	0	0	0	2	0	0	0	
	5:45	0	0	0	0	0	0	0	0	0	0	0	0	0	0	0	0	0	0	0	0	0	0	0	0	0	
	6:00	0	0	0	0	0	0	0	0	0	0	0	0	0	0	0	0	0	0	0	0	1	1	0	0	0	
	6:15	0	0	0	0	0	0	0	0	3	0	0	0	0	0	0	0	0	0	0	0	0	4	0	0	0	
	6:30	0	0	0	0	0	0	0	0	2	0	0	0	0	0	0	0	0	0	0	0	1	7	0	0	0	
	6:45	0	0	0	1	0	0	0	2	2	1	0	0	0	0	2	0	0	0	0	0	0	3	0	0	0	
	7:00	0	0	0	0	0	0	0	1	3	0	0	0	0	0	0	0	0	0	0	0	0	6	1	0	0	
	7:15	0	1	1	0	0	0	0	0	4	1	0	0	0	1	0	0	0	0	0	0	0	3	1	0	0	
	7:30	0	0	0	0	0	0	0	0	2	0	0	0	0	1	0	0	0	0	0	0	0	8	0	0	0	
	7:45	0	1	2	0	0	0	0	1	1	0	0	0	0	0	0	0	0	0	0	0	0	11	0	0	0	
	8:00	0	0	1	2	0	0	0	1	5	1	0	0	0	0	1	0	0	0	0	0	1	7	0	0	0	
	8:15	0	0	0	0	0	0	0	0	6	0	0	0	0	0	2	0	1	0	0	0	0	8	1	0	0	
	8:30	0	1	0	0	0	0	0	0	5	0	0	0	0	0	0	0	0	0	0	0	5	1	0	0	0	
	8:45	0	0	0	0	0	0	0	0	1	4	0	0	0	0	1	0	1	0	0	0	0	3	1	0	0	
	9:00	0	0	0	0	0	0	0	1	6	0	0	0	0	0	1	0	0	0	0	0	0	6	1	0	0	
	9:15	0	0	1	0	0	0	0	0	3	0	0	0	0	0	0	0	0	0	0	0	0	5	1	0	0	
	9:30	0	1	0	0	0	0	0	0	3	8	0	0	0	0	1	1	0	0	0	0	2	3	0	0	0	
	9:45	0	1	0	1	0	0	0	0	5	0	0	0	0	0	0	1	0	0	0	0	0	2	2	0	0	
	10:00	0	0	0	0	0	0	0	1	8	1	0	0	0	0	2	1	0	0	0	0	0	4	0	0	0	
	10:15	0	0	0	0	0	0	0	1	8	0	0	0	0	0	0	0	0	0	0	0	0	2	0	0	0	
	10:30	0	0	0	0	0	0	0	0	4	0	0	0	0	0	1	0	0	0	0	0	0	7	0	0	0	
	10:45	0	0	0	0	0	0	0	0	2	0	0	0	0	0	0	1	0	0	0	0	0	4	2	0	0	
	11:00	0	0	0	0	0	0	0	0	1	0	0	0	0	0	0	0	0	0	0	0	0	1	0	0	0	
	11:15	0	0	1	0	0	0	0	1	2	0	0	0	0	0	0	0	0	0	0	0	1	4	0	0	0	
	11:30	0	0	0	0	0	0	0	0	2	0	0	0	0	0	2	0	0	0	0	0	0	2	0	0	0	
	11:45	0	1	0	0	0	0	0	0	5	0	0	0	0	0	1	0	0	0	0	0	1	6	0	0	0	
	12:00	0	0	0	2	0	0	0	0	1	0	0	0	0	0	0	0	0	0	0	0	2	1	1	0	0	
	12:15	0	0	0	1	0	0	0	0	3	0	0	0	0	0	0	0	1	0	0	0	0	3	4	0	0	
	12:30	0	1	0	0	0	0	0	0	6	1	0	0	0	0	1	0	0	0	0	0	0	4	0	0	0	
	12:45	0	0	0	0	0	0	0	0	4	0	0	0	0	0	0	0	0	0	0	0	0	4	0	0	0	
	13:00	0	0	0	2	0	0	0	0	5	0	0	0	0	0	2	0	0	0	0	0	0	2	1	0	0	
	13:15	0	0	0	0	0	0	0	1	0	0	0	0	0	0	0	0	0	0	0	0	1	5	1	0	0	
	13:30	0	0	0	0	0	0	0	0	1	0	0	0	0	0	0	0	1	0	0	0	0	3	0	0	0	
	13:45	0	0	3	0	0	0	0	1	4	1	0	0	0	0	0	0	0	0	0	0	0	6	3	0	0	
	14:00	0	0	1	0	0	0	0	0	6	0	0	0	0	0	1	0	1	0	0	0	0	4	0	0	0	
	14:15	0	0	0	0	0	0	0	0	4	0	0	0	0	0	1	0	1	0	0	0	0	7	0	0	0	
	14:30	0	0	0	1	0	0	0	1	2	0	0	0	0	0	1	0	0	0	0	0	0	3	0	0	0	
	14:45	0	0	0	0	0	0	0	0	4	0	0	0	0	0	0	0	0	0	0	0	0	1	1	0	0	
	15:00	0	0	0	0	0	0	0	0	7	0	0	0	0	0	0	0	0	0	0	0	0	2	0	0	0	
	15:15	0	1	0	0	0	0	0	0	1	2	0	0	0	0	0	0	0	0	0	0	0	4	1	0	0	
	15:30	0	0	1	0	0	0	0	0	12	0	0	0	0	0	1	1	1	0	0	0	0	7	2	0	0	
	15:45	0	0	0	1	0	0	0	0	7	1	0	0	0	0	0	0	1	0	0	0	1	3	0	0	0	
	16:00	0	0	0	0	0	0	0	0	5	0	0	0	0	0	0	0	1	0	0	0	0	1	1	0	0	
	16:15	0	0	0	0	0	0	0	0	3	0	2	0	0	0	0	0	0	0	0	0	0	2	0	0	0	
	16:30	0	0	0	0	0	0	0	0	4	0	0	0	0	0	0	0	0	0	0	0	0	2	0	0	0	
	16:45	0	0	0	0	0	0	0	0	4	0	0	0	0	0	0	0	0	0	0	0	0	1	1	0	0	
	17:00	0	0	0	0	0	0	0	0	7	1	0	0	0	0	0	0	1	0	0	0	0	0	1	0	0	0
	17:15	0	0	0	0	0	0	0	0	2	0	0	0	0	0	1	0	0	0	0	0	0	4	0	0	0	
	17:30	0	0	0	0	0	0	0	0	3	0	0	0	0	0	0	0	0	0	0	0	0	2	1	0	0	
	17:45	0	0	0	0	0	0	0	0	1	0	0	0	0	0												

ANOKA COUNTY HIGHWAY

PC - WARRANTS

TRAFFIC SIGNAL WARRANT ANALYSIS

Study Name: TMC 2404

Study Date : 09/19/2024

Signal Warrants - Summary

Major Street Approaches

Eastbound: CSAH 1

Number of Lanes : 2+

Total Approach Volume: 8,782

Westbound: CSAH 1

Number of Lanes :2+

Total Approach Volume: 9,160

Minor Street Approaches

Northbound: Mississippi Blvd NW

Number of Lanes :2+

Total Approach Volume: 2,778

Southbound: Mississippi Blvd NW

Number of Lanes :2+

Total Approach Volume: 1,538

Warrant Summary (Rural Values Apply)

Warrant 1 - Eight Hour Vehicular Volumes.....Satisfied

Warrant 1A - Minimum Vehicular Volume.....Satisfied

Required volumes reached for 10 hours, 8 are needed

Warrant 1B - Interruption of Continuous Traffic.....Satisfied

Required volumes reached for 13 hours, 8 are needed

Warrant 1C - Combination of Warrants.....Satisfied

Required 1A volumes reached for 12 hours, 8 are needed

Required 1B volumes reached for 14 hours, 8 are needed

Warrant 2 - Four Hour Volumes.....Satisfied

Number of hours (12) volumes exceed minimum >= minimum required (4).

Warrant 3 - Peak Hour.....Satisfied

Warrant 3A - Peak Hour Delay.....Satisfied

Number of one hour periods (37) volumes exceed minimum >= required (1). Delay data not evaluated.

Warrant 3B - Peak Hour Volumes.....Satisfied

Volumes exceed minimums for at least one hour period.

Warrant 4 - Pedestrian Volumes.....Not Evaluated

Warrant 5 - School Crossing.....Not Evaluated

Warrant 6 - Coordinated Signal System.....Not Evaluated

Warrant 7 - Crash Experience.....Not Evaluated

Warrant 8 - Roadway Network.....Not Evaluated

Warrant 9 - Intersection Near a Grade Crossing.....Not Evaluated

ANOKA COUNTY HIGHWAY

PC - WARRANTS

TRAFFIC SIGNAL WARRANT ANALYSIS

Study Name: TMC 2404

Study Date : 09/19/2024

Warrant 1A - Minimum Volumes

Description

Intended for sites where the volume of intersecting traffic is the principal reason for consideration of a signal installation.

Summary

10 one hour periods meet minimums.
Warrant IS met.

Site Data Required

Rural Settings Apply = **True**
 Number of Major Lanes = **2 or more**
 Number of Minor Lanes = **2 or more**

Volume Requirements

Rural Factor of 70 % applied
 Veh/Hr Major = **420**
 Veh/Hr Minor = **140**

Time	Major Road				Total	Minor Road		Met?
	Major EB	+	Major WB	=		Minor NB	Minor SB	
15:45 - 16:45	693	+	949	=	1642	285	97	Yes
07:00 - 08:00	847	+	633	=	1480	104	180	Yes
14:45 - 15:45	701	+	760	=	1461	198	86	Yes
16:45 - 17:45	575	+	837	=	1412	184	72	Yes
13:45 - 14:45	579	+	698	=	1277	355	102	Yes
08:45 - 09:45	587	+	573	=	1160	147	154	Yes
11:45 - 12:45	575	+	574	=	1149	311	137	Yes
10:45 - 11:45	601	+	516	=	1117	227	97	Yes
12:45 - 13:45	532	+	571	=	1103	217	92	Yes
09:45 - 10:45	545	+	498	=	1043	197	96	Yes
06:45 - 07:45	682	+	522	=	1204	81	132	No
08:30 - 09:30	604	+	550	=	1154	130	134	No
08:00 - 09:00	650	+	477	=	1127	111	96	No
17:45 - 18:45	428	+	665	=	1093	91	92	No
08:15 - 09:15	578	+	501	=	1079	120	100	No
18:00 - 19:00	396	+	543	=	939	91	80	No
06:30 - 07:30	487	+	423	=	910	76	109	No
18:15 - 19:15	372	+	455	=	827	97	77	No
06:15 - 07:15	414	+	349	=	763	53	96	No
18:30 - 19:30	338	+	383	=	721	105	63	No
18:45 - 19:45	331	+	333	=	664	115	59	No
19:00 - 20:00	316	+	305	=	621	123	50	No
06:00 - 07:00	328	+	289	=	617	45	71	No
19:15 - 20:15	311	+	289	=	600	120	52	No
19:30 - 20:30	300		275		575	110	50	No

ANOKA COUNTY HIGHWAY

PC - WARRANTS

TRAFFIC SIGNAL WARRANT ANALYSIS

Study Name: TMC 2404

Study Date : 09/19/2024

Warrant 1B - Interruption of Continuous Traffic

Description

Intended for sites where the volume of the major street is so heavy that traffic on the minor street suffers excessive delay or hazard.

Summary

13 one hour periods meet minimums.
Warrant IS met.

Site Data Required

Rural Settings Apply = **True**
 Number of Major Lanes = **2 or more**
 Number of Minor Lanes = **2 or more**

Volume Requirements

Rural Factor of 70 % applied
 Veh/Hr Major = **630**
 Veh/Hr Minor = **70**

Time	Major Road				Total	Minor Road		Met?
	Major EB	+	Major WB	=		Minor NB	Minor SB	
	CSAH 1					Mississippi Blvd NW		
15:15 - 16:15	749	+	840	=	1589	286	108	Yes
07:15 - 08:15	914	+	667	=	1581	111	179	Yes
16:15 - 17:15	632	+	926	=	1558	227	84	Yes
14:15 - 15:15	593	+	713	=	1306	165	71	Yes
17:15 - 18:15	501	+	795	=	1296	136	81	Yes
13:15 - 14:15	565	+	672	=	1237	371	118	Yes
11:15 - 12:15	605	+	556	=	1161	209	130	Yes
09:15 - 10:15	577	+	576	=	1153	208	133	Yes
12:15 - 13:15	552	+	545	=	1097	285	97	Yes
08:15 - 09:15	578	+	501	=	1079	120	100	Yes
10:15 - 11:15	569	+	484	=	1053	211	97	Yes
18:15 - 19:15	372	+	455	=	827	97	77	Yes
06:15 - 07:15	414	+	349	=	763	53	96	Yes
06:00 - 07:00	328	+	289	=	617	45	71	No
19:15 - 20:15	311	+	289	=	600	120	52	No
19:30 - 20:30	300	+	275	=	575	110	50	No
19:45 - 20:45	265	+	268	=	533	95	46	No
05:45 - 06:45	267	+	211	=	478	34	48	No
20:00 - 21:00	240	+	233	=	473	90	42	No
20:15 - 21:15	207	+	217	=	424	73	30	No
20:30 - 21:30	188	+	202	=	390	65	25	No
05:30 - 06:30	223	+	154	=	377	26	42	No
20:45 - 21:45	167	+	173	=	340	68	19	No
21:00 - 22:00	148	+	167	=	315	51	15	No
21:15 - 22:15	137		163		300	44	14	No

ANOKA COUNTY HIGHWAY

PC - WARRANTS

TRAFFIC SIGNAL WARRANT ANALYSIS

Study Name: TMC 2404

Study Date : 09/19/2024

Warrant 1C Combination of Warrants

Description

Intended for sites where the traffic volumes don't meet individual warrants but where Warrants 1A and 1B are both met to 80% of their stated values.

Summary

12 hours meet 1A minimums.
14 hours meet 1B minimums.
Warrant IS met.

Site Data Required

Rural Settings Apply = **True**
Number of Major Lanes = **2 or more**
Number of Minor Lanes = **2 or more**

Volume Requirements

Rural Factor of 70% applied
Warrant 1A 1B
Veh/Hr Major = **336 504**

Veh/Hr Minor = **112 56**

Major Road CSAH 1

Minor Road Mississippi Blvd NW

Time	Major EB	+	Major WB	=	Total	Minor NB	Minor SB	Met1A?
15:45 - 16:45	693	+	949	=	1642	285	97	Yes
14:45 - 15:45	701	+	760	=	1461	198	86	Yes
16:45 - 17:45	575	+	837	=	1412	184	72	Yes
07:45 - 08:45	776	+	586	=	1362	109	149	Yes
13:45 - 14:45	579	+	698	=	1277	355	102	Yes
06:45 - 07:45	682	+	522	=	1204	81	132	Yes
08:45 - 09:45	587	+	573	=	1160	147	154	Yes
11:45 - 12:45	575	+	574	=	1149	311	137	Yes
10:45 - 11:45	601	+	516	=	1117	227	97	Yes
12:45 - 13:45	532	+	571	=	1103	217	92	Yes
09:45 - 10:45	545	+	498	=	1043	197	96	Yes
18:45 - 19:45	331		333		664	115	59	Yes

Time	Major EB	+	Major WB	=	Total	Minor NB	Minor SB	Met1B?
16:00 - 17:00	689	+	917	=	1606	227	86	Yes
15:00 - 16:00	727	+	792	=	1519	264	98	Yes
07:00 - 08:00	847	+	633	=	1480	104	180	Yes
17:00 - 18:00	542	+	869	=	1411	162	87	Yes
14:00 - 15:00	557	+	685	=	1242	217	85	Yes
09:00 - 10:00	589	+	613	=	1202	194	157	Yes
13:00 - 14:00	555	+	641	=	1196	339	105	Yes
11:00 - 12:00	598	+	535	=	1133	220	119	Yes
08:00 - 09:00	650	+	477	=	1127	111	96	Yes
12:00 - 13:00	556	+	556	=	1112	298	111	Yes
10:00 - 11:00	559	+	489	=	1048	181	92	Yes
18:00 - 19:00	396		543		939	91	80	Yes

ANOKA COUNTY HIGHWAY

PC - WARRANTS

TRAFFIC SIGNAL WARRANT ANALYSIS

Study Name: TMC 2404

Study Date : 09/19/2024

Warrant 2 - Four Hour Volumes

Description

Intended for sites where the volume of intersecting traffic during any four hours of the day is the principal reason for consideration of a signal installation.

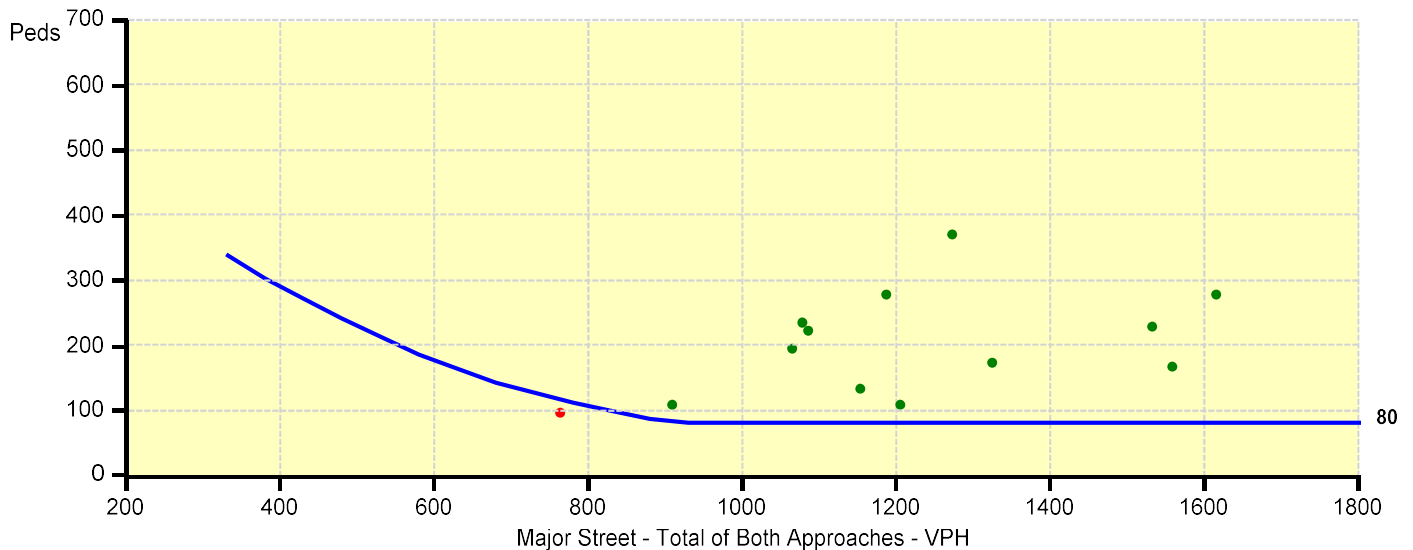
Summary

12 one hour periods meet minimums.
Warrant IS met.

Site Data Required

Rural Settings Apply = **True**
 Number of Major Lanes = **2 or more**
 Number of Minor Lanes = **2 or more**

Time	Major Road CSAH 1					Minor Road Mississippi Blvd NW		Met?
	Major EB	+	Major WB	=	Total	Minor NB	Minor SB	
15:30 - 16:30	724	+	891	=	1615	277	90	Yes
07:30 - 08:30	905	+	653	=	1558	108	168	Yes
16:30 - 17:30	624	+	908	=	1532	228	84	Yes
14:30 - 15:30	613	+	711	=	1324	173	80	Yes
13:30 - 14:30	588	+	686	=	1274	371	111	Yes
17:30 - 18:30	470	+	734	=	1204	109	92	Yes
11:30 - 12:30	608	+	579	=	1187	277	146	Yes
08:30 - 09:30	604	+	550	=	1154	130	134	Yes
12:30 - 13:30	521	+	565	=	1086	223	90	Yes
10:30 - 11:30	594	+	484	=	1078	235	94	Yes
09:30 - 10:30	534	+	531	=	1065	194	104	Yes
06:30 - 07:30	487		423		910	76	109	Yes



ANOKA COUNTY HIGHWAY

PC - WARRANTS

TRAFFIC SIGNAL WARRANT ANALYSIS

Study Name: TMC 2404

Study Date : 09/19/2024

Warrant 3B - Peak Hour Volumes

Description

Intended for sites where the volume of intersecting traffic during one hour of the day is the principal reason for consideration of a signal installation.

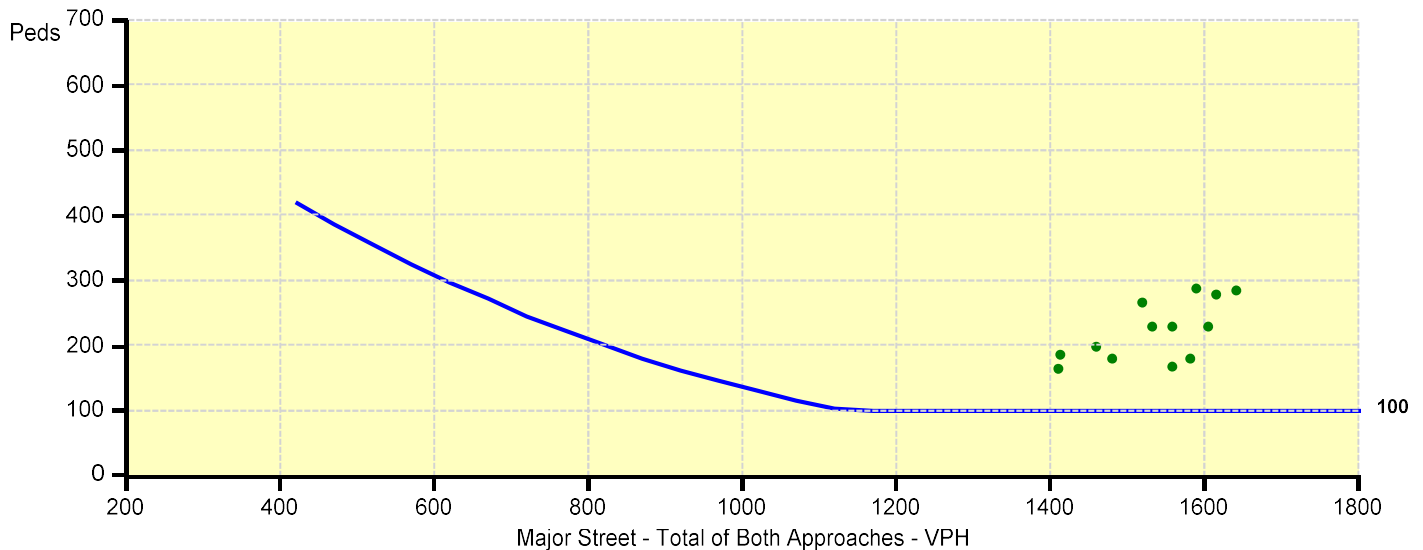
Summary

44 one hour periods meet minimums.
Warrant IS met.

Site Data Required

Rural Settings Apply = **True**
 Number of Major Lanes = **2 or more**
 Number of Minor Lanes = **2 or more**

Time	Major Road CSAH 1				Total	Minor Road Mississippi Blvd NW		Met?
	Major EB	+	Major WB	=		Minor NB	Minor SB	
15:45 - 16:45	693	+	949	=	1642	285	97	Yes
15:30 - 16:30	724	+	891	=	1615	277	90	Yes
16:00 - 17:00	689	+	917	=	1606	227	86	Yes
15:15 - 16:15	749	+	840	=	1589	286	108	Yes
07:15 - 08:15	914	+	667	=	1581	111	179	Yes
07:30 - 08:30	905	+	653	=	1558	108	168	Yes
16:15 - 17:15	632	+	926	=	1558	227	84	Yes
16:30 - 17:30	624	+	908	=	1532	228	84	Yes
15:00 - 16:00	727	+	792	=	1519	264	98	Yes
07:00 - 08:00	847	+	633	=	1480	104	180	Yes
14:45 - 15:45	701	+	760	=	1461	198	86	Yes
16:45 - 17:45	575	+	837	=	1412	184	72	Yes



ANOKA COUNTY HIGHWAY

PC - WARRANTS

TRAFFIC SIGNAL WARRANT ANALYSIS

Study Name: TMC 2404

Study Date : 09/19/2024

Multiway Stop Warrants - Summary

Major Street Approaches

Eastbound: CSAH 1

Number of Lanes : 2+
Total Approach Volume: 8,782

Westbound: CSAH 1

Number of Lanes :2+
Total Approach Volume: 9,160

Minor Street Approaches

Northbound: Mississippi Blvd NW

Number of Lanes :2+
Total Approach Volume: 2,778

Southbound: Mississippi Blvd NW

Number of Lanes :2+
Total Approach Volume: 1,538

Warrant Summary (Rural Values Apply)

Criteria A - Interim Measure	Not Evaluated
If traffic signals are justified, stop signs can be installed as an interim measure.	
Criteria B - Crash Experience	Not Satisfied
Number of crashes (-1) is less than minimum required (5).	
Criteria C - Minimum Volumes and Delays	Satisfied
Average of 8 highest hours meets or exceeds volume criteria.	
Criteria D - 80% of Volumes, Delays, and Crashes	Not Satisfied
Number of crashes (-1) is less than minimum required (4). Average of 8 highest hours meets or exceeds volume criteria.	

Criteria C Volume Summary

Time	Major Total	Major Avg	Minor Total	Minor Avg	Major Crit	Minor Crit	Meets?
15:45 - 16:45	1642	1354.6	400	366.3	210	140	Yes
07:15 - 08:15	1581		292				
13:30 - 14:30	1274		494				
14:45 - 15:45	1461		307				
16:45 - 17:45	1412		260				
11:30 - 12:30	1187		446				
09:00 - 10:00	1202		381				
10:30 - 11:30	1078		350				
12:30 - 13:30	1086		314				
17:45 - 18:45	1093		193				
06:15 - 07:15	763		163				
18:45 - 19:45	664		186				

Criteria D Volume Summary

Time	Major Total	Major Avg	Minor Total	Minor Avg	Major Crit	Minor Crit	Meets?
15:45 - 16:45	1642	1354.6	400	366.3	240	160	Yes
07:15 - 08:15	1581		292				
13:30 - 14:30	1274		494				
14:45 - 15:45	1461		307				
16:45 - 17:45	1412		260				
11:30 - 12:30	1187		446				
09:00 - 10:00	1202		381				
10:30 - 11:30	1078		350				
12:30 - 13:30	1086		314				
17:45 - 18:45	1093		193				
06:15 - 07:15	763		163				
18:45 - 19:45	664		186				