


Date: 09/12/24

Count Number: TMC 2409

Location: CSAH 1

@ Egret Blvd NW

Collection Period: 24 HR



8370

#2

4206			
1527	415	2257	7
E	F	G	H

4164

Egret Blvd NW

CSAH 1

I	2155	17234
J	14407	
K	548	
L	124	

#3

32697

15463

16624

#1

14732	56	D
	1537	C
	12464	B
	675	A

31356

CSAH 1

P	O	Z	M
1	634	465	618
1718			

#4

3357

1639

Egret Blvd NW

Anoka County
Highway Department

Traffic Volume and Turning
Movement Study

EXISTING LANES OF APPROACH				
	RIGHT TURN LANE	LEFT TURN LANE	THRU LANES	TOTAL
#1	1	1	2	4
#2	0	2	1	3
#3	1	1	2	4
#4	1	1	1	3

Date: 09/12/24

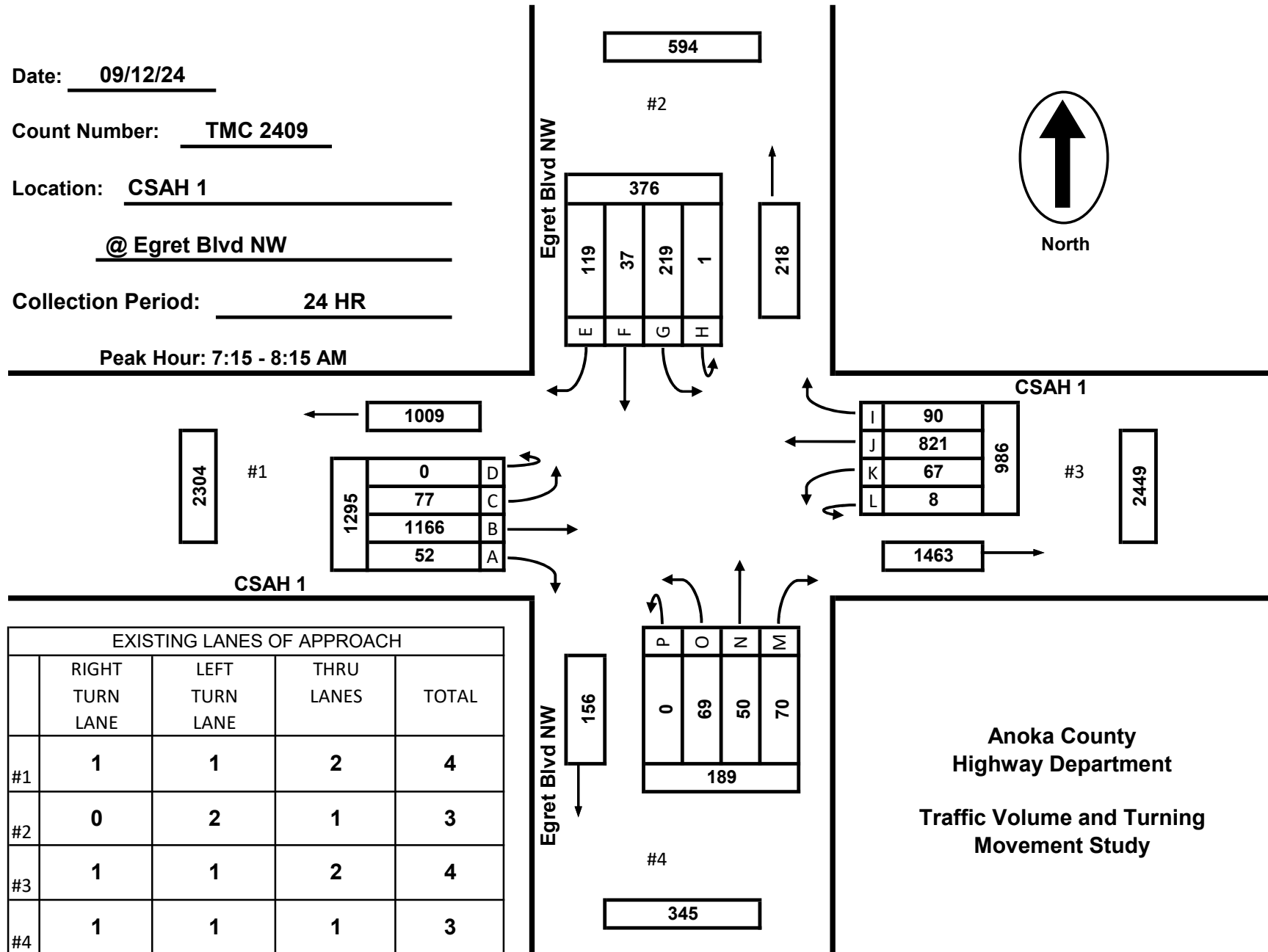

Count Number: TMC 2409

Location: CSAH 1

@ Egret Blvd NW

Collection Period: 24 HR

Peak Hour: 7:15 - 8:15 AM



EXISTING LANES OF APPROACH				
	RIGHT TURN LANE	LEFT TURN LANE	THRU LANES	TOTAL
#1	1	1	2	4
#2	0	2	1	3
#3	1	1	2	4
#4	1	1	1	3

Anoka County
Highway Department
Traffic Volume and Turning
Movement Study

Date: 09/12/24


Count Number: TMC 2409

Location: CSAH 1

@ Egret Blvd NW

Collection Period: 24 HR

Peak Hour: 3:45 - 4:45 PM



North

760

#2

330			
140	42	148	0
E	F	G	H

430

3144

#1

1094	9	D
	125	C
	904	B
	56	A

CSAH 1

2050

I	269	2158
J	1853	
K	30	
L	6	

#3

3253

1095

CSAH 1

EXISTING LANES OF APPROACH				
	RIGHT TURN LANE	LEFT TURN LANE	THRU LANES	TOTAL
#1	1	1	2	4
#2	0	2	1	3
#3	1	1	2	4
#4	1	1	1	3

Egret Blvd NW

128

P	O	N	M
0	48	36	37
121			

#4

249

Anoka County
Highway Department
Traffic Volume and Turning
Movement Study

TMC 2409 - CSAH 1 @ Egret Blvd NW
Coon Rapids MN
Thursday, September 12, 2024

Time	Southbound Egret Blvd NW						Westbound CSAH 1						Northbound Egret Blvd NW						Eastbound CSAH 1						VEHICLE TOTAL
	U Turns	Left Turns	Straight Through	Right Turns	Crosswalk Crossings	Vehicle Approach Total	U Turns	Left Turns	Straight Through	Right Turns	Crosswalk Crossings	Vehicle Approach Total	U Turns	Left Turns	Straight Through	Right Turns	Crosswalk Crossings	Vehicle Approach Total	U Turns	Left Turns	Straight Through	Right Turns	Crosswalk Crossings	Vehicle Approach Total	
12:00 AM	0	1	0	1	0	2	2	2	29	3	0	36	0	0	3	0	0	3	0	3	27	0	0	30	71
12:15 AM	0	0	0	3	0	3	2	2	29	5	0	38	0	1	1	1	0	3	0	6	6	1	0	13	57
12:30 AM	0	3	0	2	0	5	1	1	26	4	0	32	0	1	1	2	0	4	1	2	12	0	0	15	56
12:45 AM	0	1	0	3	0	4	0	2	15	3	0	20	0	0	0	0	0	0	0	3	9	0	0	12	36
Hourly Total	0	5	0	9	0	14	5	7	99	15	0	126	0	2	5	3	0	10	1	14	54	1	0	70	220
1:00 AM	1	2	1	0	0	4	3	0	14	1	0	18	0	0	0	0	0	0	0	0	11	0	0	11	33
1:15 AM	0	1	0	0	0	1	1	0	24	2	0	27	0	2	0	0	0	2	0	1	15	1	0	17	47
1:30 AM	0	1	1	2	0	4	0	0	11	3	0	14	0	0	0	0	0	0	0	3	7	0	0	10	28
1:45 AM	0	2	0	1	0	3	0	0	15	6	0	21	0	0	0	2	0	2	1	3	8	0	0	12	38
Hourly Total	1	6	2	3	0	12	4	0	64	12	0	80	0	2	0	2	0	4	1	7	41	1	0	50	146
2:00 AM	0	5	0	3	0	8	1	0	10	3	0	14	0	1	0	0	0	1	0	1	5	0	0	6	29
2:15 AM	0	1	0	0	0	1	1	1	17	1	0	20	0	0	1	0	0	1	0	1	8	0	0	9	31
2:30 AM	0	2	0	0	0	2	1	0	8	5	0	14	0	0	0	0	0	0	0	4	5	0	0	9	25
2:45 AM	0	3	0	1	0	4	0	0	4	4	0	8	0	0	0	0	0	0	0	0	6	0	0	6	18
Hourly Total	0	11	0	4	0	15	3	1	39	13	0	56	0	1	1	0	0	2	0	6	24	0	0	30	103
3:00 AM	0	0	0	1	0	1	0	0	7	2	0	9	0	0	0	1	0	1	0	0	13	0	0	13	24
3:15 AM	0	2	0	0	0	2	0	0	8	1	0	9	0	0	0	0	0	0	0	2	21	0	0	23	34
3:30 AM	0	4	0	1	0	5	0	0	15	1	0	16	0	0	1	0	0	1	0	0	25	0	0	25	47
3:45 AM	0	5	0	1	0	6	1	0	7	1	0	9	0	0	0	0	0	0	0	2	21	0	0	23	38
Hourly Total	0	11	0	3	0	14	1	0	37	5	0	43	0	0	1	1	0	2	0	4	80	0	0	84	143
4:00 AM	0	9	0	0	0	9	4	0	9	3	0	16	0	1	0	1	0	2	0	2	27	0	0	29	56
4:15 AM	0	6	0	0	0	6	0	1	11	5	0	17	0	2	0	1	0	3	0	2	45	2	0	49	75
4:30 AM	0	24	1	2	0	27	3	0	19	2	0	24	0	0	1	2	0	3	0	4	69	0	0	73	127
4:45 AM	0	21	1	3	0	25	1	0	15	1	0	17	0	1	0	0	0	1	0	0	57	1	0	58	101
Hourly Total	0	60	2	5	0	67	8	1	54	11	0	74	0	4	1	4	0	9	0	8	198	3	0	209	359
5:00 AM	0	18	2	5	0	25	1	0	19	2	0	22	0	1	0	1	0	2	0	5	75	2	0	82	131
5:15 AM	0	24	3	6	0	33	4	1	24	3	0	32	0	3	1	1	0	5	0	5	99	1	0	105	175
5:30 AM	0	44	1	11	0	56	1	1	23	7	0	32	0	5	1	11	0	17	0	8	141	3	0	152	257
5:45 AM	0	39	0	8	0	47	2	1	44	2	0	49	0	2	1	9	0	12	0	12	145	5	0	162	270
Hourly Total	0	125	6	30	0	161	8	3	110	14	0	135	0	11	3	22	0	36	0	30	460	11	0	501	833
6:00 AM	0	32	5	3	0	40	2	2	59	10	0	73	0	4	1	5	0	10	0	5	157	5	0	167	290
6:15 AM	0	50	5	15	0	70	3	5	76	10	0	94	0	6	8	9	0	23	0	5	177	10	0	192	379
6:30 AM	0	44	3	12	0	59	2	9	88	13	0	112	0	5	3	7	0	15	0	17	256	2	0	275	461
6:45 AM	0	57	6	16	0	79	2	9	127	17	0	155	0	5	8	18	0	31	0	9	212	10	0	231	496
Hourly Total	0	183	19	46	0	248	9	25	350	50	0	434	0	20	20	39	0	79	0	36	802	27	0	865	1626
7:00 AM	0	64	3	16	0	83	1	12	145	23	0	181	0	7	3	17	0	27	0	7	271	20	0	298	589
7:15 AM	1	61	10	23	0	95	1	26	180	20	0	227	0	21	10	20	0	51	0	16	299	14	0	329	702
7:30 AM	0	58	7	29	0	94	2	15	215	28	0	260	0	15	9	12	0	36	0	19	336	19	0	374	764
7:45 AM	0	62	10	44	0	116	2	17	250	27	0	296	0	25	15	16	0	56	0	19	263	11	0	293	761
Hourly Total	1	245	30	112	0	388	6	70	790	98	0	964	0	68	37	65	0	170	0	61	1169	64	0	1294	2816

**TMC 2409 - CSAH 1 @ Egret Blvd NW
Coon Rapids MN
Thursday, September 12, 2024**

Time	Southbound Egret Blvd NW						Westbound CSAH 1						Northbound Egret Blvd NW						Eastbound CSAH 1						VEHICLE TOTAL
	U Turns	Left Turns	Straight Through	Right Turns	Crosswalk Crossings	Vehicle Approach Total	U Turns	Left Turns	Straight Through	Right Turns	Crosswalk Crossings	Vehicle Approach Total	U Turns	Left Turns	Straight Through	Right Turns	Crosswalk Crossings	Vehicle Approach Total	U Turns	Left Turns	Straight Through	Right Turns	Crosswalk Crossings	Vehicle Approach Total	
8:00 AM	0	38	10	23	0	71	3	9	176	15	0	203	0	8	16	22	0	46	0	23	268	8	0	299	619
8:15 AM	0	45	5	22	1	72	3	5	146	20	0	174	0	7	10	10	0	27	2	19	210	7	0	238	511
8:30 AM	0	35	11	25	0	71	1	7	133	23	2	164	0	5	9	8	0	22	0	25	192	10	0	227	484
8:45 AM	0	37	8	29	0	74	1	8	158	14	0	181	0	11	8	9	0	28	0	12	196	21	0	229	512
Hourly Total	0	155	34	99	1	288	8	29	613	72	2	722	0	31	43	49	0	123	2	79	866	46	0	993	2126
9:00 AM	0	44	6	21	0	71	1	10	182	19	2	212	0	15	7	10	0	32	1	13	188	12	0	214	529
9:15 AM	0	24	5	17	0	46	5	13	191	24	0	233	0	9	4	19	0	32	1	23	175	8	1	207	518
9:30 AM	0	35	2	36	0	73	1	5	172	20	0	198	0	11	5	5	0	21	3	27	162	15	1	207	499
9:45 AM	1	26	4	26	0	57	3	11	183	26	0	223	0	6	4	12	0	22	0	24	138	14	2	176	478
Hourly Total	1	129	17	100	0	247	10	39	728	89	2	866	0	41	20	46	0	107	5	87	663	49	4	804	2024
10:00 AM	2	29	5	16	0	52	0	2	173	17	0	192	0	13	10	11	0	34	0	17	154	10	0	181	459
10:15 AM	0	22	12	13	0	47	3	10	146	17	0	176	0	7	8	8	0	23	3	23	165	7	0	198	444
10:30 AM	1	19	10	22	0	52	1	10	179	11	0	201	0	8	8	12	0	28	1	19	178	8	1	206	487
10:45 AM	0	20	9	27	0	56	1	6	198	18	0	223	0	12	4	14	0	30	0	24	174	6	1	204	513
Hourly Total	3	90	36	78	0	207	5	28	696	63	0	792	0	40	30	45	0	115	4	83	671	31	2	789	1903
11:00 AM	0	27	6	20	0	53	0	4	144	17	1	165	0	16	2	7	0	25	1	14	167	5	0	187	430
11:15 AM	0	20	4	22	0	46	0	9	142	31	0	182	0	5	2	2	0	9	0	17	156	11	1	184	421
11:30 AM	0	22	4	20	0	46	1	15	176	24	0	216	0	11	5	17	0	33	0	15	178	8	0	201	496
11:45 AM	0	33	2	17	0	52	4	8	196	23	0	231	0	5	3	13	0	21	2	19	155	10	3	186	490
Hourly Total	0	102	16	79	0	197	5	36	658	95	1	794	0	37	12	39	0	88	3	65	656	34	4	758	1837
12:00 PM	0	21	3	23	0	47	3	6	173	29	1	211	0	10	11	9	0	30	0	20	163	10	0	193	481
12:15 PM	1	20	4	21	0	46	2	10	191	21	1	224	0	16	11	4	0	31	1	28	170	6	0	205	506
12:30 PM	0	30	4	24	0	58	4	16	155	27	1	202	0	8	9	2	0	19	0	30	176	7	2	213	492
12:45 PM	0	30	7	18	0	55	2	13	174	22	2	211	0	10	5	3	0	18	1	18	152	14	0	185	469
Hourly Total	1	101	18	86	0	206	11	45	693	99	5	848	0	44	36	18	0	98	2	96	661	37	2	796	1948
1:00 PM	0	21	3	20	0	44	0	5	152	32	1	189	0	14	3	14	0	31	1	28	167	9	0	205	469
1:15 PM	0	30	11	20	0	61	0	14	193	26	1	233	0	5	4	5	0	14	1	21	154	12	0	188	496
1:30 PM	0	29	8	21	1	58	1	7	223	24	2	255	0	6	7	9	2	22	1	22	172	13	1	208	543
1:45 PM	0	33	6	28	0	67	4	11	230	25	2	270	0	14	15	11	0	40	0	31	193	11	0	235	612
Hourly Total	0	113	28	89	1	230	5	37	798	107	6	947	0	39	29	39	2	107	3	102	686	45	1	836	2120
2:00 PM	0	26	7	19	0	52	3	8	216	41	0	268	0	20	9	17	0	46	0	30	210	15	0	255	621
2:15 PM	0	24	7	18	0	49	0	5	257	44	3	306	0	18	11	13	0	42	2	22	210	10	0	244	641
2:30 PM	0	30	2	24	0	56	0	9	254	37	0	300	1	14	13	14	0	42	1	29	208	12	0	250	648
2:45 PM	0	35	3	23	0	61	2	10	279	47	6	338	0	12	11	14	0	37	1	20	183	14	0	218	654
Hourly Total	0	115	19	84	0	218	5	32	1006	169	9	1212	1	64	44	58	0	167	4	101	811	51	0	967	2564
3:00 PM	0	34	2	31	0	67	0	4	344	36	2	384	0	15	10	11	0	36	2	30	231	9	0	272	759
3:15 PM	0	26	3	23	0	52	1	9	327	50	0	387	0	14	11	8	0	33	2	35	201	13	0	251	723
3:30 PM	0	69	11	38	0	118	0	14	387	39	0	440	0	7	10	21	0	38	1	55	233	13	0	302	898
3:45 PM	0	34	12	38	0	84	2	8	435	62	2	507	0	9	12	9	0	30	0	25	238	17	0	280	901
Hourly Total	0	163	28	130	0	321	3	35	1493	187	4	1718	0	45	43	49	0	137	5	145	903	52	0	1105	3281

**TMC 2409 - CSAH 1 @ Egret Blvd NW
Coon Rapids MN
Thursday, September 12, 2024**

Time	Southbound Egret Blvd NW						Westbound CSAH 1						Northbound Egret Blvd NW						Eastbound CSAH 1						VEHICLE TOTAL
	U Turns	Left Turns	Straight Through	Right Turns	Crosswalk Crossings	Vehicle Approach Total	U Turns	Left Turns	Straight Through	Right Turns	Crosswalk Crossings	Vehicle Approach Total	U Turns	Left Turns	Straight Through	Right Turns	Crosswalk Crossings	Vehicle Approach Total	U Turns	Left Turns	Straight Through	Right Turns	Crosswalk Crossings	Vehicle Approach Total	
4:00 PM	0	36	4	35	0	75	3	3	450	72	0	528	0	15	6	9	1	30	4	40	243	9	2	296	929
4:15 PM	0	36	15	37	0	88	1	7	467	73	0	548	0	13	10	7	3	30	2	31	199	14	2	246	912
4:30 PM	0	42	11	30	0	83	0	12	501	62	0	575	0	11	8	12	0	31	3	29	224	16	0	272	961
4:45 PM	0	40	11	34	0	85	0	13	465	69	0	547	0	13	6	5	0	24	0	37	179	10	0	226	882
Hourly Total	0	154	41	136	0	331	4	35	1883	276	0	2198	0	52	30	33	4	115	9	137	845	49	4	1040	3684
5:00 PM	0	34	7	35	0	76	0	10	489	64	1	563	0	8	7	3	1	18	1	25	206	12	0	244	901
5:15 PM	0	39	4	36	0	79	0	6	381	54	0	441	0	10	8	4	0	22	1	30	181	10	2	222	764
5:30 PM	0	25	6	26	0	57	0	3	375	67	0	445	0	9	5	7	0	21	2	25	172	9	1	208	731
5:45 PM	0	36	9	46	0	91	1	13	333	57	0	404	0	15	5	1	1	21	1	17	149	8	1	175	691
Hourly Total	0	134	26	143	0	303	1	32	1578	242	1	1853	0	42	25	15	2	82	5	97	708	39	4	849	3087
6:00 PM	0	25	8	22	0	55	2	8	270	49	0	329	0	7	1	5	0	13	2	31	186	9	1	228	625
6:15 PM	0	21	9	26	0	56	0	10	256	43	0	309	0	9	1	6	0	16	3	27	169	9	0	208	589
6:30 PM	0	25	13	12	0	50	0	10	195	41	0	246	0	9	3	4	0	16	0	31	119	1	3	151	463
6:45 PM	0	20	6	24	0	50	1	3	159	42	0	205	0	6	8	5	0	19	0	19	122	6	4	147	421
Hourly Total	0	91	36	84	0	211	3	31	880	175	0	1089	0	31	13	20	0	64	5	108	596	25	8	734	2098
7:00 PM	0	23	7	18	0	48	1	10	161	24	0	196	0	8	5	8	0	21	0	24	143	13	0	180	445
7:15 PM	0	21	9	7	0	37	0	5	147	22	0	174	0	4	13	7	0	24	0	25	140	16	1	181	416
7:30 PM	0	15	5	23	0	43	2	6	133	27	0	168	0	6	12	5	0	23	1	15	118	9	1	143	377
7:45 PM	0	14	5	26	0	45	0	3	131	31	0	165	0	2	8	6	0	16	4	23	119	6	0	152	378
Hourly Total	0	73	26	74	0	173	3	24	572	104	0	703	0	20	38	26	0	84	5	87	520	44	2	656	1616
8:00 PM	0	16	3	16	0	35	0	7	143	19	3	169	0	12	6	7	0	25	0	16	126	4	0	146	375
8:15 PM	0	17	3	14	0	34	1	2	119	25	1	147	0	6	5	11	0	22	0	19	131	9	0	159	362
8:30 PM	0	18	2	13	0	33	3	2	124	22	1	151	0	3	3	4	0	10	0	20	123	6	0	149	343
8:45 PM	0	15	1	9	0	25	3	2	109	22	0	136	0	3	4	1	0	8	0	20	103	7	0	130	299
Hourly Total	0	66	9	52	0	127	7	13	495	88	5	603	0	24	18	23	0	65	0	75	483	26	0	584	1379
9:00 PM	0	19	3	11	0	33	0	4	101	22	1	127	0	4	4	2	0	10	0	14	75	7	0	96	266
9:15 PM	0	25	3	17	0	45	1	1	87	21	1	110	0	4	0	3	0	7	0	13	73	3	0	89	251
9:30 PM	0	14	3	11	0	28	2	2	74	18	0	96	0	2	4	0	0	6	0	14	69	2	0	85	215
9:45 PM	0	7	0	10	0	17	3	3	70	10	0	86	0	0	3	2	0	5	0	20	54	9	0	83	191
Hourly Total	0	65	9	49	0	123	6	10	332	71	2	419	0	10	11	7	0	28	0	61	271	21	0	353	923
10:00 PM	0	4	2	6	0	12	0	5	63	12	0	80	0	2	2	5	0	9	1	9	61	2	0	73	174
10:15 PM	0	15	6	3	0	24	1	0	93	14	0	108	0	2	0	2	0	4	1	11	56	0	0	68	204
10:30 PM	0	6	0	5	0	11	1	3	58	17	0	79	0	1	2	1	1	4	0	9	45	3	0	57	151
10:45 PM	0	8	0	2	0	10	0	4	59	24	0	87	0	0	0	4	0	4	0	9	32	1	0	42	143
Hourly Total	0	33	8	16	0	57	2	12	273	67	0	354	0	5	4	12	1	21	2	38	194	6	0	240	672
11:00 PM	0	9	1	3	0	13	1	2	56	13	0	72	0	0	0	1	0	1	0	6	40	3	0	49	135
11:15 PM	0	4	2	5	0	11	1	1	47	10	0	59	0	0	0	1	0	1	0	3	24	1	0	28	99
11:30 PM	0	6	0	2	0	8	0	0	27	5	0	32	0	0	0	0	0	0	0	0	23	8	0	31	71
11:45 PM	0	8	2	6	0	16	0	0	36	5	0	41	0	1	1	1	0	3	0	1	15	1	0	17	77
Hourly Total	0	27	5	16	0	48	2	3	166	33	0	204	0	1	1	3	0	5	0	10	102	13	0	125	382
DAILY TOTAL	7	2257	415	1527	2	4206	124	548	14407	2155	37	17234	1	634	465	618	9	1718	56	1537	12464	675	31	14732	37890
Cars	6	2206	403	1489	2	4104	124	530	14164	2098	35	16916	1	599	447	599	0	1646	55	1509	12238	644	6	14446	37112
Heavy Vehicles	1	51	12	38	0	102	0	18	243	57	2	318	0	35	18	19	9	72	1	28	226	31	25	286	778
Heavy Vehicle %	14.29%	2.26%	2.89%	2.49%	0.00%	2.43%	0.00%	3.28%	1.69%	2.65%	5.41%	1.85%	0.00%	5.52%	3.87%	3.07%	100.00%	4.19%	1.79%	1.82%	1.81%	4.59%	80.65%	1.94%	2.05%

**TMC 2409 - CSAH 1 @ Egret Blvd NW
Coon Rapids MN
Thursday, September 12, 2024**

AM Peak Hour

Time	Southbound						Westbound						Northbound						Eastbound						VEHICLE TOTAL
	U Turns	Left Turns	Straight Through	Right Turns	Crosswalk Crossings	Vehicle Approach Total	U Turns	Left Turns	Straight Through	Right Turns	Crosswalk Crossings	Vehicle Approach Total	U Turns	Left Turns	Straight Through	Right Turns	Crosswalk Crossings	Vehicle Approach Total	U Turns	Left Turns	Straight Through	Right Turns	Crosswalk Crossings	Vehicle Approach Total	
7:15 AM	1	61	10	23	0	95	1	26	180	20	0	227	0	21	10	20	0	51	0	16	299	14	0	329	702
7:30 AM	0	58	7	29	0	94	2	15	215	28	0	260	0	15	9	12	0	36	0	19	336	19	0	374	764
7:45 AM	0	62	10	44	0	116	2	17	250	27	0	296	0	25	15	16	0	56	0	19	263	11	0	293	761
8:00 AM	0	38	10	23	0	71	3	9	176	15	0	203	0	8	16	22	0	46	0	23	268	8	0	299	619
Peak Hour Total	1	219	37	119	0	376	8	67	821	90	0	986	0	69	50	70	0	189	0	77	1166	52	0	1295	2846
PHF	0.250	0.883	0.925	0.676	0.000	0.810	0.667	0.644	0.821	0.804	0.000	0.833	0.000	0.690	0.781	0.795	0.000	0.844	0.000	0.837	0.868	0.684	0.000	0.866	0.931

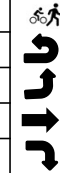
PM Peak Hour

Time	Southbound						Westbound						Northbound						Eastbound						VEHICLE TOTAL
	U Turns	Left Turns	Straight Through	Right Turns	Crosswalk Crossings	Vehicle Approach Total	U Turns	Left Turns	Straight Through	Right Turns	Crosswalk Crossings	Vehicle Approach Total	U Turns	Left Turns	Straight Through	Right Turns	Crosswalk Crossings	Vehicle Approach Total	U Turns	Left Turns	Straight Through	Right Turns	Crosswalk Crossings	Vehicle Approach Total	
3:45 PM	0	34	12	38	0	84	2	8	435	62	2	507	0	9	12	9	0	30	0	25	238	17	0	280	901
4:00 PM	0	36	4	35	0	75	3	3	450	72	0	528	0	15	6	9	1	30	4	40	243	9	2	296	929
4:15 PM	0	36	15	37	0	88	1	7	467	73	0	548	0	13	10	7	3	30	2	31	199	14	2	246	912
4:30 PM	0	42	11	30	0	83	0	12	501	62	0	575	0	11	8	12	0	31	3	29	224	16	0	272	961
Peak Hour Total	0	148	42	140	0	330	6	30	1853	269	2	2158	0	48	36	37	4	121	9	125	904	56	4	1094	3703
PHF	0.000	0.881	0.700	0.921	0.000	0.938	0.500	0.625	0.925	0.921	0.250	0.938	0.000	0.800	0.750	0.771	0.333	0.976	0.563	0.781	0.930	0.824	0.500	0.924	0.963

Total Vehicles On Leg				8370			
Vehicles Entering Intersection		4206		Vehicles Exiting Intersection		4164	
Southbound							
Cars	1489	403	2206	6	2		
Heavy	38	12	51	1	0		
Total	1527	415	2257	7	2		



Total Vehicles on Leg 31356	Eastbound	Vehicles Entering Intersection	14732		
		Cars	6	25	31
		Heavy	55	1	56
		Vehicles Exiting Intersection	1509	28	1537
		Heavy	12238	226	12464
		644	31	675	

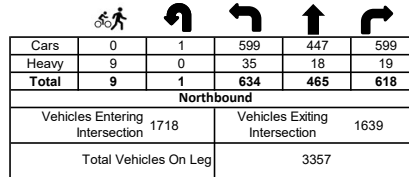


Daily Volumes

Cars	Heavy	Total	Westbound	Vehicles Entering Intersection	Total Vehicles on Leg 32697
2098	57	2155			
14164	243	14407			
530	18	548			
124	0	124		Vehicles Exiting Intersection	
35	2	37		15463	



Cars	0	1	599	447	599
Heavy	9	0	35	18	19
Total	9	1	634	465	618
Northbound					
Vehicles Entering Intersection			1718		
Vehicles Exiting Intersection			1639		
Total Vehicles On Leg			3357		



ANOKA COUNTY HIGHWAY

PC - WARRANTS

TRAFFIC SIGNAL WARRANT ANALYSIS

Study Name: TMC 2409

Study Date : 09/19/2024

Signal Warrants - Summary

Major Street Approaches

Eastbound: CSAH 1

Number of Lanes : 2+

Total Approach Volume: 14,732

Westbound: CSAH 1

Number of Lanes :2+

Total Approach Volume: 17,234

Minor Street Approaches

Northbound: Egret Blvd NW

Number of Lanes :2+

Total Approach Volume: 1,100

Southbound: Egret Blvd NW

Number of Lanes :2+

Total Approach Volume: 4,206

Warrant Summary (Rural Values Apply)

Warrant 1 - Eight Hour Vehicular Volumes.....Satisfied

Warrant 1A - Minimum Vehicular Volume.....Satisfied

Required volumes reached for 15 hours, 8 are needed

Warrant 1B - Interruption of Continuous Traffic.....Satisfied

Required volumes reached for 17 hours, 8 are needed

Warrant 1C - Combination of Warrants.....Satisfied

Required 1A volumes reached for 17 hours, 8 are needed

Required 1B volumes reached for 18 hours, 8 are needed

Warrant 2 - Four Hour Volumes.....Satisfied

Number of hours (17) volumes exceed minimum >= minimum required (4).

Warrant 3 - Peak Hour.....Satisfied

Warrant 3A - Peak Hour Delay.....Satisfied

Number of one hour periods (59) volumes exceed minimum >= required (1). Delay data not evaluated.

Warrant 3B - Peak Hour Volumes.....Satisfied

Volumes exceed minimums for at least one hour period.

Warrant 4 - Pedestrian Volumes.....Not Evaluated

Warrant 5 - School Crossing.....Not Evaluated

Warrant 6 - Coordinated Signal System.....Not Evaluated

Warrant 7 - Crash Experience.....Not Evaluated

Warrant 8 - Roadway Network.....Not Evaluated

Warrant 9 - Intersection Near a Grade Crossing.....Not Evaluated

ANOKA COUNTY HIGHWAY

PC - WARRANTS

TRAFFIC SIGNAL WARRANT ANALYSIS

Study Name: TMC 2409

Study Date : 09/19/2024

Warrant 1A - Minimum Volumes

Description

Intended for sites where the volume of intersecting traffic is the principal reason for consideration of a signal installation.

Summary

15 one hour periods meet minimums.
Warrant IS met.

Site Data Required

Rural Settings Apply = **True**
 Number of Major Lanes = **2 or more**
 Number of Minor Lanes = **2 or more**

Volume Requirements

Rural Factor of 70 % applied
 Veh/Hr Major = **420**
 Veh/Hr Minor = **140**

Time	Major Road				Total	Minor Road		Met?
	Major EB	+	Major WB	=		Minor NB	Minor SB	
16:00 - 17:00	1040	+	2198	=	3238	82	331	Yes
15:00 - 16:00	1105	+	1718	=	2823	88	321	Yes
17:00 - 18:00	849	+	1853	=	2702	67	303	Yes
07:00 - 08:00	1294	+	964	=	2258	105	388	Yes
14:00 - 15:00	967	+	1212	=	2179	109	218	Yes
18:00 - 19:00	734	+	1089	=	1823	44	211	Yes
13:00 - 14:00	836	+	947	=	1783	68	230	Yes
08:00 - 09:00	993	+	722	=	1715	74	288	Yes
09:00 - 10:00	804	+	866	=	1670	61	247	Yes
12:00 - 13:00	796	+	848	=	1644	80	206	Yes
10:00 - 11:00	789	+	792	=	1581	70	207	Yes
11:00 - 12:00	758	+	794	=	1552	49	197	Yes
19:00 - 20:00	656	+	703	=	1359	58	173	Yes
06:00 - 07:00	865	+	434	=	1299	40	248	Yes
05:00 - 06:00	501	+	135	=	636	14	161	Yes
20:00 - 21:00	584	+	603	=	1187	42	127	No
20:15 - 21:15	534	+	561	=	1095	32	125	No
20:30 - 21:30	464	+	524	=	988	25	136	No
20:45 - 21:45	400	+	469	=	869	25	131	No
21:00 - 22:00	353	+	419	=	772	21	123	No
21:15 - 22:15	330	+	372	=	702	17	102	No
21:30 - 22:30	309	+	370	=	679	15	81	No
21:45 - 22:45	281	+	353	=	634	12	64	No
22:00 - 23:00	240	+	354	=	594	9	57	No
22:15 - 23:15	216		346		562	5	58	No

ANOKA COUNTY HIGHWAY

PC - WARRANTS

TRAFFIC SIGNAL WARRANT ANALYSIS

Study Name: TMC 2409

Study Date : 09/19/2024

Warrant 1B - Interruption of Continuous Traffic

Description

Intended for sites where the volume of the major street is so heavy that traffic on the minor street suffers excessive delay or hazard.

Summary

17 one hour periods meet minimums.
Warrant IS met.

Site Data Required

Rural Settings Apply = **True**
 Number of Major Lanes = **2 or more**
 Number of Minor Lanes = **2 or more**

Volume Requirements

Rural Factor of 70 % applied
 Veh/Hr Major = **630**
 Veh/Hr Minor = **70**

Time	Major Road				Total	Minor Road		Met?
	Major EB	+	Major WB	=		Minor NB	Minor SB	
	CSAH 1					Egret Blvd NW		
16:00 - 17:00	1040	+	2198	=	3238	82	331	Yes
15:00 - 16:00	1105	+	1718	=	2823	88	321	Yes
17:00 - 18:00	849	+	1853	=	2702	67	303	Yes
07:00 - 08:00	1294	+	964	=	2258	105	388	Yes
14:00 - 15:00	967	+	1212	=	2179	109	218	Yes
18:00 - 19:00	734	+	1089	=	1823	44	211	Yes
13:00 - 14:00	836	+	947	=	1783	68	230	Yes
08:00 - 09:00	993	+	722	=	1715	74	288	Yes
09:00 - 10:00	804	+	866	=	1670	61	247	Yes
12:00 - 13:00	796	+	848	=	1644	80	206	Yes
10:00 - 11:00	789	+	792	=	1581	70	207	Yes
11:00 - 12:00	758	+	794	=	1552	49	197	Yes
19:00 - 20:00	656	+	703	=	1359	58	173	Yes
06:00 - 07:00	865	+	434	=	1299	40	248	Yes
20:00 - 21:00	584	+	603	=	1187	42	127	Yes
21:00 - 22:00	353	+	419	=	772	21	123	Yes
05:00 - 06:00	501	+	135	=	636	14	161	Yes
22:00 - 23:00	240	+	354	=	594	9	57	No
22:15 - 23:15	216	+	346	=	562	5	58	No
04:45 - 05:45	397	+	103	=	500	12	139	No
22:30 - 23:30	176	+	297	=	473	3	45	No
04:30 - 05:30	318	+	95	=	413	7	110	No
22:45 - 23:45	150	+	250	=	400	0	42	No
04:15 - 05:15	262	+	80	=	342	5	83	No
23:00 - 00:00	125		204		329	2	48	No

ANOKA COUNTY HIGHWAY

PC - WARRANTS

TRAFFIC SIGNAL WARRANT ANALYSIS

Study Name: TMC 2409

Study Date : 09/19/2024

Warrant 1C Combination of Warrants

Description

Intended for sites where the traffic volumes don't meet individual warrants but where Warrants 1A and 1B are both met to 80% of their stated values.

Summary

17 hours meet 1A minimums.
18 hours meet 1B minimums.
Warrant IS met.

Site Data Required

Rural Settings Apply = **True**
Number of Major Lanes = **2 or more**
Number of Minor Lanes = **2 or more**

Volume Requirements

Rural Factor of 70% applied
Warrant 1A 1B
Veh/Hr Major = **336 504**

Veh/Hr Minor = **112 56**

Major Road CSAH 1

Minor Road Egret Blvd NW

Time	Major EB	+	Major WB	=	Total	Minor NB	Minor SB	Met1A?
15:45 - 16:45	1094	+	2158	=	3252	84	330	Yes
16:45 - 17:45	900	+	1996	=	2896	66	297	Yes
14:45 - 15:45	1043	+	1549	=	2592	90	298	Yes
13:45 - 14:45	984	+	1144	=	2128	115	224	Yes
06:45 - 07:45	1232	+	823	=	2055	78	351	Yes
17:45 - 18:45	762	+	1288	=	2050	50	252	Yes
07:45 - 08:45	1057	+	837	=	1894	95	330	Yes
08:45 - 09:45	857	+	824	=	1681	70	264	Yes
12:45 - 13:45	786	+	888	=	1674	54	218	Yes
11:45 - 12:45	797	+	868	=	1665	73	203	Yes
10:45 - 11:45	776	+	786	=	1562	57	201	Yes
09:45 - 10:45	761	+	792	=	1553	64	208	Yes

Time	Major EB	+	Major WB	=	Total	Minor NB	Minor SB	Met1B?
16:00 - 17:00	1040	+	2198	=	3238	82	331	Yes
15:00 - 16:00	1105	+	1718	=	2823	88	321	Yes
17:00 - 18:00	849	+	1853	=	2702	67	303	Yes
07:00 - 08:00	1294	+	964	=	2258	105	388	Yes
14:00 - 15:00	967	+	1212	=	2179	109	218	Yes
18:00 - 19:00	734	+	1089	=	1823	44	211	Yes
13:00 - 14:00	836	+	947	=	1783	68	230	Yes
08:00 - 09:00	993	+	722	=	1715	74	288	Yes
09:00 - 10:00	804	+	866	=	1670	61	247	Yes
12:00 - 13:00	796	+	848	=	1644	80	206	Yes
10:00 - 11:00	789	+	792	=	1581	70	207	Yes
11:00 - 12:00	758	+	794	=	1552	49	197	Yes

ANOKA COUNTY HIGHWAY

PC - WARRANTS

TRAFFIC SIGNAL WARRANT ANALYSIS

Study Name: TMC 2409

Study Date : 09/19/2024

Warrant 2 - Four Hour Volumes

Description

Intended for sites where the volume of intersecting traffic during any four hours of the day is the principal reason for consideration of a signal installation.

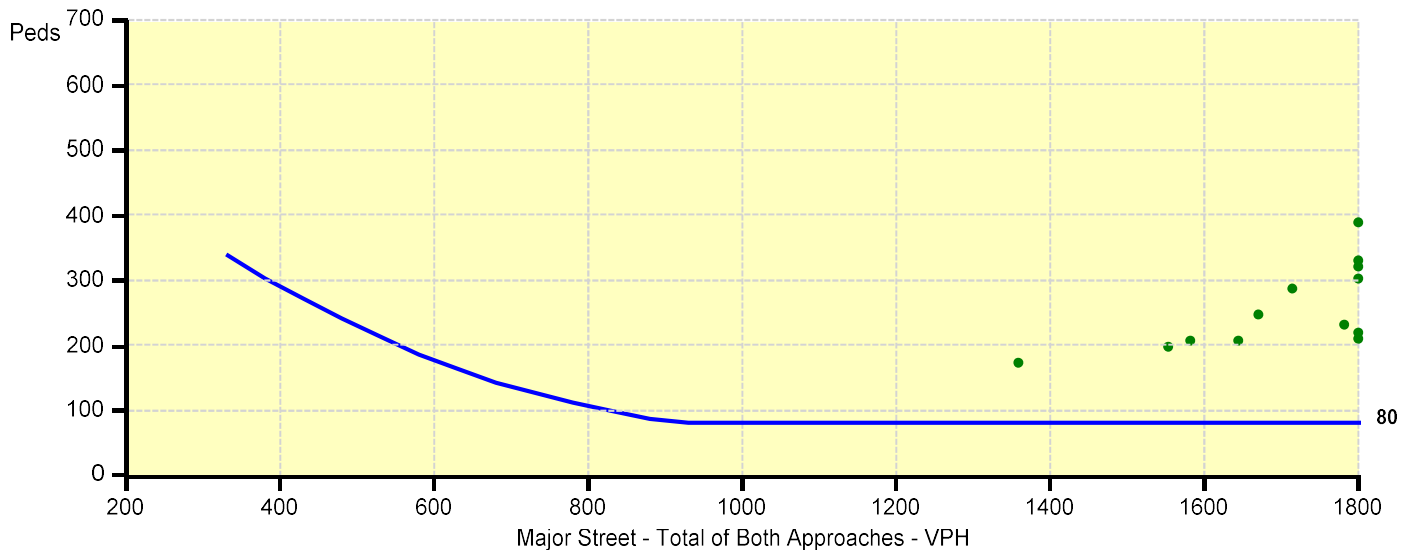
Summary

17 one hour periods meet minimums.
Warrant IS met.

Site Data Required

Rural Settings Apply = **True**
 Number of Major Lanes = **2 or more**
 Number of Minor Lanes = **2 or more**

Time	Major Road CSAH 1					Minor Road Egret Blvd NW		Met?
	Major EB	+	Major WB	=	Total	Minor NB	Minor SB	
16:00 - 17:00	1040	+	2198	=	3238	82	331	Yes
15:00 - 16:00	1105	+	1718	=	2823	88	321	Yes
17:00 - 18:00	849	+	1853	=	2702	67	303	Yes
07:00 - 08:00	1294	+	964	=	2258	105	388	Yes
14:00 - 15:00	967	+	1212	=	2179	109	218	Yes
18:00 - 19:00	734	+	1089	=	1823	44	211	Yes
13:00 - 14:00	836	+	947	=	1783	68	230	Yes
08:00 - 09:00	993	+	722	=	1715	74	288	Yes
09:00 - 10:00	804	+	866	=	1670	61	247	Yes
12:00 - 13:00	796	+	848	=	1644	80	206	Yes
10:00 - 11:00	789	+	792	=	1581	70	207	Yes
11:00 - 12:00	758	+	794	=	1552	49	197	Yes



ANOKA COUNTY HIGHWAY

PC - WARRANTS

TRAFFIC SIGNAL WARRANT ANALYSIS

Study Name: TMC 2409

Study Date : 09/19/2024

Warrant 3B - Peak Hour Volumes

Description

Intended for sites where the volume of intersecting traffic during one hour of the day is the principal reason for consideration of a signal installation.

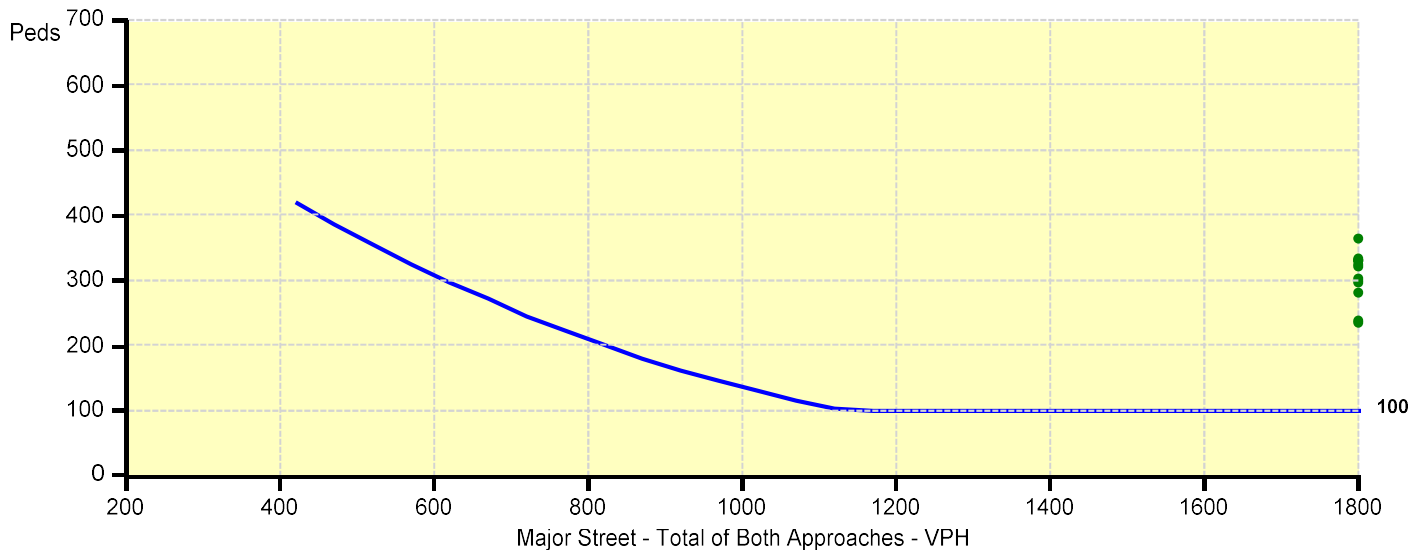
Summary

60 one hour periods meet minimums.
Warrant IS met.

Site Data Required

Rural Settings Apply = **True**
 Number of Major Lanes = **2 or more**
 Number of Minor Lanes = **2 or more**

Time	Major Road CSAH 1					Minor Road Egret Blvd NW		Met?
	Major EB	+	Major WB	=	Total	Minor NB	Minor SB	
15:45 - 16:45	1094	+	2158	=	3252	84	330	Yes
16:00 - 17:00	1040	+	2198	=	3238	82	331	Yes
16:15 - 17:15	988	+	2233	=	3221	76	332	Yes
15:30 - 16:30	1124	+	2023	=	3147	82	365	Yes
16:30 - 17:30	964	+	2126	=	3090	71	323	Yes
15:15 - 16:15	1129	+	1862	=	2991	84	329	Yes
16:45 - 17:45	900	+	1996	=	2896	66	297	Yes
15:00 - 16:00	1105	+	1718	=	2823	88	321	Yes
17:00 - 18:00	849	+	1853	=	2702	67	303	Yes
14:45 - 15:45	1043	+	1549	=	2592	90	298	Yes
17:15 - 18:15	833	+	1619	=	2452	60	282	Yes
14:30 - 15:30	991	+	1409	=	2400	101	236	Yes



ANOKA COUNTY HIGHWAY

PC - WARRANTS

TRAFFIC SIGNAL WARRANT ANALYSIS

Study Name: TMC 2409

Study Date : 09/19/2024

Multiway Stop Warrants - Summary

Major Street Approaches

Eastbound: CSAH 1
 Number of Lanes : 2+
 Total Approach Volume: 14,732

Westbound: CSAH 1
 Number of Lanes :2+
 Total Approach Volume: 17,234

Minor Street Approaches

Northbound: Egret Blvd NW
 Number of Lanes :2+
 Total Approach Volume: 1,100

Southbound: Egret Blvd NW
 Number of Lanes :2+
 Total Approach Volume: 4,206

Warrant Summary (Rural Values Apply)

Criteria A - Interim Measure	Not Evaluated
If traffic signals are justified, stop signs can be installed as an interim measure.	
Criteria B - Crash Experience	Not Satisfied
Number of crashes (-1) is less than minimum required (5).	
Criteria C - Minimum Volumes and Delays	Satisfied
Average of 8 highest hours meets or exceeds volume criteria.	
Criteria D - 80% of Volumes, Delays, and Crashes	Not Satisfied
Number of crashes (-1) is less than minimum required (4). Average of 8 highest hours meets or exceeds volume criteria.	

Criteria C Volume Summary

Time	Major Total	Major Avg	Minor Total	Minor Avg	Major Crit	Minor Crit	Meets?
15:45 - 16:45	3252	2319.3	414	365.8	210	140	Yes
16:45 - 17:45	2896		369				
14:45 - 15:45	2592		388				
07:15 - 08:15	2281		495				
13:45 - 14:45	2128		339				
17:45 - 18:45	2050		305				
08:45 - 09:45	1681		340				
12:45 - 13:45	1674		276				
11:45 - 12:45	1665		276				
06:15 - 07:15	1538		336				
10:00 - 11:00	1581		277				
18:45 - 19:45	1394		243				

Criteria D Volume Summary

Time	Major Total	Major Avg	Minor Total	Minor Avg	Major Crit	Minor Crit	Meets?
15:45 - 16:45	3252	2319.3	414	365.8	240	160	Yes
16:45 - 17:45	2896		369				
14:45 - 15:45	2592		388				
07:15 - 08:15	2281		495				
13:45 - 14:45	2128		339				
17:45 - 18:45	2050		305				
08:45 - 09:45	1681		340				
12:45 - 13:45	1674		276				
11:45 - 12:45	1665		276				
06:15 - 07:15	1538		336				
10:00 - 11:00	1581		277				
18:45 - 19:45	1394		243				