


Date: 03/19/24

Count Number: TMC 2453

Location: CSAH 17
@ Flowerfield Rd

Collection Period: 6 AM - 10 PM



North

7686

#2

CSAH 17

3723			
191	3292	238	2
E	F	G	H

3963

Flowerfield Rd.

I	225	574
J	152	
K	197	
L	0	

#3

1132

558

868

#1

427	0	D
	243	C
	107	B
	77	A

Flowerfield Rd.

P	O	N	M
3	98	3493	213
3807			

#4

7376

CSAH 17

3569

Anoka County
Highway Department

Traffic Volume and Turning
Movement Study

EXISTING LANES OF APPROACH				
	RIGHT TURN LANE	LEFT TURN LANE	THRU LANES	TOTAL
#1	0	0	1	1
#2	0	1	2	3
#3	0	0	1	1
#4	0	1	2	3

Date: 03/19/24


Count Number: TMC 2453

Location: CSAH 17

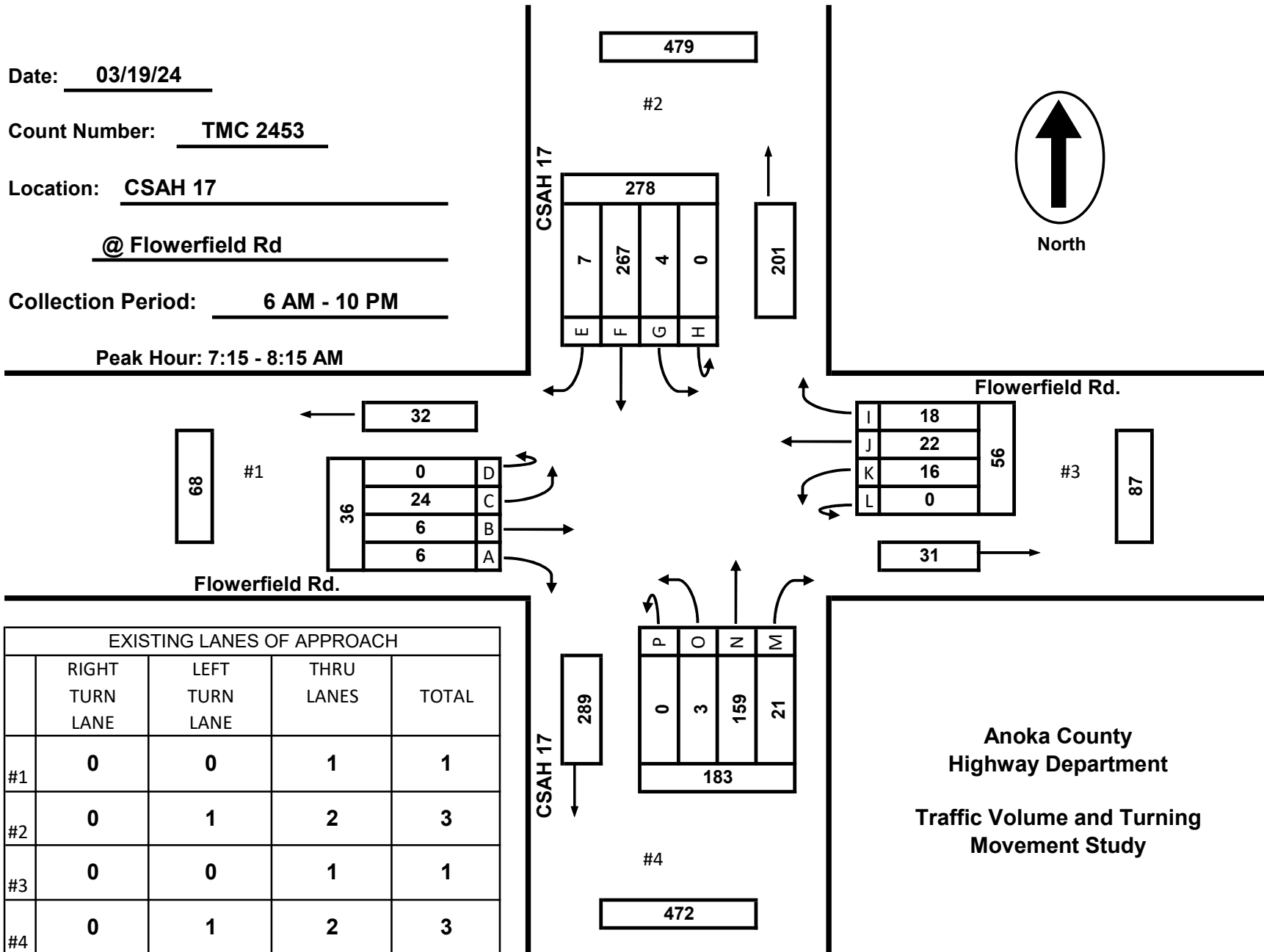
@ Flowerfield Rd

Collection Period: 6 AM - 10 PM

Peak Hour: 7:15 - 8:15 AM



North



Anoka County
Highway Department
Traffic Volume and Turning
Movement Study

Date: 03/19/24


Count Number: TMC 2453

Location: CSAH 17

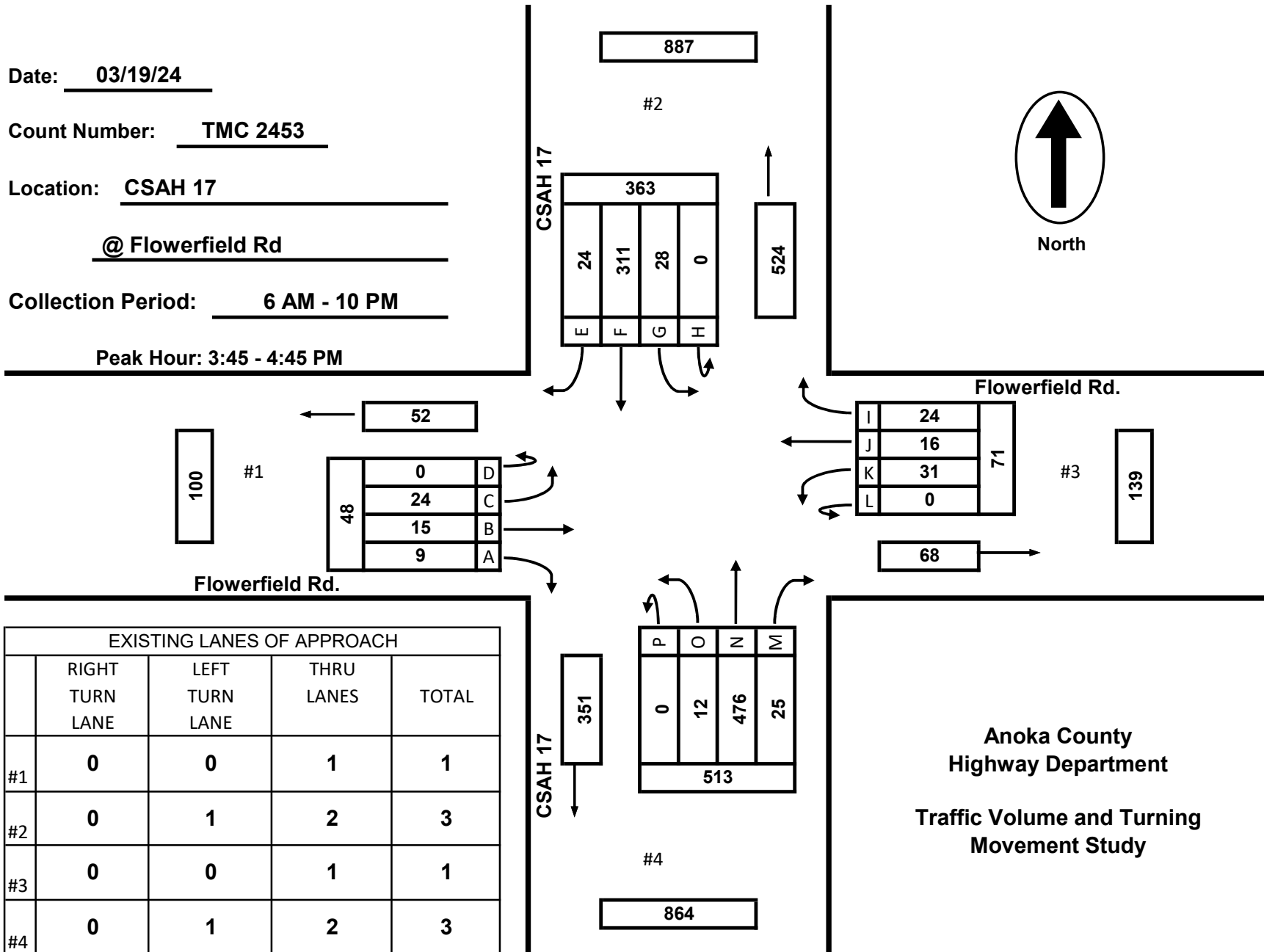
@ Flowerfield Rd

Collection Period: 6 AM - 10 PM

Peak Hour: 3:45 - 4:45 PM



North



EXISTING LANES OF APPROACH				
	RIGHT TURN LANE	LEFT TURN LANE	THRU LANES	TOTAL
#1	0	0	1	1
#2	0	1	2	3
#3	0	0	1	1
#4	0	1	2	3

Anoka County
Highway Department
Traffic Volume and Turning
Movement Study

**TMC 2453 - CSAH 17 @ Flowerfield Rd
Lexington MN
Tuesday, March 19, 2024**

Time	Southbound CSAH 17						Westbound Flowerfield Rd.						Northbound CSAH 17						Eastbound Flowerfield Rd.						VEHICLE TOTAL
	U Turns	Left Turns	Straight Through	Right Turns	Crosswalk Crossings	Vehicle Approach Total	U Turns	Left Turns	Straight Through	Right Turns	Crosswalk Crossings	Vehicle Approach Total	U Turns	Left Turns	Straight Through	Right Turns	Crosswalk Crossings	Vehicle Approach Total	U Turns	Left Turns	Straight Through	Right Turns	Crosswalk Crossings	Vehicle Approach Total	
12:00 AM	0	0	0	0	0	0	0	0	0	0	0	0	0	0	0	0	0	0	0	0	0	0	0	0	0
12:15 AM	0	0	0	0	0	0	0	0	0	0	0	0	0	0	0	0	0	0	0	0	0	0	0	0	0
12:30 AM	0	0	0	0	0	0	0	0	0	0	0	0	0	0	0	0	0	0	0	0	0	0	0	0	0
12:45 AM	0	0	0	0	0	0	0	0	0	0	0	0	0	0	0	0	0	0	0	0	0	0	0	0	0
Hourly Total	0	0	0	0	0	0	0	0	0	0	0	0	0	0	0	0	0	0	0	0	0	0	0	0	0
1:00 AM	0	0	0	0	0	0	0	0	0	0	0	0	0	0	0	0	0	0	0	0	0	0	0	0	0
1:15 AM	0	0	0	0	0	0	0	0	0	0	0	0	0	0	0	0	0	0	0	0	0	0	0	0	0
1:30 AM	0	0	0	0	0	0	0	0	0	0	0	0	0	0	0	0	0	0	0	0	0	0	0	0	0
1:45 AM	0	0	0	0	0	0	0	0	0	0	0	0	0	0	0	0	0	0	0	0	0	0	0	0	0
Hourly Total	0	0	0	0	0	0	0	0	0	0	0	0	0	0	0	0	0	0	0	0	0	0	0	0	0
2:00 AM	0	0	0	0	0	0	0	0	0	0	0	0	0	0	0	0	0	0	0	0	0	0	0	0	0
2:15 AM	0	0	0	0	0	0	0	0	0	0	0	0	0	0	0	0	0	0	0	0	0	0	0	0	0
2:30 AM	0	0	0	0	0	0	0	0	0	0	0	0	0	0	0	0	0	0	0	0	0	0	0	0	0
2:45 AM	0	0	0	0	0	0	0	0	0	0	0	0	0	0	0	0	0	0	0	0	0	0	0	0	0
Hourly Total	0	0	0	0	0	0	0	0	0	0	0	0	0	0	0	0	0	0	0	0	0	0	0	0	0
3:00 AM	0	0	0	0	0	0	0	0	0	0	0	0	0	0	0	0	0	0	0	0	0	0	0	0	0
3:15 AM	0	0	0	0	0	0	0	0	0	0	0	0	0	0	0	0	0	0	0	0	0	0	0	0	0
3:30 AM	0	0	0	0	0	0	0	0	0	0	0	0	0	0	0	0	0	0	0	0	0	0	0	0	0
3:45 AM	0	0	0	0	0	0	0	0	0	0	0	0	0	0	0	0	0	0	0	0	0	0	0	0	0
Hourly Total	0	0	0	0	0	0	0	0	0	0	0	0	0	0	0	0	0	0	0	0	0	0	0	0	0
4:00 AM	0	0	0	0	0	0	0	0	0	0	0	0	0	0	0	0	0	0	0	0	0	0	0	0	0
4:15 AM	0	0	0	0	0	0	0	0	0	0	0	0	0	0	0	0	0	0	0	0	0	0	0	0	0
4:30 AM	0	0	0	0	0	0	0	0	0	0	0	0	0	0	0	0	0	0	0	0	0	0	0	0	0
4:45 AM	0	0	0	0	0	0	0	0	0	0	0	0	0	0	0	0	0	0	0	0	0	0	0	0	0
Hourly Total	0	0	0	0	0	0	0	0	0	0	0	0	0	0	0	0	0	0	0	0	0	0	0	0	0
5:00 AM	0	0	0	0	0	0	0	0	0	0	0	0	0	0	0	0	0	0	0	0	0	0	0	0	0
5:15 AM	0	0	0	0	0	0	0	0	0	0	0	0	0	0	0	0	0	0	0	0	0	0	0	0	0
5:30 AM	0	0	0	0	0	0	0	0	0	0	0	0	0	0	0	0	0	0	0	0	0	0	0	0	0
5:45 AM	0	0	0	0	0	0	0	0	0	0	0	0	0	0	0	0	0	0	0	0	0	0	0	0	0
Hourly Total	0	0	0	0	0	0	0	0	0	0	0	0	0	0	0	0	0	0	0	0	0	0	0	0	0
6:00 AM	0	0	25	0	0	25	0	1	2	1	0	4	0	1	15	2	0	18	0	3	0	0	0	3	50
6:15 AM	0	1	38	0	0	39	0	3	4	0	0	7	0	0	10	1	0	11	0	2	1	1	0	4	61
6:30 AM	0	1	53	1	0	55	0	4	2	0	0	6	0	2	22	0	0	24	0	4	0	1	0	5	90
6:45 AM	0	1	37	3	0	41	0	5	5	4	0	14	0	1	20	2	0	23	0	2	1	0	0	3	81
Hourly Total	0	3	153	4	0	160	0	13	13	5	0	31	0	4	67	5	0	76	0	11	2	2	0	15	282
7:00 AM	0	1	55	0	0	56	0	3	5	2	0	10	0	1	26	3	0	30	0	2	2	0	0	4	100
7:15 AM	0	2	77	0	0	79	0	4	7	2	1	13	0	1	28	3	0	32	0	6	3	2	0	11	135
7:30 AM	0	0	55	2	0	57	0	3	8	8	0	19	0	0	46	4	0	50	0	9	0	0	0	9	135
7:45 AM	0	0	76	2	0	78	0	5	2	5	0	12	0	2	44	6	0	52	0	6	2	1	0	9	151
Hourly Total	0	3	263	4	0	270	0	15	22	17	1	54	0	4	144	16	0	164	0	23	7	3	0	33	521

**TMC 2453 - CSAH 17 @ Flowerfield Rd
Lexington MN
Tuesday, March 19, 2024**

Time	Southbound CSAH 17						Westbound Flowerfield Rd.						Northbound CSAH 17						Eastbound Flowerfield Rd.						VEHICLE TOTAL
	U Turns	Left Turns	Straight Through	Right Turns	Crosswalk Crossings	Vehicle Approach Total	U Turns	Left Turns	Straight Through	Right Turns	Crosswalk Crossings	Vehicle Approach Total	U Turns	Left Turns	Straight Through	Right Turns	Crosswalk Crossings	Vehicle Approach Total	U Turns	Left Turns	Straight Through	Right Turns	Crosswalk Crossings	Vehicle Approach Total	
8:00 AM	0	2	59	3	0	64	0	4	5	3	0	12	0	0	41	8	0	49	0	3	1	3	0	7	132
8:15 AM	0	3	61	3	0	67	0	4	4	6	0	14	0	2	33	4	0	39	0	2	0	1	0	3	123
8:30 AM	0	3	55	1	0	59	0	4	4	5	0	13	0	1	40	4	0	45	0	5	0	0	0	5	122
8:45 AM	0	3	51	2	0	56	0	5	4	6	0	15	0	2	50	12	0	64	0	4	2	1	0	7	142
Hourly Total	0	11	226	9	0	246	0	17	17	20	0	54	0	5	164	28	0	197	0	14	3	5	0	22	519
9:00 AM	0	5	42	3	0	50	0	15	15	7	1	37	0	0	36	7	0	43	0	2	9	3	0	14	144
9:15 AM	0	3	43	4	0	50	0	6	2	2	0	10	0	0	44	3	0	47	0	5	2	0	0	7	114
9:30 AM	0	2	36	4	0	42	0	2	3	2	0	7	0	0	34	1	0	35	0	1	0	3	0	4	88
9:45 AM	0	4	32	2	0	38	0	2	1	3	0	6	0	2	42	0	0	44	0	1	1	1	0	3	91
Hourly Total	0	14	153	13	0	180	0	25	21	14	1	60	0	2	156	11	0	169	0	9	12	7	0	28	437
10:00 AM	0	2	46	2	0	50	0	3	2	1	0	6	0	3	44	0	0	47	0	4	1	0	0	5	108
10:15 AM	0	3	45	1	0	49	0	2	2	3	0	7	0	0	58	2	0	60	0	5	0	1	0	6	122
10:30 AM	0	4	35	1	0	40	0	7	4	8	0	19	0	0	51	1	0	52	0	5	1	0	0	6	117
10:45 AM	0	2	41	4	2	47	0	2	1	4	0	7	0	0	66	1	0	67	0	2	1	1	2	4	125
Hourly Total	0	11	167	8	2	186	0	14	9	16	0	39	0	3	219	4	0	226	0	16	3	2	2	21	472
11:00 AM	0	3	42	3	0	48	0	2	0	3	0	5	0	1	50	1	0	52	0	6	0	1	0	7	112
11:15 AM	0	5	56	9	0	70	0	3	1	3	0	7	0	3	55	3	0	61	0	6	1	0	0	7	145
11:30 AM	0	7	52	4	0	63	0	1	2	5	1	8	0	0	58	3	0	61	0	5	0	1	0	6	138
11:45 AM	0	4	63	1	0	68	0	0	0	2	1	2	0	2	48	5	0	55	0	3	2	1	0	6	131
Hourly Total	0	19	213	17	0	249	0	6	3	13	2	22	0	6	211	12	0	229	0	20	3	3	0	26	526
12:00 PM	0	7	61	2	0	70	0	6	0	6	0	12	0	3	56	1	0	60	0	4	1	3	0	8	150
12:15 PM	0	6	43	3	0	52	0	1	1	3	1	5	0	1	59	1	0	61	0	7	3	1	0	11	129
12:30 PM	0	3	51	5	1	59	0	4	1	5	0	10	0	1	56	2	0	59	0	3	0	3	1	6	134
12:45 PM	0	2	64	1	0	67	0	2	1	3	1	6	0	1	67	3	0	71	0	5	1	4	0	10	154
Hourly Total	0	18	219	11	1	248	0	13	3	17	2	33	0	6	238	7	0	251	0	19	5	11	1	35	567
1:00 PM	0	4	62	1	0	67	0	1	2	9	0	12	0	0	47	1	1	48	0	3	0	1	0	4	131
1:15 PM	1	4	51	6	0	62	0	2	1	3	0	6	0	2	68	4	0	74	0	3	0	2	0	5	147
1:30 PM	0	2	57	2	0	61	0	3	2	2	0	7	1	0	55	4	0	60	0	3	2	0	0	5	133
1:45 PM	0	5	48	6	0	59	0	4	0	5	1	9	0	5	45	3	1	53	0	3	3	0	0	6	127
Hourly Total	1	15	218	15	0	249	0	10	5	19	1	34	1	7	215	12	2	235	0	12	5	3	0	20	538
2:00 PM	0	3	61	0	0	64	0	2	1	4	0	7	0	0	79	2	0	81	0	2	0	1	0	3	155
2:15 PM	0	4	49	4	0	57	0	3	0	2	0	5	0	1	63	6	0	70	0	5	0	1	0	6	138
2:30 PM	0	5	80	2	0	87	0	2	2	4	0	8	0	3	68	5	0	76	0	6	1	1	0	8	179
2:45 PM	0	5	48	3	0	56	0	6	2	2	1	10	0	4	82	5	0	91	0	6	0	2	0	8	165
Hourly Total	0	17	238	9	0	264	0	13	5	12	1	30	0	8	292	18	0	318	0	19	1	5	0	25	637
3:00 PM	0	7	67	3	0	77	0	1	2	4	1	7	0	2	94	8	0	104	0	4	2	3	0	9	197
3:15 PM	0	5	50	10	0	65	0	3	0	2	0	5	0	1	86	7	0	94	0	6	8	0	0	14	178
3:30 PM	0	6	65	3	0	74	0	6	1	4	1	11	0	2	101	11	0	114	0	7	6	0	0	13	212
3:45 PM	0	7	66	6	0	79	0	14	14	9	1	37	0	2	108	7	0	117	0	6	6	2	0	14	247
Hourly Total	0	25	248	22	0	295	0	24	17	19	3	60	0	7	389	33	0	429	0	23	22	5	0	50	834

**TMC 2453 - CSAH 17 @ Flowerfield Rd
Lexington MN
Tuesday, March 19, 2024**

Time	Southbound CSAH 17						Westbound Flowerfield Rd.						Northbound CSAH 17						Eastbound Flowerfield Rd.						VEHICLE TOTAL
	U Turns	Left Turns	Straight Through	Right Turns	Crosswalk Crossings	Vehicle Approach Total	U Turns	Left Turns	Straight Through	Right Turns	Crosswalk Crossings	Vehicle Approach Total	U Turns	Left Turns	Straight Through	Right Turns	Crosswalk Crossings	Vehicle Approach Total	U Turns	Left Turns	Straight Through	Right Turns	Crosswalk Crossings	Vehicle Approach Total	
4:00 PM	0	5	67	5	0	77	0	5	0	0	0	5	0	2	126	7	0	135	0	7	5	1	0	13	230
4:15 PM	0	9	102	7	0	118	0	6	1	6	0	13	0	7	122	5	0	134	0	3	3	3	0	9	274
4:30 PM	0	7	76	6	0	89	0	6	1	9	0	16	0	1	120	6	0	127	0	8	1	3	0	12	244
4:45 PM	0	4	70	6	0	80	0	3	2	5	0	10	0	5	123	1	0	129	0	1	4	4	0	9	228
Hourly Total	0	25	315	24	0	364	0	20	4	20	0	44	0	15	491	19	0	525	0	19	13	11	0	43	976
5:00 PM	0	9	81	4	0	94	0	1	4	2	0	7	0	6	106	7	0	119	0	4	4	4	0	12	232
5:15 PM	0	2	63	7	0	72	0	4	2	4	0	10	0	1	79	7	0	87	0	3	1	2	0	6	175
5:30 PM	1	6	70	9	0	86	0	3	7	4	1	14	0	4	77	4	0	85	0	6	1	2	0	9	194
5:45 PM	0	4	66	2	0	72	0	4	0	7	0	11	0	3	93	8	0	104	0	3	3	3	0	9	196
Hourly Total	1	21	280	22	0	324	0	12	13	17	1	42	0	14	355	26	0	395	0	16	9	11	0	36	797
6:00 PM	0	5	58	2	0	65	0	3	2	2	0	7	0	4	64	5	0	73	0	9	5	1	0	15	160
6:15 PM	0	5	56	1	0	62	0	0	0	3	0	3	1	0	67	3	0	71	0	1	2	0	0	3	139
6:30 PM	0	3	67	3	0	73	0	2	2	2	0	6	0	3	52	1	0	56	0	7	2	0	0	9	144
6:45 PM	0	5	41	3	0	49	0	1	2	4	0	7	0	2	46	1	2	49	0	5	2	3	0	10	115
Hourly Total	0	18	222	9	0	249	0	6	6	11	0	23	1	9	229	10	2	249	0	22	11	4	0	37	558
7:00 PM	0	7	48	4	0	59	0	1	2	3	0	6	0	0	48	3	0	51	0	5	1	0	0	6	122
7:15 PM	0	7	54	3	0	64	0	0	0	7	0	7	1	1	61	2	0	65	0	2	1	0	0	3	139
7:30 PM	0	3	39	2	0	44	0	1	2	3	0	6	0	0	36	1	0	37	0	0	1	0	0	1	88
7:45 PM	0	6	39	4	0	49	0	2	1	3	0	6	0	0	34	2	0	36	0	6	0	1	0	7	98
Hourly Total	0	23	180	13	0	216	0	4	5	16	0	25	1	1	179	8	0	189	0	13	3	1	0	17	447
8:00 PM	0	1	37	3	1	41	0	0	1	2	0	3	0	1	25	0	0	26	0	0	0	0	0	0	70
8:15 PM	0	3	34	2	0	39	0	1	2	3	0	6	0	1	24	1	0	26	0	3	2	2	0	7	78
8:30 PM	0	1	27	1	0	29	0	4	3	2	0	9	0	0	20	0	0	20	0	1	0	0	0	1	59
8:45 PM	0	5	22	2	0	29	0	0	0	1	0	1	0	2	25	0	0	27	0	2	1	1	0	4	61
Hourly Total	0	10	120	8	1	138	0	5	6	8	0	19	0	4	94	1	0	99	0	6	3	3	0	12	268
9:00 PM	0	3	29	1	0	33	0	0	2	1	0	3	0	1	19	1	0	21	0	0	0	1	0	1	58
9:15 PM	0	1	17	1	0	19	0	0	1	0	0	1	0	0	13	1	0	14	0	0	2	0	0	2	36
9:30 PM	0	1	12	1	0	14	0	0	0	0	0	0	0	2	10	0	0	12	0	0	3	0	0	3	29
9:45 PM	0	0	19	0	0	19	0	0	0	0	0	0	0	0	8	1	0	9	0	1	0	0	0	1	29
Hourly Total	0	5	77	3	0	85	0	0	3	1	0	4	0	3	50	3	0	56	0	1	5	1	0	7	152
10:00 PM	0	0	0	0	0	0	0	0	0	0	0	0	0	0	0	0	0	0	0	0	0	0	0	0	0
10:15 PM	0	0	0	0	0	0	0	0	0	0	0	0	0	0	0	0	0	0	0	0	0	0	0	0	0
10:30 PM	0	0	0	0	0	0	0	0	0	0	0	0	0	0	0	0	0	0	0	0	0	0	0	0	0
10:45 PM	0	0	0	0	0	0	0	0	0	0	0	0	0	0	0	0	0	0	0	0	0	0	0	0	0
Hourly Total	0	0	0	0	0	0	0	0	0	0	0	0	0	0	0	0	0	0	0	0	0	0	0	0	0
11:00 PM	0	0	0	0	0	0	0	0	0	0	0	0	0	0	0	0	0	0	0	0	0	0	0	0	0
11:15 PM	0	0	0	0	0	0	0	0	0	0	0	0	0	0	0	0	0	0	0	0	0	0	0	0	0
11:30 PM	0	0	0	0	0	0	0	0	0	0	0	0	0	0	0	0	0	0	0	0	0	0	0	0	0
11:45 PM	0	0	0	0	0	0	0	0	0	0	0	0	0	0	0	0	0	0	0	0	0	0	0	0	0
Hourly Total	0	0	0	0	0	0	0	0	0	0	0	0	0	0	0	0	0	0	0	0	0	0	0	0	0
DAILY TOTAL	2	238	3292	191	4	3723	0	197	152	225	12	574	3	98	3493	213	4	3807	0	243	107	77	3	427	8531
Cars	2	235	3270	183	4	3690	0	192	150	223	10	565	3	95	3452	208	3	3758	0	235	102	73	3	410	8423
Heavy Vehicles	0	3	22	8	0	33	0	5	2	2	2	9	0	3	41	5	1	49	0	8	5	4	0	17	108
Heavy Vehicle %	0.00%	1.26%	0.67%	4.19%	0.00%	0.89%	0.00%	2.54%	1.32%	0.89%	16.67%	1.57%	0.00%	3.06%	1.17%	2.35%	25.00%	1.29%	0.00%	3.29%	4.67%	5.19%	0.00%	3.98%	1.27%

TMC 2453 - CSAH 17 @ Flowerfield Rd
Lexington MN
Tuesday, March 19, 2024

Time	Southbound						Westbound						Northbound						Eastbound						VEHICLE TOTAL
	U Turns	Left Turns	Straight Through	Right Turns	Crosswalk Crossings	Vehicle Approach Total	U Turns	Left Turns	Straight Through	Right Turns	Crosswalk Crossings	Vehicle Approach Total	U Turns	Left Turns	Straight Through	Right Turns	Crosswalk Crossings	Vehicle Approach Total	U Turns	Left Turns	Straight Through	Right Turns	Crosswalk Crossings	Vehicle Approach Total	
7:15 AM	0	2	77	0	0	79	0	4	7	2	1	13	0	1	28	3	0	32	0	6	3	2	0	11	135
7:30 AM	0	0	55	2	0	57	0	3	8	8	0	19	0	0	46	4	0	50	0	9	0	0	0	9	135
7:45 AM	0	0	76	2	0	78	0	5	2	5	0	12	0	2	44	6	0	52	0	6	2	1	0	9	151
8:00 AM	0	2	59	3	0	64	0	4	5	3	0	12	0	0	41	8	0	49	0	3	1	3	0	7	132
Peak Hour Total	0	4	267	7	0	278	0	16	22	18	1	56	0	3	159	21	0	183	0	24	6	6	0	36	553
PHF	0.000	0.500	0.867	0.583	0.000	0.880	0.000	0.800	0.688	0.563	0.250	0.737	0.000	0.375	0.864	0.656	0.000	0.880	0.000	0.667	0.500	0.500	0.000	0.818	0.916

Time	Southbound						Westbound						Northbound						Eastbound						VEHICLE TOTAL
	U Turns	Left Turns	Straight Through	Right Turns	Crosswalk Crossings	Vehicle Approach Total	U Turns	Left Turns	Straight Through	Right Turns	Crosswalk Crossings	Vehicle Approach Total	U Turns	Left Turns	Straight Through	Right Turns	Crosswalk Crossings	Vehicle Approach Total	U Turns	Left Turns	Straight Through	Right Turns	Crosswalk Crossings	Vehicle Approach Total	
3:45 PM	0	7	66	6	0	79	0	14	14	9	1	37	0	2	108	7	0	117	0	6	6	2	0	14	247
4:00 PM	0	5	67	5	0	77	0	5	0	0	0	5	0	2	126	7	0	135	0	7	5	1	0	13	230
4:15 PM	0	9	102	7	0	118	0	6	1	6	0	13	0	7	122	5	0	134	0	3	3	3	0	9	274
4:30 PM	0	7	76	6	0	89	0	6	1	9	0	16	0	1	120	6	0	127	0	8	1	3	0	12	244
Peak Hour Total	0	28	311	24	0	363	0	31	16	24	1	71	0	12	476	25	0	513	0	24	15	9	0	48	995
PHF	0.000	0.778	0.762	0.857	0.000	0.769	0.000	0.554	0.286	0.667	0.250	0.480	0.000	0.429	0.944	0.893	0.000	0.950	0.000	0.750	0.625	0.750	0.000	0.857	0.908

Total Vehicles On Leg		7686	
Vehicles Entering Intersection	3723	Vehicles Exiting Intersection	3963
Southbound			
Cars	183	3270	235
Heavy	8	22	3
Total	191	3292	238



Total Vehicles on Leg 868	Vehicles Entering Intersection 427	Eastbound	Cars	Heavy	Total	
			3	0	3	
	0		0	0		
	235		8	243		
	102		5	107		
Vehicles Exiting Intersection 441	73	4	77			

Daily Volumes

Cars	Heavy	Total	Westbound	Vehicles Entering Intersection 574	Total Vehicles on Leg 1132
223	2	225			
150	2	152			
192	5	197			
0	0	0			
10	2	12	Vehicles Exiting Intersection 558		

Cars	3	3	95	3452	208
Heavy	1	0	3	41	5
Total	4	3	98	3493	213
Northbound					
Vehicles Entering Intersection	3807		Vehicles Exiting Intersection	3569	
Total Vehicles On Leg	7376				

ANOKA COUNTY HIGHWAY

PC-WARRANTS

TRAFFIC SIGNAL WARRANT ANALYSIS

Study Name: TMC 2453

Study Date : 04/09/2024

Signal Warrants - Summary

Major Street Approaches

Northbound: CSAH 17

Number of Lanes : 2+

Total Approach Volume: 3,807

Southbound: CSAH 17

Number of Lanes : 2+

Total Approach Volume: 3,723

Minor Street Approaches

Eastbound: Flowerfield Rd.

Number of Lanes : 1

Total Approach Volume: 427

Westbound: Flowerfield Rd.

Number of Lanes : 1

Total Approach Volume: 574

Warrant Summary (Urban Values Apply)

Warrant 1 - Eight Hour Vehicular Volumes.....Not Satisfied

Warrant 1A - Minimum Vehicular Volume.....Not Satisfied

Required volumes reached for 0 hours, 8 are needed

Warrant 1B - Interruption of Continuous Traffic.....Not Satisfied

Required volumes reached for 0 hours, 8 are needed

Warrant 1C - Combination of Warrants.....Not Satisfied

Required 1A volumes reached for 0 hours, 8 are needed

Required 1B volumes reached for 1 hours, 8 are needed

Warrant 2 - Four Hour Volumes.....Not Satisfied

Number of hours (0) volumes exceed minimum < minimum required (4).

Warrant 3 - Peak Hour.....Not Satisfied

Warrant 3A - Peak Hour Delay.....Not Satisfied

Approach volumes on minor street don't exceed minimums for any one hour period. Delay data not evaluated.

Warrant 3B - Peak Hour Volumes.....Not Satisfied

Volumes do not exceed minimums for any one hour period.

Warrant 4 - Pedestrian Volumes.....Not Evaluated

Warrant 5 - School Crossing.....Not Evaluated

Warrant 6 - Coordinated Signal System.....Not Evaluated

Warrant 7 - Crash Experience.....Not Evaluated

Warrant 8 - Roadway Network.....Not Evaluated

Warrant 9 - Intersection Near a Grade Crossing.....Not Evaluated

ANOKA COUNTY HIGHWAY

PC-WARRANTS

TRAFFIC SIGNAL WARRANT ANALYSIS

Study Name: TMC 2453

Study Date : 04/09/2024

Warrant 1A - Minimum Volumes

Description

Intended for sites where the volume of intersecting traffic is the principal reason for consideration of a signal installation.

Summary

Only 0 one hour periods meet minimums.
Warrant is NOT met.

Site Data Required

Rural Settings Apply = **False**
 Number of Major Lanes = **2 or more**
 Number of Minor Lanes = **1**

Volume Requirements

Veh/Hr Major = **600**

Veh/Hr Minor = **150**

Time	Major Road CSAH 17				Total	Minor Road Flowerfield Rd.		Met?
	Major NB	+	Major SB	=		Minor EB	Minor WB	
16:15 - 17:15	509	+	381	=	890	42	46	No
16:00 - 17:00	525	+	364	=	889	43	44	No
15:45 - 16:45	513	+	363	=	876	48	71	No
15:30 - 16:30	500	+	348	=	848	49	66	No
16:30 - 17:30	462	+	335	=	797	39	43	No
15:15 - 16:15	460	+	295	=	755	54	58	No
16:45 - 17:45	420	+	332	=	752	36	41	No
15:00 - 16:00	429	+	295	=	724	50	60	No
17:00 - 18:00	395	+	324	=	719	36	42	No
14:45 - 15:45	403	+	272	=	675	44	33	No
14:30 - 15:30	365	+	285	=	650	39	30	No
17:15 - 18:15	349	+	295	=	644	39	42	No
14:15 - 15:15	341	+	277	=	618	31	30	No
17:30 - 18:30	333	+	285	=	618	36	35	No
14:00 - 15:00	318	+	264	=	582	25	30	No
17:45 - 18:45	304	+	272	=	576	36	27	No
13:45 - 14:45	280	+	267	=	547	23	29	No
13:15 - 14:15	268	+	246	=	514	19	29	No
12:45 - 13:45	253	+	257	=	510	24	31	No
11:15 - 12:15	237	+	271	=	508	27	29	No
12:30 - 13:30	252	+	255	=	507	25	34	No
13:30 - 14:30	264	+	241	=	505	20	28	No
12:00 - 13:00	251	+	248	=	499	35	33	No
18:00 - 19:00	249	+	249	=	498	37	23	No
11:30 - 12:30	237		253		490	31	27	No

ANOKA COUNTY HIGHWAY

PC-WARRANTS

TRAFFIC SIGNAL WARRANT ANALYSIS

Study Name: TMC 2453

Study Date : 04/09/2024

Warrant 1B - Interruption of Continuous Traffic

Description

Intended for sites where the volume of the major street is so heavy that traffic on the minor street suffers excessive delay or hazard.

Summary

Only 0 one hour periods meet minimums.
Warrant is NOT met.

Site Data Required

Rural Settings Apply = **False**
 Number of Major Lanes = **2 or more**
 Number of Minor Lanes = **1**

Volume Requirements

Veh/Hr Major = **900**

Veh/Hr Minor = **75**

Time	Major Road CSAH 17				Total	Minor Road Flowerfield Rd.		Met?
	Major NB	+	Major SB	=		Minor EB	Minor WB	
16:15 - 17:15	509	+	381	=	890	42	46	No
16:00 - 17:00	525	+	364	=	889	43	44	No
15:45 - 16:45	513	+	363	=	876	48	71	No
15:30 - 16:30	500	+	348	=	848	49	66	No
16:30 - 17:30	462	+	335	=	797	39	43	No
15:15 - 16:15	460	+	295	=	755	54	58	No
16:45 - 17:45	420	+	332	=	752	36	41	No
15:00 - 16:00	429	+	295	=	724	50	60	No
17:00 - 18:00	395	+	324	=	719	36	42	No
14:45 - 15:45	403	+	272	=	675	44	33	No
14:30 - 15:30	365	+	285	=	650	39	30	No
17:15 - 18:15	349	+	295	=	644	39	42	No
14:15 - 15:15	341	+	277	=	618	31	30	No
17:30 - 18:30	333	+	285	=	618	36	35	No
14:00 - 15:00	318	+	264	=	582	25	30	No
17:45 - 18:45	304	+	272	=	576	36	27	No
13:45 - 14:45	280	+	267	=	547	23	29	No
13:15 - 14:15	268	+	246	=	514	19	29	No
12:45 - 13:45	253	+	257	=	510	24	31	No
11:15 - 12:15	237	+	271	=	508	27	29	No
12:30 - 13:30	252	+	255	=	507	25	34	No
13:30 - 14:30	264	+	241	=	505	20	28	No
12:00 - 13:00	251	+	248	=	499	35	33	No
18:00 - 19:00	249	+	249	=	498	37	23	No
11:30 - 12:30	237		253		490	31	27	No

ANOKA COUNTY HIGHWAY

PC-WARRANTS

TRAFFIC SIGNAL WARRANT ANALYSIS

Study Name: TMC 2453

Study Date : 04/09/2024

Warrant 1C Combination of Warrants

Description

Intended for sites where the traffic volumes don't meet individual warrants but where Warrants 1A and 1B are both met to 80% of their stated values.

Summary

Only 0 hours meet 1A minimums.
Only 1 hours meet 1B minimums.
Warrant is NOT met.

Site Data Required

Rural Settings Apply = **False**
Number of Major Lanes = **2 or more**
Number of Minor Lanes = **1**

Volume Requirements

Warrant 1A 1B
Veh/Hr Major = **480 720**

Veh/Hr Minor = **120 60**

Major Road CSAH 17

Minor Road Flowerfield Rd.

Time	Major NB	+	Major SB	=	Total	Minor EB	Minor WB	Met1A?
16:15 - 17:15	509	+	381	=	890	42	46	No
16:00 - 17:00	525	+	364	=	889	43	44	No
15:45 - 16:45	513	+	363	=	876	48	71	No
15:30 - 16:30	500	+	348	=	848	49	66	No
16:30 - 17:30	462	+	335	=	797	39	43	No
15:15 - 16:15	460	+	295	=	755	54	58	No
16:45 - 17:45	420	+	332	=	752	36	41	No
15:00 - 16:00	429	+	295	=	724	50	60	No
17:00 - 18:00	395	+	324	=	719	36	42	No
14:45 - 15:45	403	+	272	=	675	44	33	No
14:30 - 15:30	365	+	285	=	650	39	30	No
17:15 - 18:15	349	+	295	=	644	39	42	No

Time	Major NB	+	Major SB	=	Total	Minor EB	Minor WB	Met1B?
15:00 - 16:00	429	+	295	=	724	50	60	Yes
16:15 - 17:15	509	+	381	=	890	42	46	No
16:00 - 17:00	525	+	364	=	889	43	44	No
16:30 - 17:30	462	+	335	=	797	39	43	No
16:45 - 17:45	420	+	332	=	752	36	41	No
17:00 - 18:00	395	+	324	=	719	36	42	No
14:45 - 15:45	403	+	272	=	675	44	33	No
14:30 - 15:30	365	+	285	=	650	39	30	No
17:15 - 18:15	349	+	295	=	644	39	42	No
17:30 - 18:30	333	+	285	=	618	36	35	No
14:15 - 15:15	341	+	277	=	618	31	30	No
14:00 - 15:00	318	+	264	=	582	25	30	No

ANOKA COUNTY HIGHWAY

PC-WARRANTS

TRAFFIC SIGNAL WARRANT ANALYSIS

Study Name: TMC 2453

Study Date : 04/09/2024

Warrant 2 - Four Hour Volumes

Description

Intended for sites where the volume of intersecting traffic during any four hours of the day is the principal reason for consideration of a signal installation.

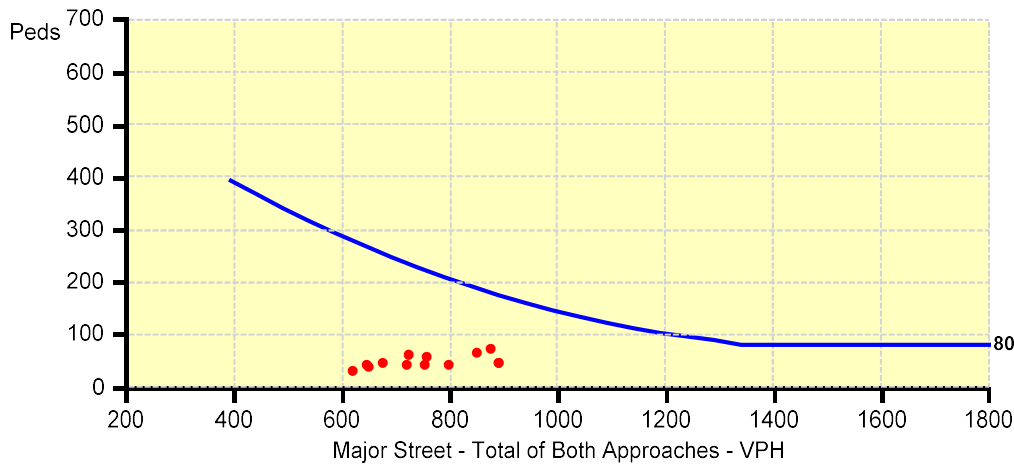
Summary

Only 0 one hour periods meet minimums.
Warrant is NOT met.

Site Data Required

Rural Settings Apply = **False**
 Number of Major Lanes = **2 or more**
 Number of Minor Lanes = **1**

Time	Major Road CSAH 17				Total	Minor Road Flowerfield Rd.		Met?
	Major NB	+	Major SB	=		Minor EB	Minor WB	
16:15 - 17:15	509	+	381	=	890	42	46	No
16:00 - 17:00	525	+	364	=	889	43	44	No
15:45 - 16:45	513	+	363	=	876	48	71	No
15:30 - 16:30	500	+	348	=	848	49	66	No
16:30 - 17:30	462	+	335	=	797	39	43	No
15:15 - 16:15	460	+	295	=	755	54	58	No
16:45 - 17:45	420	+	332	=	752	36	41	No
15:00 - 16:00	429	+	295	=	724	50	60	No
17:00 - 18:00	395	+	324	=	719	36	42	No
14:45 - 15:45	403	+	272	=	675	44	33	No
14:30 - 15:30	365	+	285	=	650	39	30	No
							42	No



ANOKA COUNTY HIGHWAY

PC-WARRANTS

TRAFFIC SIGNAL WARRANT ANALYSIS

Study Name: TMC 2453

Study Date : 04/09/2024

Warrant 3B - Peak Hour Volumes

Description

Intended for sites where the volume of intersecting traffic during one hour of the day is the principal reason for consideration of a signal installation.

Summary

Only 0 one hour periods meet minimums.
Warrant is NOT met.

Site Data Required

Rural Settings Apply = **False**
 Number of Major Lanes = **2 or more**
 Number of Minor Lanes = **1**

Time	Major Road CSAH 17				Total	Minor Road Flowerfield Rd.		Met?
	Major NB	+	Major SB	=		Minor EB	Minor WB	
16:15 - 17:15	509	+	381	=	890	42	46	No
16:00 - 17:00	525	+	364	=	889	43	44	No
15:45 - 16:45	513	+	363	=	876	48	71	No
15:30 - 16:30	500	+	348	=	848	49	66	No
16:30 - 17:30	462	+	335	=	797	39	43	No
15:15 - 16:15	460	+	295	=	755	54	58	No
16:45 - 17:45	420	+	332	=	752	36	41	No
15:00 - 16:00	429	+	295	=	724	50	60	No
17:00 - 18:00	395	+	324	=	719	36	42	No
14:45 - 15:45	403	+	272	=	675	44	33	No
14:30 - 15:30	365	+	285	=	650	39	30	No
							42	No

