

Date: 09/24/24

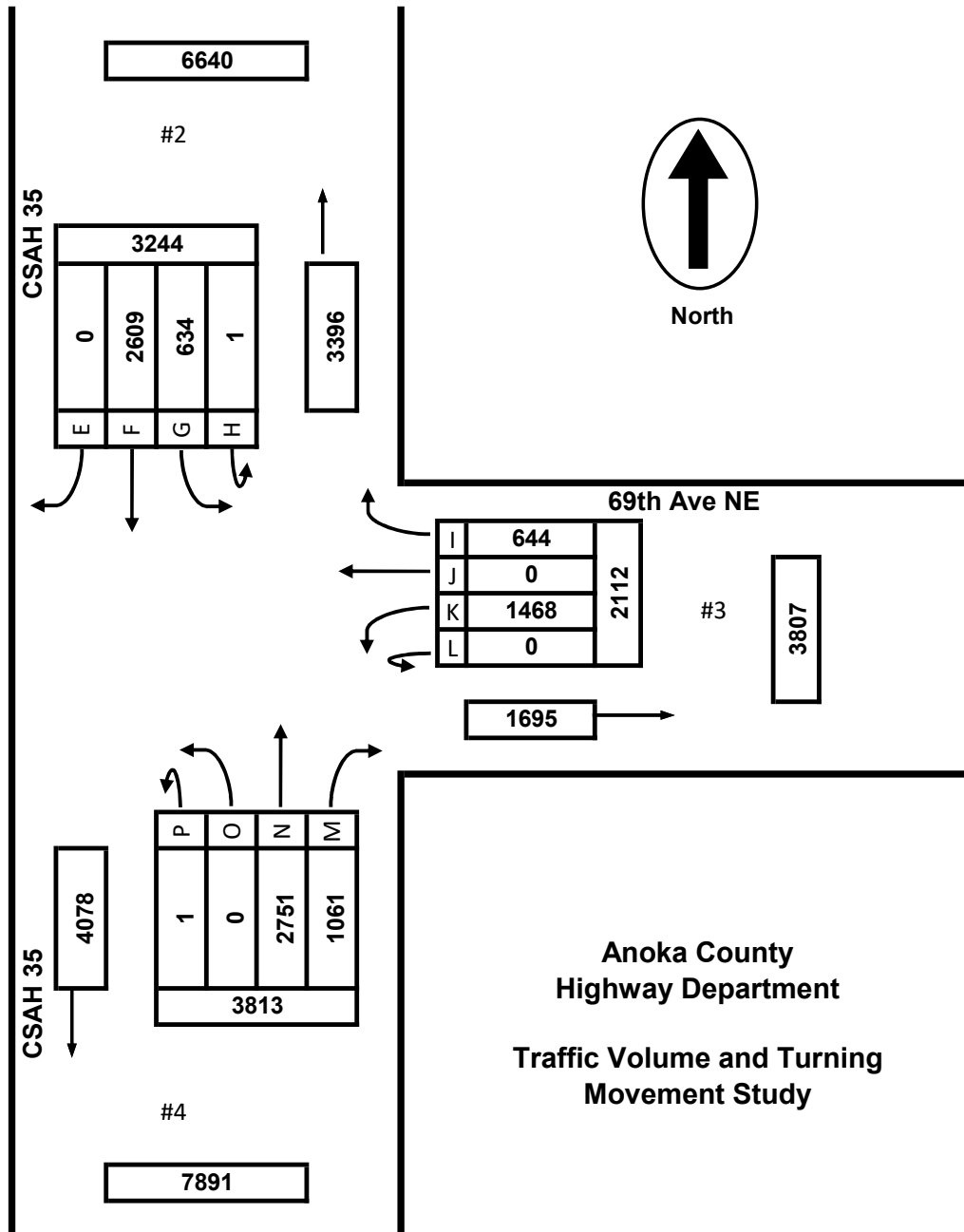
Count Number: TMC 2479

Location: CSAH 35

@ 69th Ave

Collection Period: 24 HR

| EXISTING LANES OF APPROACH |                       |                      |               |       |
|----------------------------|-----------------------|----------------------|---------------|-------|
|                            | RIGHT<br>TURN<br>LANE | LEFT<br>TURN<br>LANE | THRU<br>LANES | TOTAL |
| #1                         | 0                     | 0                    | 0             | 0     |
| #2                         | 0                     | 1                    | 1             | 2     |
| #3                         | 1                     | 1                    | 0             | 2     |
| #4                         | 1                     | 0                    | 1             | 2     |



Date: 09/24/24

Count Number: TMC 2479

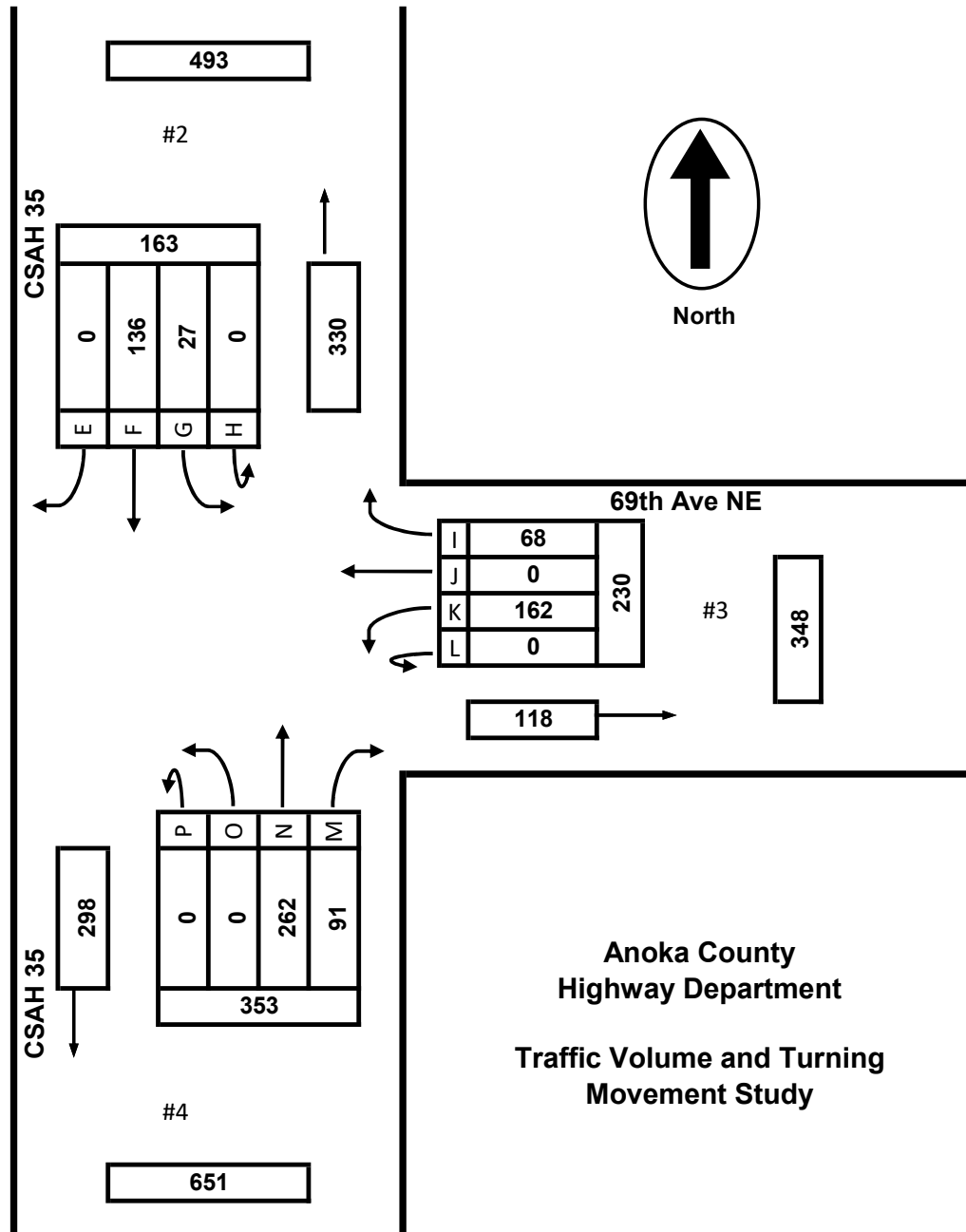
Location: CSAH 35

@ 69th Ave

Collection Period: 24 HR

Peak Hour: 7:45 - 8:45 AM

| EXISTING LANES OF APPROACH |                       |                      |               |       |
|----------------------------|-----------------------|----------------------|---------------|-------|
|                            | RIGHT<br>TURN<br>LANE | LEFT<br>TURN<br>LANE | THRU<br>LANES | TOTAL |
| #1                         | 0                     | 0                    | 0             | 0     |
| #2                         | 0                     | 1                    | 1             | 2     |
| #3                         | 1                     | 1                    | 0             | 2     |
| #4                         | 1                     | 0                    | 1             | 2     |



Anoka County  
Highway Department  
Traffic Volume and Turning  
Movement Study

Date: 09/24/24

Count Number: TMC 2479

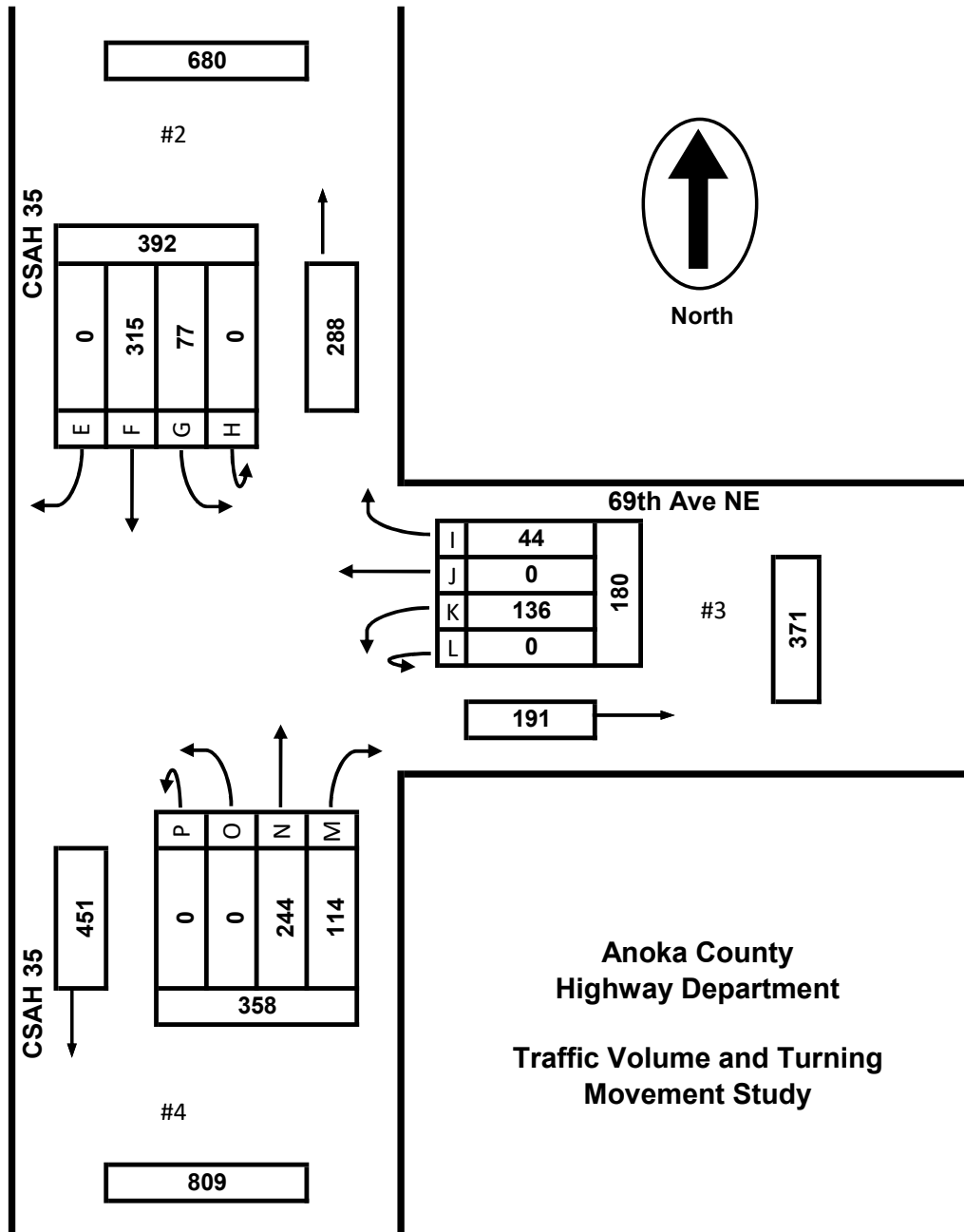
Location: CSAH 35

@ 69th Ave

Collection Period: 24 HR

Peak Hour: 4:15 - 5:15 PM

| EXISTING LANES OF APPROACH |                       |                      |               |       |
|----------------------------|-----------------------|----------------------|---------------|-------|
|                            | RIGHT<br>TURN<br>LANE | LEFT<br>TURN<br>LANE | THRU<br>LANES | TOTAL |
| #1                         | 0                     | 0                    | 0             | 0     |
| #2                         | 0                     | 1                    | 1             | 2     |
| #3                         | 1                     | 1                    | 0             | 2     |
| #4                         | 1                     | 0                    | 1             | 2     |



**TMC 2479 - CSAH 35 @ 69th Ave  
Fridley MN  
Tuesday, September 24, 2024**

| Time         | Southbound<br>CSAH 35 |            |                     |                |                        |                              | Westbound<br>69th Ave NE |            |                     |                |                        |                              | Northbound<br>CSAH 35 |            |                     |                |                        |                              | Eastbound<br>0 |            |                     |                |                        |                              | VEHICLE<br>TOTAL |
|--------------|-----------------------|------------|---------------------|----------------|------------------------|------------------------------|--------------------------|------------|---------------------|----------------|------------------------|------------------------------|-----------------------|------------|---------------------|----------------|------------------------|------------------------------|----------------|------------|---------------------|----------------|------------------------|------------------------------|------------------|
|              | U Turns               | Left Turns | Straight<br>Through | Right<br>Turns | Crosswalk<br>Crossings | Vehicle<br>Approach<br>Total | U Turns                  | Left Turns | Straight<br>Through | Right<br>Turns | Crosswalk<br>Crossings | Vehicle<br>Approach<br>Total | U Turns               | Left Turns | Straight<br>Through | Right<br>Turns | Crosswalk<br>Crossings | Vehicle<br>Approach<br>Total | U Turns        | Left Turns | Straight<br>Through | Right<br>Turns | Crosswalk<br>Crossings | Vehicle<br>Approach<br>Total |                  |
| 12:00 AM     | 0                     | 4          | 4                   | 0              | 0                      | 8                            | 0                        | 1          | 0                   | 2              | 0                      | 3                            | 0                     | 0          | 0                   | 1              | 0                      | 1                            | 0              | 0          | 0                   | 0              | 0                      | 0                            | 12               |
| 12:15 AM     | 0                     | 0          | 7                   | 0              | 0                      | 7                            | 0                        | 1          | 0                   | 0              | 0                      | 1                            | 0                     | 0          | 2                   | 2              | 0                      | 4                            | 0              | 0          | 0                   | 0              | 0                      | 0                            | 12               |
| 12:30 AM     | 0                     | 1          | 6                   | 0              | 0                      | 7                            | 0                        | 4          | 0                   | 2              | 0                      | 6                            | 0                     | 0          | 0                   | 1              | 0                      | 1                            | 0              | 0          | 0                   | 0              | 0                      | 0                            | 14               |
| 12:45 AM     | 0                     | 0          | 1                   | 0              | 0                      | 1                            | 0                        | 0          | 0                   | 0              | 0                      | 0                            | 0                     | 0          | 1                   | 2              | 0                      | 3                            | 0              | 0          | 0                   | 0              | 0                      | 0                            | 4                |
| Hourly Total | 0                     | 5          | 18                  | 0              | 0                      | 23                           | 0                        | 6          | 0                   | 4              | 0                      | 10                           | 0                     | 0          | 3                   | 6              | 0                      | 9                            | 0              | 0          | 0                   | 0              | 0                      | 0                            | 42               |
| 1:00 AM      | 0                     | 5          | 11                  | 0              | 0                      | 16                           | 0                        | 1          | 0                   | 2              | 0                      | 3                            | 0                     | 0          | 2                   | 0              | 0                      | 2                            | 0              | 0          | 0                   | 0              | 0                      | 0                            | 21               |
| 1:15 AM      | 0                     | 0          | 2                   | 0              | 0                      | 2                            | 0                        | 1          | 0                   | 0              | 0                      | 1                            | 0                     | 0          | 1                   | 0              | 0                      | 1                            | 0              | 0          | 0                   | 0              | 0                      | 0                            | 4                |
| 1:30 AM      | 0                     | 1          | 2                   | 0              | 0                      | 3                            | 0                        | 0          | 0                   | 0              | 0                      | 0                            | 0                     | 0          | 2                   | 1              | 0                      | 3                            | 0              | 0          | 0                   | 0              | 0                      | 0                            | 6                |
| 1:45 AM      | 0                     | 0          | 0                   | 0              | 0                      | 0                            | 0                        | 1          | 0                   | 1              | 0                      | 2                            | 0                     | 0          | 2                   | 2              | 0                      | 4                            | 0              | 0          | 0                   | 0              | 0                      | 0                            | 6                |
| Hourly Total | 0                     | 6          | 15                  | 0              | 0                      | 21                           | 0                        | 3          | 0                   | 3              | 0                      | 6                            | 0                     | 0          | 7                   | 3              | 0                      | 10                           | 0              | 0          | 0                   | 0              | 0                      | 0                            | 37               |
| 2:00 AM      | 0                     | 1          | 1                   | 0              | 0                      | 2                            | 0                        | 0          | 0                   | 1              | 0                      | 1                            | 0                     | 0          | 3                   | 1              | 0                      | 4                            | 0              | 0          | 0                   | 0              | 0                      | 0                            | 7                |
| 2:15 AM      | 0                     | 0          | 1                   | 0              | 0                      | 1                            | 0                        | 1          | 0                   | 1              | 0                      | 2                            | 0                     | 0          | 1                   | 1              | 0                      | 2                            | 0              | 0          | 0                   | 0              | 0                      | 0                            | 5                |
| 2:30 AM      | 0                     | 0          | 0                   | 0              | 0                      | 0                            | 0                        | 1          | 0                   | 0              | 0                      | 1                            | 0                     | 0          | 2                   | 2              | 0                      | 4                            | 0              | 0          | 0                   | 0              | 0                      | 0                            | 5                |
| 2:45 AM      | 0                     | 0          | 2                   | 0              | 0                      | 2                            | 0                        | 1          | 0                   | 2              | 0                      | 3                            | 1                     | 0          | 1                   | 1              | 0                      | 3                            | 0              | 0          | 0                   | 0              | 0                      | 0                            | 8                |
| Hourly Total | 0                     | 1          | 4                   | 0              | 0                      | 5                            | 0                        | 3          | 0                   | 4              | 0                      | 7                            | 1                     | 0          | 7                   | 5              | 0                      | 13                           | 0              | 0          | 0                   | 0              | 0                      | 0                            | 25               |
| 3:00 AM      | 0                     | 0          | 2                   | 0              | 0                      | 2                            | 0                        | 1          | 0                   | 0              | 0                      | 1                            | 0                     | 0          | 1                   | 0              | 0                      | 1                            | 0              | 0          | 0                   | 0              | 0                      | 0                            | 4                |
| 3:15 AM      | 0                     | 0          | 0                   | 0              | 0                      | 0                            | 0                        | 0          | 0                   | 0              | 0                      | 0                            | 0                     | 0          | 0                   | 1              | 0                      | 1                            | 0              | 0          | 0                   | 0              | 0                      | 0                            | 1                |
| 3:30 AM      | 0                     | 0          | 1                   | 0              | 0                      | 1                            | 0                        | 1          | 0                   | 0              | 0                      | 1                            | 0                     | 0          | 3                   | 0              | 0                      | 3                            | 0              | 0          | 0                   | 0              | 0                      | 0                            | 5                |
| 3:45 AM      | 0                     | 1          | 4                   | 0              | 0                      | 5                            | 0                        | 2          | 0                   | 2              | 0                      | 4                            | 0                     | 0          | 1                   | 1              | 0                      | 2                            | 0              | 0          | 0                   | 0              | 0                      | 0                            | 11               |
| Hourly Total | 0                     | 1          | 7                   | 0              | 0                      | 8                            | 0                        | 4          | 0                   | 2              | 0                      | 6                            | 0                     | 0          | 5                   | 2              | 0                      | 7                            | 0              | 0          | 0                   | 0              | 0                      | 0                            | 21               |
| 4:00 AM      | 0                     | 0          | 0                   | 0              | 0                      | 0                            | 0                        | 1          | 0                   | 1              | 0                      | 2                            | 0                     | 0          | 5                   | 0              | 0                      | 5                            | 0              | 0          | 0                   | 0              | 0                      | 0                            | 7                |
| 4:15 AM      | 0                     | 1          | 0                   | 0              | 0                      | 1                            | 0                        | 3          | 0                   | 2              | 0                      | 5                            | 0                     | 0          | 6                   | 1              | 0                      | 7                            | 0              | 0          | 0                   | 0              | 0                      | 0                            | 13               |
| 4:30 AM      | 0                     | 0          | 2                   | 0              | 0                      | 2                            | 0                        | 5          | 0                   | 7              | 0                      | 12                           | 0                     | 0          | 12                  | 2              | 0                      | 14                           | 0              | 0          | 0                   | 0              | 0                      | 0                            | 28               |
| 4:45 AM      | 0                     | 3          | 4                   | 0              | 0                      | 7                            | 0                        | 2          | 0                   | 6              | 0                      | 8                            | 0                     | 0          | 11                  | 3              | 0                      | 14                           | 0              | 0          | 0                   | 0              | 0                      | 0                            | 29               |
| Hourly Total | 0                     | 4          | 6                   | 0              | 0                      | 10                           | 0                        | 11         | 0                   | 16             | 0                      | 27                           | 0                     | 0          | 34                  | 6              | 0                      | 40                           | 0              | 0          | 0                   | 0              | 0                      | 0                            | 77               |
| 5:00 AM      | 0                     | 2          | 5                   | 0              | 0                      | 7                            | 0                        | 4          | 0                   | 4              | 0                      | 8                            | 0                     | 0          | 5                   | 0              | 0                      | 5                            | 0              | 0          | 0                   | 0              | 0                      | 0                            | 20               |
| 5:15 AM      | 0                     | 0          | 9                   | 0              | 0                      | 9                            | 0                        | 5          | 0                   | 4              | 0                      | 9                            | 0                     | 0          | 6                   | 2              | 0                      | 8                            | 0              | 0          | 0                   | 0              | 0                      | 0                            | 26               |
| 5:30 AM      | 0                     | 3          | 8                   | 0              | 0                      | 11                           | 0                        | 8          | 0                   | 6              | 0                      | 14                           | 0                     | 0          | 8                   | 2              | 0                      | 10                           | 0              | 0          | 0                   | 0              | 0                      | 0                            | 35               |
| 5:45 AM      | 0                     | 3          | 13                  | 0              | 0                      | 16                           | 0                        | 9          | 0                   | 12             | 0                      | 21                           | 0                     | 0          | 10                  | 1              | 0                      | 11                           | 0              | 0          | 0                   | 0              | 0                      | 0                            | 48               |
| Hourly Total | 0                     | 8          | 35                  | 0              | 0                      | 43                           | 0                        | 26         | 0                   | 26             | 0                      | 52                           | 0                     | 0          | 29                  | 5              | 0                      | 34                           | 0              | 0          | 0                   | 0              | 0                      | 0                            | 129              |
| 6:00 AM      | 0                     | 0          | 17                  | 0              | 0                      | 17                           | 0                        | 17         | 0                   | 9              | 0                      | 26                           | 0                     | 0          | 21                  | 2              | 0                      | 23                           | 0              | 0          | 0                   | 0              | 0                      | 0                            | 66               |
| 6:15 AM      | 0                     | 1          | 12                  | 0              | 0                      | 13                           | 0                        | 10         | 0                   | 7              | 0                      | 17                           | 0                     | 0          | 12                  | 4              | 0                      | 16                           | 0              | 0          | 0                   | 0              | 0                      | 0                            | 46               |
| 6:30 AM      | 0                     | 4          | 14                  | 0              | 0                      | 18                           | 0                        | 11         | 0                   | 10             | 0                      | 21                           | 0                     | 0          | 19                  | 4              | 0                      | 23                           | 0              | 0          | 0                   | 0              | 0                      | 0                            | 62               |
| 6:45 AM      | 0                     | 4          | 23                  | 0              | 0                      | 27                           | 0                        | 12         | 0                   | 12             | 0                      | 24                           | 0                     | 0          | 45                  | 6              | 1                      | 51                           | 0              | 0          | 0                   | 0              | 0                      | 0                            | 102              |
| Hourly Total | 0                     | 9          | 66                  | 0              | 0                      | 75                           | 0                        | 50         | 0                   | 38             | 0                      | 88                           | 0                     | 0          | 97                  | 16             | 1                      | 113                          | 0              | 0          | 0                   | 0              | 0                      | 0                            | 276              |
| 7:00 AM      | 0                     | 5          | 35                  | 0              | 0                      | 40                           | 0                        | 19         | 0                   | 7              | 0                      | 26                           | 0                     | 0          | 31                  | 8              | 0                      | 39                           | 0              | 0          | 0                   | 0              | 0                      | 0                            | 105              |
| 7:15 AM      | 0                     | 8          | 41                  | 0              | 0                      | 49                           | 0                        | 33         | 0                   | 8              | 0                      | 41                           | 0                     | 0          | 43                  | 16             | 0                      | 59                           | 0              | 0          | 0                   | 0              | 0                      | 0                            | 149              |
| 7:30 AM      | 0                     | 8          | 43                  | 0              | 0                      | 51                           | 0                        | 33         | 0                   | 16             | 0                      | 49                           | 0                     | 0          | 51                  | 9              | 0                      | 60                           | 0              | 0          | 0                   | 0              | 0                      | 0                            | 160              |
| 7:45 AM      | 0                     | 11         | 35                  | 0              | 0                      | 46                           | 0                        | 36         | 0                   | 21             | 0                      | 57                           | 0                     | 0          | 71                  | 26             | 1                      | 97                           | 0              | 0          | 0                   | 0              | 0                      | 0                            | 200              |
| Hourly Total | 0                     | 32         | 154                 | 0              | 0                      | 186                          | 0                        | 121        | 0                   | 52             | 0                      | 173                          | 0                     | 0          | 196                 | 59             | 1                      | 255                          | 0              | 0          | 0                   | 0              | 0                      | 0                            | 614              |

**TMC 2479 - CSAH 35 @ 69th Ave  
Fridley MN  
Tuesday, September 24, 2024**

| Time         | Southbound<br>CSAH 35 |            |                     |                |                        |                              | Westbound<br>69th Ave NE |            |                     |                |                        |                              | Northbound<br>CSAH 35 |            |                     |                |                        |                              | Eastbound<br>0 |            |                     |                |                        |                              | VEHICLE<br>TOTAL |
|--------------|-----------------------|------------|---------------------|----------------|------------------------|------------------------------|--------------------------|------------|---------------------|----------------|------------------------|------------------------------|-----------------------|------------|---------------------|----------------|------------------------|------------------------------|----------------|------------|---------------------|----------------|------------------------|------------------------------|------------------|
|              | U Turns               | Left Turns | Straight<br>Through | Right<br>Turns | Crosswalk<br>Crossings | Vehicle<br>Approach<br>Total | U Turns                  | Left Turns | Straight<br>Through | Right<br>Turns | Crosswalk<br>Crossings | Vehicle<br>Approach<br>Total | U Turns               | Left Turns | Straight<br>Through | Right<br>Turns | Crosswalk<br>Crossings | Vehicle<br>Approach<br>Total | U Turns        | Left Turns | Straight<br>Through | Right<br>Turns | Crosswalk<br>Crossings | Vehicle<br>Approach<br>Total |                  |
| 8:00 AM      | 0                     | 6          | 39                  | 0              | 1                      | 45                           | 0                        | 30         | 0                   | 16             | 1                      | 46                           | 0                     | 0          | 71                  | 22             | 1                      | 93                           | 0              | 0          | 0                   | 0              | 0                      | 0                            | 184              |
| 8:15 AM      | 0                     | 5          | 39                  | 0              | 0                      | 44                           | 0                        | 51         | 0                   | 15             | 0                      | 66                           | 0                     | 0          | 55                  | 22             | 2                      | 77                           | 0              | 0          | 0                   | 0              | 0                      | 0                            | 187              |
| 8:30 AM      | 0                     | 5          | 23                  | 0              | 0                      | 28                           | 0                        | 45         | 0                   | 16             | 1                      | 61                           | 0                     | 0          | 65                  | 21             | 2                      | 86                           | 0              | 0          | 0                   | 0              | 0                      | 0                            | 175              |
| 8:45 AM      | 0                     | 4          | 33                  | 0              | 0                      | 37                           | 0                        | 34         | 0                   | 7              | 0                      | 41                           | 0                     | 0          | 67                  | 22             | 2                      | 89                           | 0              | 0          | 0                   | 0              | 0                      | 0                            | 167              |
| Hourly Total | 0                     | 20         | 134                 | 0              | 1                      | 154                          | 0                        | 160        | 0                   | 54             | 2                      | 214                          | 0                     | 0          | 258                 | 87             | 7                      | 345                          | 0              | 0          | 0                   | 0              | 0                      | 0                            | 713              |
| 9:00 AM      | 0                     | 7          | 36                  | 0              | 1                      | 43                           | 0                        | 24         | 0                   | 6              | 0                      | 30                           | 0                     | 0          | 43                  | 20             | 0                      | 63                           | 0              | 0          | 0                   | 0              | 0                      | 0                            | 136              |
| 9:15 AM      | 0                     | 8          | 37                  | 0              | 0                      | 45                           | 0                        | 18         | 0                   | 3              | 0                      | 21                           | 0                     | 0          | 38                  | 15             | 3                      | 53                           | 0              | 0          | 0                   | 0              | 0                      | 0                            | 119              |
| 9:30 AM      | 0                     | 2          | 34                  | 0              | 0                      | 36                           | 0                        | 15         | 0                   | 11             | 0                      | 26                           | 0                     | 0          | 40                  | 14             | 0                      | 54                           | 0              | 0          | 0                   | 0              | 0                      | 0                            | 116              |
| 9:45 AM      | 0                     | 7          | 27                  | 0              | 0                      | 34                           | 0                        | 14         | 0                   | 11             | 0                      | 25                           | 0                     | 0          | 32                  | 16             | 2                      | 48                           | 0              | 0          | 0                   | 0              | 0                      | 0                            | 107              |
| Hourly Total | 0                     | 24         | 134                 | 0              | 1                      | 158                          | 0                        | 71         | 0                   | 31             | 0                      | 102                          | 0                     | 0          | 153                 | 65             | 5                      | 218                          | 0              | 0          | 0                   | 0              | 0                      | 0                            | 478              |
| 10:00 AM     | 0                     | 8          | 28                  | 0              | 0                      | 36                           | 0                        | 16         | 0                   | 6              | 0                      | 22                           | 0                     | 0          | 49                  | 10             | 1                      | 59                           | 0              | 0          | 0                   | 0              | 0                      | 0                            | 117              |
| 10:15 AM     | 0                     | 8          | 39                  | 0              | 0                      | 47                           | 0                        | 12         | 0                   | 8              | 0                      | 20                           | 0                     | 0          | 41                  | 16             | 2                      | 57                           | 0              | 0          | 0                   | 0              | 0                      | 0                            | 124              |
| 10:30 AM     | 0                     | 6          | 37                  | 0              | 0                      | 43                           | 0                        | 21         | 0                   | 9              | 0                      | 30                           | 0                     | 0          | 50                  | 10             | 1                      | 60                           | 0              | 0          | 0                   | 0              | 0                      | 0                            | 133              |
| 10:45 AM     | 0                     | 8          | 41                  | 0              | 1                      | 49                           | 0                        | 24         | 0                   | 10             | 1                      | 34                           | 0                     | 0          | 33                  | 10             | 1                      | 43                           | 0              | 0          | 0                   | 0              | 0                      | 0                            | 126              |
| Hourly Total | 0                     | 30         | 145                 | 0              | 1                      | 175                          | 0                        | 73         | 0                   | 33             | 1                      | 106                          | 0                     | 0          | 173                 | 46             | 5                      | 219                          | 0              | 0          | 0                   | 0              | 0                      | 0                            | 500              |
| 11:00 AM     | 0                     | 8          | 45                  | 0              | 1                      | 53                           | 0                        | 19         | 0                   | 7              | 0                      | 26                           | 0                     | 0          | 39                  | 15             | 1                      | 54                           | 0              | 0          | 0                   | 0              | 0                      | 0                            | 133              |
| 11:15 AM     | 0                     | 11         | 32                  | 0              | 2                      | 43                           | 0                        | 13         | 0                   | 7              | 0                      | 20                           | 0                     | 0          | 31                  | 14             | 2                      | 45                           | 0              | 0          | 0                   | 0              | 0                      | 0                            | 108              |
| 11:30 AM     | 0                     | 8          | 54                  | 0              | 0                      | 62                           | 0                        | 18         | 0                   | 12             | 0                      | 30                           | 0                     | 0          | 39                  | 13             | 3                      | 52                           | 0              | 0          | 0                   | 0              | 0                      | 0                            | 144              |
| 11:45 AM     | 0                     | 8          | 42                  | 0              | 0                      | 50                           | 0                        | 25         | 0                   | 7              | 0                      | 32                           | 0                     | 0          | 44                  | 11             | 1                      | 55                           | 0              | 0          | 0                   | 0              | 0                      | 0                            | 137              |
| Hourly Total | 0                     | 35         | 173                 | 0              | 3                      | 208                          | 0                        | 75         | 0                   | 33             | 0                      | 108                          | 0                     | 0          | 153                 | 53             | 7                      | 206                          | 0              | 0          | 0                   | 0              | 0                      | 0                            | 522              |
| 12:00 PM     | 0                     | 12         | 40                  | 0              | 0                      | 52                           | 0                        | 13         | 0                   | 10             | 0                      | 23                           | 0                     | 0          | 34                  | 18             | 4                      | 52                           | 0              | 0          | 0                   | 0              | 0                      | 0                            | 127              |
| 12:15 PM     | 0                     | 10         | 42                  | 0              | 0                      | 52                           | 0                        | 22         | 0                   | 7              | 0                      | 29                           | 0                     | 0          | 36                  | 10             | 2                      | 46                           | 0              | 0          | 0                   | 0              | 0                      | 0                            | 127              |
| 12:30 PM     | 0                     | 4          | 32                  | 0              | 0                      | 36                           | 0                        | 15         | 0                   | 4              | 0                      | 19                           | 0                     | 0          | 39                  | 11             | 5                      | 50                           | 0              | 0          | 0                   | 0              | 0                      | 0                            | 105              |
| 12:45 PM     | 0                     | 6          | 41                  | 0              | 0                      | 47                           | 0                        | 20         | 0                   | 7              | 0                      | 27                           | 0                     | 0          | 49                  | 6              | 1                      | 55                           | 0              | 0          | 0                   | 0              | 0                      | 0                            | 129              |
| Hourly Total | 0                     | 32         | 155                 | 0              | 0                      | 187                          | 0                        | 70         | 0                   | 28             | 0                      | 98                           | 0                     | 0          | 158                 | 45             | 12                     | 203                          | 0              | 0          | 0                   | 0              | 0                      | 0                            | 488              |
| 1:00 PM      | 0                     | 8          | 42                  | 0              | 0                      | 50                           | 0                        | 12         | 0                   | 10             | 0                      | 22                           | 0                     | 0          | 28                  | 14             | 7                      | 42                           | 0              | 0          | 0                   | 0              | 0                      | 0                            | 114              |
| 1:15 PM      | 0                     | 8          | 37                  | 0              | 0                      | 45                           | 0                        | 19         | 0                   | 11             | 0                      | 30                           | 0                     | 0          | 50                  | 11             | 2                      | 61                           | 0              | 0          | 0                   | 0              | 0                      | 0                            | 136              |
| 1:30 PM      | 0                     | 10         | 38                  | 0              | 0                      | 48                           | 0                        | 20         | 0                   | 12             | 0                      | 32                           | 0                     | 0          | 42                  | 18             | 2                      | 60                           | 0              | 0          | 0                   | 0              | 0                      | 0                            | 140              |
| 1:45 PM      | 0                     | 8          | 43                  | 0              | 1                      | 51                           | 0                        | 15         | 0                   | 12             | 0                      | 27                           | 0                     | 0          | 44                  | 9              | 0                      | 53                           | 0              | 0          | 0                   | 0              | 0                      | 0                            | 131              |
| Hourly Total | 0                     | 34         | 160                 | 0              | 1                      | 194                          | 0                        | 66         | 0                   | 45             | 0                      | 111                          | 0                     | 0          | 164                 | 52             | 11                     | 216                          | 0              | 0          | 0                   | 0              | 0                      | 0                            | 521              |
| 2:00 PM      | 0                     | 15         | 61                  | 0              | 0                      | 76                           | 0                        | 19         | 0                   | 8              | 0                      | 27                           | 0                     | 0          | 40                  | 13             | 0                      | 53                           | 0              | 0          | 0                   | 0              | 0                      | 0                            | 156              |
| 2:15 PM      | 0                     | 10         | 52                  | 0              | 0                      | 62                           | 0                        | 21         | 0                   | 12             | 0                      | 33                           | 0                     | 0          | 67                  | 14             | 3                      | 81                           | 0              | 0          | 0                   | 0              | 0                      | 0                            | 176              |
| 2:30 PM      | 0                     | 11         | 56                  | 0              | 0                      | 67                           | 0                        | 30         | 0                   | 21             | 1                      | 51                           | 0                     | 0          | 65                  | 18             | 0                      | 83                           | 0              | 0          | 0                   | 0              | 0                      | 0                            | 201              |
| 2:45 PM      | 0                     | 11         | 60                  | 0              | 0                      | 71                           | 0                        | 23         | 0                   | 15             | 1                      | 38                           | 0                     | 0          | 70                  | 19             | 0                      | 89                           | 0              | 0          | 0                   | 0              | 0                      | 0                            | 198              |
| Hourly Total | 0                     | 47         | 229                 | 0              | 0                      | 276                          | 0                        | 93         | 0                   | 56             | 2                      | 149                          | 0                     | 0          | 242                 | 64             | 3                      | 306                          | 0              | 0          | 0                   | 0              | 0                      | 0                            | 731              |
| 3:00 PM      | 0                     | 32         | 97                  | 0              | 0                      | 129                          | 0                        | 26         | 0                   | 8              | 0                      | 34                           | 0                     | 0          | 43                  | 25             | 0                      | 68                           | 0              | 0          | 0                   | 0              | 0                      | 0                            | 231              |
| 3:15 PM      | 0                     | 10         | 58                  | 0              | 0                      | 68                           | 0                        | 43         | 0                   | 13             | 0                      | 56                           | 0                     | 0          | 45                  | 26             | 0                      | 71                           | 0              | 0          | 0                   | 0              | 0                      | 0                            | 195              |
| 3:30 PM      | 0                     | 19         | 40                  | 0              | 0                      | 59                           | 0                        | 39         | 0                   | 12             | 0                      | 51                           | 0                     | 0          | 71                  | 16             | 1                      | 87                           | 0              | 0          | 0                   | 0              | 0                      | 0                            | 197              |
| 3:45 PM      | 0                     | 20         | 71                  | 0              | 0                      | 91                           | 0                        | 29         | 0                   | 7              | 0                      | 36                           | 0                     | 0          | 64                  | 18             | 1                      | 82                           | 0              | 0          | 0                   | 0              | 0                      | 0                            | 209              |
| Hourly Total | 0                     | 81         | 266                 | 0              | 0                      | 347                          | 0                        | 137        | 0                   | 40             | 0                      | 177                          | 0                     | 0          | 223                 | 85             | 2                      | 308                          | 0              | 0          | 0                   | 0              | 0                      | 0                            | 832              |



**TMC 2479 - CSAH 35 @ 69th Ave  
Fridley MN  
Tuesday, September 24, 2024  
AM Peak Hour**

| Time            | Southbound |            |                  |             |                     |                        | Westbound |            |                  |             |                     |                        | Northbound |            |                  |             |                     |                        | Eastbound |            |                  |             |                     |                        | VEHICLE TOTAL |
|-----------------|------------|------------|------------------|-------------|---------------------|------------------------|-----------|------------|------------------|-------------|---------------------|------------------------|------------|------------|------------------|-------------|---------------------|------------------------|-----------|------------|------------------|-------------|---------------------|------------------------|---------------|
|                 | U Turns    | Left Turns | Straight Through | Right Turns | Crosswalk Crossings | Vehicle Approach Total | U Turns   | Left Turns | Straight Through | Right Turns | Crosswalk Crossings | Vehicle Approach Total | U Turns    | Left Turns | Straight Through | Right Turns | Crosswalk Crossings | Vehicle Approach Total | U Turns   | Left Turns | Straight Through | Right Turns | Crosswalk Crossings | Vehicle Approach Total |               |
| 7:45 AM         | 0          | 11         | 35               | 0           | 0                   | 46                     | 0         | 36         | 0                | 21          | 0                   | 57                     | 0          | 0          | 71               | 26          | 1                   | 97                     | 0         | 0          | 0                | 0           | 0                   | 0                      | 200           |
| 8:00 AM         | 0          | 6          | 39               | 0           | 1                   | 45                     | 0         | 30         | 0                | 16          | 1                   | 46                     | 0          | 0          | 71               | 22          | 1                   | 93                     | 0         | 0          | 0                | 0           | 0                   | 0                      | 184           |
| 8:15 AM         | 0          | 5          | 39               | 0           | 0                   | 44                     | 0         | 51         | 0                | 15          | 0                   | 66                     | 0          | 0          | 55               | 22          | 2                   | 77                     | 0         | 0          | 0                | 0           | 0                   | 0                      | 187           |
| 8:30 AM         | 0          | 5          | 23               | 0           | 0                   | 28                     | 0         | 45         | 0                | 16          | 1                   | 61                     | 0          | 0          | 65               | 21          | 2                   | 86                     | 0         | 0          | 0                | 0           | 0                   | 0                      | 175           |
| Peak Hour Total | 0          | 27         | 136              | 0           | 1                   | 163                    | 0         | 162        | 0                | 68          | 2                   | 230                    | 0          | 0          | 262              | 91          | 6                   | 353                    | 0         | 0          | 0                | 0           | 0                   | 0                      | 746           |
| PHF             | 0.000      | 0.614      | 0.872            | 0.000       | 0.250               | 0.886                  | 0.000     | 0.794      | 0.000            | 0.810       | 0.500               | 0.871                  | 0.000      | 0.000      | 0.923            | 0.875       | 0.750               | 0.910                  | 0.000     | 0.000      | 0.000            | 0.000       | 0.000               | 0.000                  | 0.933         |

**PM Peak Hour**

| Time            | Southbound |            |                  |             |                     |                        | Westbound |            |                  |             |                     |                        | Northbound |            |                  |             |                     |                        | Eastbound |            |                  |             |                     |                        | VEHICLE TOTAL |
|-----------------|------------|------------|------------------|-------------|---------------------|------------------------|-----------|------------|------------------|-------------|---------------------|------------------------|------------|------------|------------------|-------------|---------------------|------------------------|-----------|------------|------------------|-------------|---------------------|------------------------|---------------|
|                 | U Turns    | Left Turns | Straight Through | Right Turns | Crosswalk Crossings | Vehicle Approach Total | U Turns   | Left Turns | Straight Through | Right Turns | Crosswalk Crossings | Vehicle Approach Total | U Turns    | Left Turns | Straight Through | Right Turns | Crosswalk Crossings | Vehicle Approach Total | U Turns   | Left Turns | Straight Through | Right Turns | Crosswalk Crossings | Vehicle Approach Total |               |
| 4:15 PM         | 0          | 20         | 67               | 0           | 0                   | 87                     | 0         | 42         | 0                | 13          | 0                   | 55                     | 0          | 0          | 70               | 28          | 2                   | 98                     | 0         | 0          | 0                | 0           | 0                   | 0                      | 240           |
| 4:30 PM         | 0          | 21         | 89               | 0           | 3                   | 110                    | 0         | 29         | 0                | 13          | 2                   | 42                     | 0          | 0          | 51               | 22          | 5                   | 73                     | 0         | 0          | 0                | 0           | 0                   | 0                      | 225           |
| 4:45 PM         | 0          | 17         | 81               | 0           | 0                   | 98                     | 0         | 25         | 0                | 8           | 0                   | 33                     | 0          | 0          | 64               | 36          | 6                   | 100                    | 0         | 0          | 0                | 0           | 0                   | 0                      | 231           |
| 5:00 PM         | 0          | 19         | 78               | 0           | 0                   | 97                     | 0         | 40         | 0                | 10          | 0                   | 50                     | 0          | 0          | 59               | 28          | 4                   | 87                     | 0         | 0          | 0                | 0           | 0                   | 0                      | 234           |
| Peak Hour Total | 0          | 77         | 315              | 0           | 3                   | 392                    | 0         | 136        | 0                | 44          | 2                   | 180                    | 0          | 0          | 244              | 114         | 17                  | 358                    | 0         | 0          | 0                | 0           | 0                   | 0                      | 930           |
| PHF             | 0.000      | 0.917      | 0.885            | 0.000       | 0.250               | 0.891                  | 0.000     | 0.810      | 0.000            | 0.846       | 0.250               | 0.818                  | 0.000      | 0.000      | 0.871            | 0.792       | 0.708               | 0.895                  | 0.000     | 0.000      | 0.000            | 0.000       | 0.000               | 0.000                  | 0.969         |

|                                |          |             |                               |
|--------------------------------|----------|-------------|-------------------------------|
| Total Vehicles On Leg          |          | 6640        |                               |
| Vehicles Entering Intersection |          | 3244        | Vehicles Exiting Intersection |
|                                |          |             | 3396                          |
| <b>Southbound</b>              |          |             |                               |
| Cars                           | 0        | 2518        | 607                           |
| Heavy                          | 0        | 91          | 27                            |
| <b>Total</b>                   | <b>0</b> | <b>2609</b> | <b>634</b>                    |

|                            |                                     |           |      |       |       |  |
|----------------------------|-------------------------------------|-----------|------|-------|-------|--|
| Total Vehicles on Leg<br>0 | Vehicles Entering Intersection<br>0 | Eastbound | Cars | Heavy | Total |  |
|                            |                                     |           | 0    | 0     | 0     |  |
|                            |                                     |           | 0    | 0     | 0     |  |
|                            |                                     |           | 0    | 0     | 0     |  |
|                            |                                     |           | 0    | 0     | 0     |  |

|      |       |       |           |  |                               |
|------|-------|-------|-----------|--|-------------------------------|
| Cars | Heavy | Total | Westbound | Vehicles Entering Intersection<br>2112 | Total Vehicles on Leg<br>3807 |
| 620  | 24    | 644   |           |  |                               |
| 0    | 0     | 0     |           |  |                               |
| 1436 | 32    | 1468  |           |  |                               |
| 0    | 0     | 0     |           |  |                               |

|                                |            |          |                               |             |             |
|--------------------------------|------------|----------|-------------------------------|-------------|-------------|
| Cars                           | 54         | 1        | 0                             | 2643        | 1031        |
| Heavy                          | 52         | 0        | 0                             | 108         | 30          |
| <b>Total</b>                   | <b>106</b> | <b>1</b> | <b>0</b>                      | <b>2751</b> | <b>1061</b> |
| <b>Northbound</b>              |            |          |                               |             |             |
| Vehicles Entering Intersection |            |          | Vehicles Exiting Intersection |             |             |
| 3813                           |            |          | 4078                          |             |             |
| Total Vehicles On Leg          |            |          | 7891                          |             |             |

Daily Volumes





# ANOKA COUNTY HIGHWAY

## PC - WARRANTS

### TRAFFIC SIGNAL WARRANT ANALYSIS

Study Name: TMC 2479

Study Date : 09/26/2024

## Signal Warrants - Summary

### Major Street Approaches

Northbound: CSAH 35

Number of Lanes : 1

Total Approach Volume: 3,813

Southbound: CSAH 35

Number of Lanes :2+

Total Approach Volume: 3,244

### Minor Street Approaches

Westbound: 69th Ave NE

Number of Lanes :1

Total Approach Volume: 1,468

### Warrant Summary (Urban Values Apply)

Warrant 1 - Eight Hour Vehicular Volumes.....Not Satisfied

Warrant 1A - Minimum Vehicular Volume.....Not Satisfied

Required volumes reached for 0 hours, 8 are needed

Warrant 1B - Interruption of Continuous Traffic.....Not Satisfied

Required volumes reached for 0 hours, 8 are needed

Warrant 1C - Combination of Warrants.....Not Satisfied

Required 1A volumes reached for 4 hours, 8 are needed

Required 1B volumes reached for 1 hours, 8 are needed

Warrant 2 - Four Hour Volumes.....Not Satisfied

Number of hours (0) volumes exceed minimum < minimum required (4).

Warrant 3 - Peak Hour.....Satisfied

Warrant 3A - Peak Hour Delay.....Satisfied

Number of one hour periods (15) volumes exceed minimum >= required (1). Delay data not evaluated.

Warrant 3B - Peak Hour Volumes.....Not Satisfied

Volumes do not exceed minimums for any one hour period.

Warrant 4 - Pedestrian Volumes.....Not Evaluated

Warrant 5 - School Crossing.....Not Evaluated

Warrant 6 - Coordinated Signal System.....Not Evaluated

Warrant 7 - Crash Experience.....Not Evaluated

Warrant 8 - Roadway Network.....Not Evaluated

Warrant 9 - Intersection Near a Grade Crossing.....Not Evaluated

# ANOKA COUNTY HIGHWAY

## PC - WARRANTS

### TRAFFIC SIGNAL WARRANT ANALYSIS

Study Name: TMC 2479

Study Date : 09/26/2024

## Warrant 1A - Minimum Volumes

#### Description

Intended for sites where the volume of intersecting traffic is the principal reason for consideration of a signal installation.

#### Summary

Only 0 one hour periods meet minimums.  
Warrant is NOT met.

#### Site Data Required

Rural Settings Apply = **False**  
 Number of Major Lanes = **2 or more**  
 Number of Minor Lanes = **1**

#### Volume Requirements

Veh/Hr Major = **600**

Veh/Hr Minor = **150**

| Time          | Major Road |   |          |   | Total | Minor EB | Minor Road |                | Met?               |
|---------------|------------|---|----------|---|-------|----------|------------|----------------|--------------------|
|               | Major NB   | + | Major SB | = |       |          | Minor WB   |                |                    |
|               |            |   |          |   |       |          |            | <b>CSAH 35</b> | <b>69th Ave NE</b> |
| 16:15 - 17:15 | 358        | + | 392      | = | 750   | 0        |            | 136            | No                 |
| 16:00 - 17:00 | 365        | + | 374      | = | 739   | 0        |            | 129            | No                 |
| 15:45 - 16:45 | 347        | + | 367      | = | 714   | 0        |            | 133            | No                 |
| 16:30 - 17:30 | 337        | + | 377      | = | 714   | 0        |            | 129            | No                 |
| 15:30 - 16:30 | 361        | + | 316      | = | 677   | 0        |            | 143            | No                 |
| 16:45 - 17:45 | 335        | + | 325      | = | 660   | 0        |            | 128            | No                 |
| 15:00 - 16:00 | 308        | + | 347      | = | 655   | 0        |            | 137            | No                 |
| 14:15 - 15:15 | 321        | + | 329      | = | 650   | 0        |            | 100            | No                 |
| 14:30 - 15:30 | 311        | + | 335      | = | 646   | 0        |            | 122            | No                 |
| 14:45 - 15:45 | 315        | + | 327      | = | 642   | 0        |            | 131            | No                 |
| 15:15 - 16:15 | 334        | + | 297      | = | 631   | 0        |            | 144            | No                 |
| 17:00 - 18:00 | 302        | + | 282      | = | 584   | 0        |            | 120            | No                 |
| 14:00 - 15:00 | 306        | + | 276      | = | 582   | 0        |            | 93             | No                 |
| 13:45 - 14:45 | 270        | + | 256      | = | 526   | 0        |            | 85             | No                 |
| 07:45 - 08:45 | 353        | + | 163      | = | 516   | 0        |            | 162            | No                 |
| 07:30 - 08:30 | 327        | + | 186      | = | 513   | 0        |            | 150            | No                 |
| 17:15 - 18:15 | 273        | + | 234      | = | 507   | 0        |            | 97             | No                 |
| 07:15 - 08:15 | 309        | + | 191      | = | 500   | 0        |            | 132            | No                 |
| 08:00 - 09:00 | 345        | + | 154      | = | 499   | 0        |            | 160            | No                 |
| 13:30 - 14:30 | 247        | + | 237      | = | 484   | 0        |            | 75             | No                 |
| 08:15 - 09:15 | 315        | + | 152      | = | 467   | 0        |            | 154            | No                 |
| 17:30 - 18:30 | 258        | + | 194      | = | 452   | 0        |            | 78             | No                 |
| 13:15 - 14:15 | 227        | + | 220      | = | 447   | 0        |            | 73             | No                 |
| 08:30 - 09:30 | 291        | + | 153      | = | 444   | 0        |            | 121            | No                 |
| 07:00 - 08:00 | 255        |   | 186      |   | 441   | 0        |            | 121            | No                 |

# ANOKA COUNTY HIGHWAY

## PC - WARRANTS

### TRAFFIC SIGNAL WARRANT ANALYSIS

Study Name: TMC 2479

Study Date : 09/26/2024

## Warrant 1B - Interruption of Continuous Traffic

#### Description

Intended for sites where the volume of the major street is so heavy that traffic on the minor street suffers excessive delay or hazard.

#### Summary

Only 0 one hour periods meet minimums.  
Warrant is NOT met.

#### Site Data Required

Rural Settings Apply = **False**  
 Number of Major Lanes = **2 or more**  
 Number of Minor Lanes = **1**

#### Volume Requirements

Veh/Hr Major = **900**

Veh/Hr Minor = **75**

| Time          | Major Road     |   |          |   | Total | Minor Road         |          | Met? |
|---------------|----------------|---|----------|---|-------|--------------------|----------|------|
|               | Major NB       | + | Major SB | = |       | Minor EB           | Minor WB |      |
|               | <b>CSAH 35</b> |   |          |   |       | <b>69th Ave NE</b> |          |      |
| 16:15 - 17:15 | 358            | + | 392      | = | 750   | 0                  | 136      | No   |
| 16:00 - 17:00 | 365            | + | 374      | = | 739   | 0                  | 129      | No   |
| 15:45 - 16:45 | 347            | + | 367      | = | 714   | 0                  | 133      | No   |
| 16:30 - 17:30 | 337            | + | 377      | = | 714   | 0                  | 129      | No   |
| 15:30 - 16:30 | 361            | + | 316      | = | 677   | 0                  | 143      | No   |
| 16:45 - 17:45 | 335            | + | 325      | = | 660   | 0                  | 128      | No   |
| 15:00 - 16:00 | 308            | + | 347      | = | 655   | 0                  | 137      | No   |
| 14:15 - 15:15 | 321            | + | 329      | = | 650   | 0                  | 100      | No   |
| 14:30 - 15:30 | 311            | + | 335      | = | 646   | 0                  | 122      | No   |
| 14:45 - 15:45 | 315            | + | 327      | = | 642   | 0                  | 131      | No   |
| 15:15 - 16:15 | 334            | + | 297      | = | 631   | 0                  | 144      | No   |
| 17:00 - 18:00 | 302            | + | 282      | = | 584   | 0                  | 120      | No   |
| 14:00 - 15:00 | 306            | + | 276      | = | 582   | 0                  | 93       | No   |
| 13:45 - 14:45 | 270            | + | 256      | = | 526   | 0                  | 85       | No   |
| 07:45 - 08:45 | 353            | + | 163      | = | 516   | 0                  | 162      | No   |
| 07:30 - 08:30 | 327            | + | 186      | = | 513   | 0                  | 150      | No   |
| 17:15 - 18:15 | 273            | + | 234      | = | 507   | 0                  | 97       | No   |
| 07:15 - 08:15 | 309            | + | 191      | = | 500   | 0                  | 132      | No   |
| 08:00 - 09:00 | 345            | + | 154      | = | 499   | 0                  | 160      | No   |
| 13:30 - 14:30 | 247            | + | 237      | = | 484   | 0                  | 75       | No   |
| 08:15 - 09:15 | 315            | + | 152      | = | 467   | 0                  | 154      | No   |
| 17:30 - 18:30 | 258            | + | 194      | = | 452   | 0                  | 78       | No   |
| 13:15 - 14:15 | 227            | + | 220      | = | 447   | 0                  | 73       | No   |
| 08:30 - 09:30 | 291            | + | 153      | = | 444   | 0                  | 121      | No   |
| 07:00 - 08:00 | 255            |   | 186      |   | 441   | 0                  | 121      | No   |

# ANOKA COUNTY HIGHWAY

## PC - WARRANTS

### TRAFFIC SIGNAL WARRANT ANALYSIS

Study Name: TMC 2479

Study Date : 09/26/2024

## Warrant 1C Combination of Warrants

#### Description

Intended for sites where the traffic volumes don't meet individual warrants but where Warrants 1A and 1B are both met to 80% of their stated values.

#### Summary

Only 4 hours meet 1A minimums.  
Only 1 hours meet 1B minimums.  
Warrant is NOT met.

#### Site Data Required

Rural Settings Apply = **False**  
Number of Major Lanes = **2 or more**  
Number of Minor Lanes = **1**

#### Volume Requirements

Warrant 1A 1B  
Veh/Hr Major = **480 720**  
  
Veh/Hr Minor = **120 60**

#### Major Road CSAH 35

#### Minor Road 69th Ave NE

| Time          | Major NB | + | Major SB | = | Total | Minor EB | Minor WB | Met1A? |
|---------------|----------|---|----------|---|-------|----------|----------|--------|
| 16:30 - 17:30 | 337      | + | 377      | = | 714   | 0        | 129      | Yes    |
| 15:30 - 16:30 | 361      | + | 316      | = | 677   | 0        | 143      | Yes    |
| 14:30 - 15:30 | 311      | + | 335      | = | 646   | 0        | 122      | Yes    |
| 07:15 - 08:15 | 309      | + | 191      | = | 500   | 0        | 132      | Yes    |
| 14:15 - 15:15 | 321      | + | 329      | = | 650   | 0        | 100      | No     |
| 14:00 - 15:00 | 306      | + | 276      | = | 582   | 0        | 93       | No     |
| 13:45 - 14:45 | 270      | + | 256      | = | 526   | 0        | 85       | No     |
| 13:30 - 14:30 | 247      | + | 237      | = | 484   | 0        | 75       | No     |
| 08:15 - 09:15 | 315      | + | 152      | = | 467   | 0        | 154      | No     |
| 17:30 - 18:30 | 258      | + | 194      | = | 452   | 0        | 78       | No     |
| 13:15 - 14:15 | 227      | + | 220      | = | 447   | 0        | 73       | No     |
| 08:30 - 09:30 | 291      | + | 153      | = | 444   | 0        | 121      | No     |

| Time          | Major NB | + | Major SB | = | Total | Minor EB | Minor WB | Met1B? |
|---------------|----------|---|----------|---|-------|----------|----------|--------|
| 16:00 - 17:00 | 365      | + | 374      | = | 739   | 0        | 129      | Yes    |
| 15:45 - 16:45 | 347      | + | 367      | = | 714   | 0        | 133      | No     |
| 15:30 - 16:30 | 361      | + | 316      | = | 677   | 0        | 143      | No     |
| 15:00 - 16:00 | 308      | + | 347      | = | 655   | 0        | 137      | No     |
| 14:15 - 15:15 | 321      | + | 329      | = | 650   | 0        | 100      | No     |
| 14:30 - 15:30 | 311      | + | 335      | = | 646   | 0        | 122      | No     |
| 14:45 - 15:45 | 315      | + | 327      | = | 642   | 0        | 131      | No     |
| 15:15 - 16:15 | 334      | + | 297      | = | 631   | 0        | 144      | No     |
| 17:00 - 18:00 | 302      | + | 282      | = | 584   | 0        | 120      | No     |
| 14:00 - 15:00 | 306      | + | 276      | = | 582   | 0        | 93       | No     |
| 13:45 - 14:45 | 270      | + | 256      | = | 526   | 0        | 85       | No     |
| 07:45 - 08:45 | 353      | + | 163      | = | 516   | 0        | 162      | No     |

# ANOKA COUNTY HIGHWAY

## PC - WARRANTS

### TRAFFIC SIGNAL WARRANT ANALYSIS

Study Name: TMC 2479

Study Date : 09/26/2024

## Warrant 2 - Four Hour Volumes

#### Description

Intended for sites where the volume of intersecting traffic during any four hours of the day is the principal reason for consideration of a signal installation.

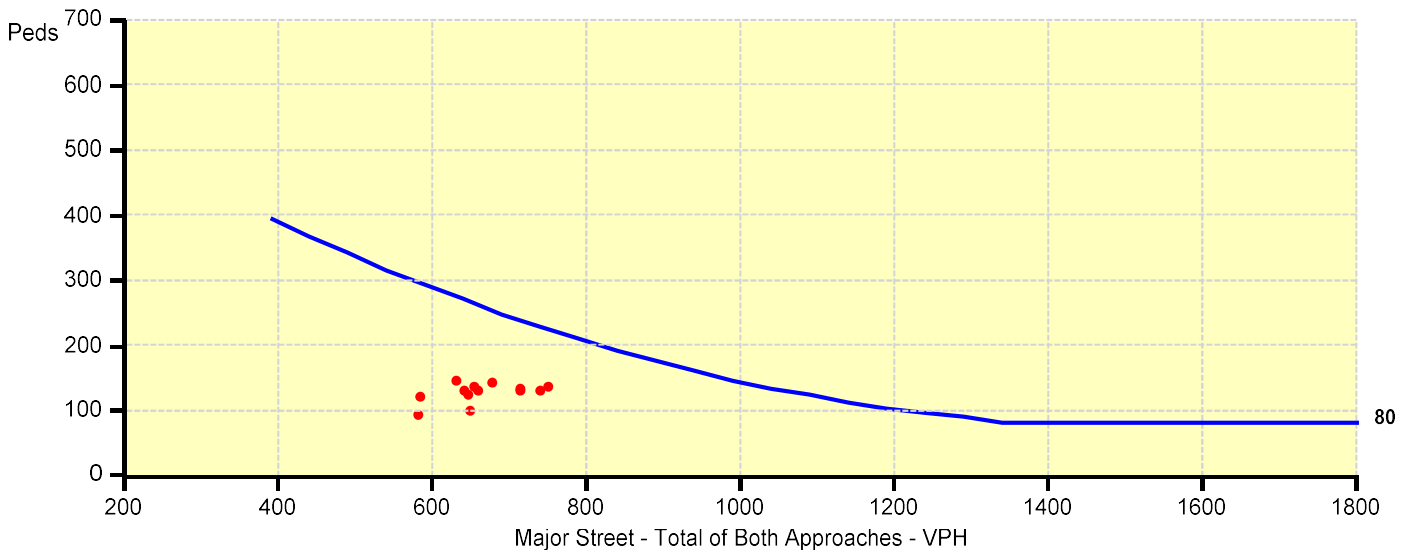
#### Summary

Only 0 one hour periods meet minimums.  
Warrant is NOT met.

#### Site Data Required

Rural Settings Apply = **False**  
 Number of Major Lanes = **2 or more**  
 Number of Minor Lanes = **1**

| Time          | Major Road<br>CSAH 35 |   |          |   | Total | Minor Road<br>69th Ave NE |          | Met? |
|---------------|-----------------------|---|----------|---|-------|---------------------------|----------|------|
|               | Major NB              | + | Major SB | = |       | Minor EB                  | Minor WB |      |
| 16:15 - 17:15 | 358                   | + | 392      | = | 750   | 0                         | 136      | No   |
| 16:00 - 17:00 | 365                   | + | 374      | = | 739   | 0                         | 129      | No   |
| 15:45 - 16:45 | 347                   | + | 367      | = | 714   | 0                         | 133      | No   |
| 16:30 - 17:30 | 337                   | + | 377      | = | 714   | 0                         | 129      | No   |
| 15:30 - 16:30 | 361                   | + | 316      | = | 677   | 0                         | 143      | No   |
| 16:45 - 17:45 | 335                   | + | 325      | = | 660   | 0                         | 128      | No   |
| 15:00 - 16:00 | 308                   | + | 347      | = | 655   | 0                         | 137      | No   |
| 14:15 - 15:15 | 321                   | + | 329      | = | 650   | 0                         | 100      | No   |
| 14:30 - 15:30 | 311                   | + | 335      | = | 646   | 0                         | 122      | No   |
| 14:45 - 15:45 | 315                   | + | 327      | = | 642   | 0                         | 131      | No   |
| 15:15 - 16:15 | 334                   | + | 297      | = | 631   | 0                         | 144      | No   |
| 17:00 - 18:00 | 302                   |   | 282      |   | 584   | 0                         | 120      | No   |



# ANOKA COUNTY HIGHWAY

## PC - WARRANTS

### TRAFFIC SIGNAL WARRANT ANALYSIS

Study Name: TMC 2479

Study Date : 09/26/2024

## Warrant 3B - Peak Hour Volumes

### Description

Intended for sites where the volume of intersecting traffic during one hour of the day is the principal reason for consideration of a signal installation.

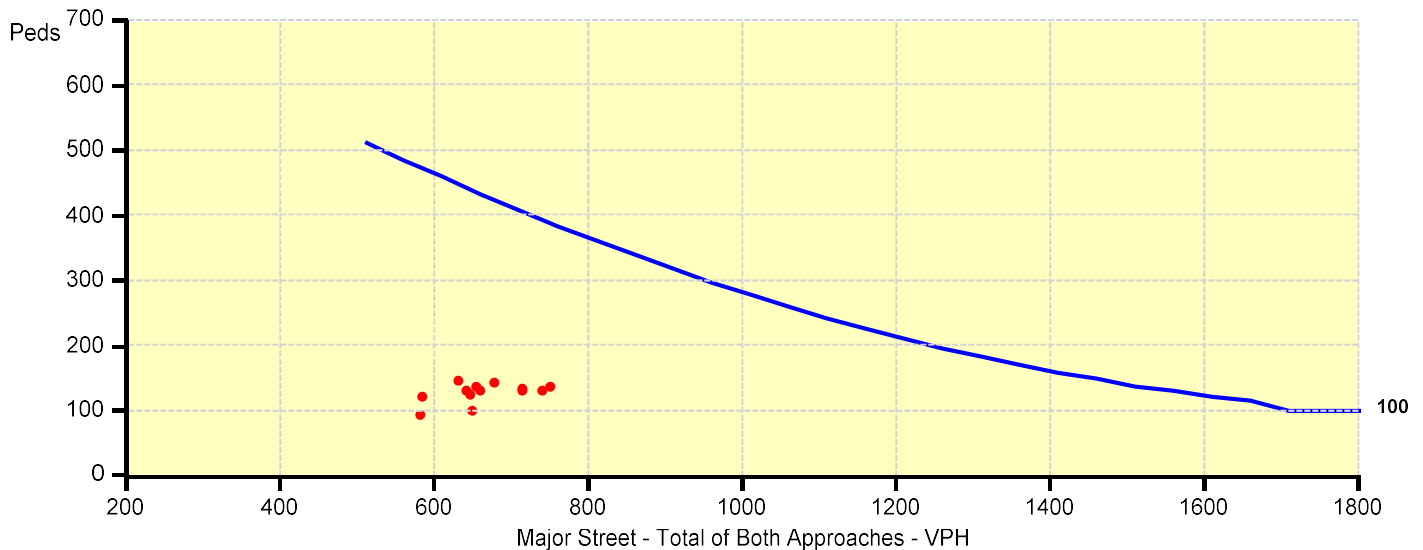
### Summary

Only 0 one hour periods meet minimums.  
Warrant is NOT met.

### Site Data Required

Rural Settings Apply = **False**  
 Number of Major Lanes = **2 or more**  
 Number of Minor Lanes = **1**

| Time          | Major Road<br>CSAH 35 |   |          |   | Total | Minor Road<br>69th Ave NE |          | Met? |
|---------------|-----------------------|---|----------|---|-------|---------------------------|----------|------|
|               | Major NB              | + | Major SB | = |       | Minor EB                  | Minor WB |      |
| 16:15 - 17:15 | 358                   | + | 392      | = | 750   | 0                         | 136      | No   |
| 16:00 - 17:00 | 365                   | + | 374      | = | 739   | 0                         | 129      | No   |
| 15:45 - 16:45 | 347                   | + | 367      | = | 714   | 0                         | 133      | No   |
| 16:30 - 17:30 | 337                   | + | 377      | = | 714   | 0                         | 129      | No   |
| 15:30 - 16:30 | 361                   | + | 316      | = | 677   | 0                         | 143      | No   |
| 16:45 - 17:45 | 335                   | + | 325      | = | 660   | 0                         | 128      | No   |
| 15:00 - 16:00 | 308                   | + | 347      | = | 655   | 0                         | 137      | No   |
| 14:15 - 15:15 | 321                   | + | 329      | = | 650   | 0                         | 100      | No   |
| 14:30 - 15:30 | 311                   | + | 335      | = | 646   | 0                         | 122      | No   |
| 14:45 - 15:45 | 315                   | + | 327      | = | 642   | 0                         | 131      | No   |
| 15:15 - 16:15 | 334                   | + | 297      | = | 631   | 0                         | 144      | No   |
| 17:00 - 18:00 | 302                   |   | 282      |   | 584   | 0                         | 120      | No   |



# ANOKA COUNTY HIGHWAY

## PC - WARRANTS

### TRAFFIC SIGNAL WARRANT ANALYSIS

Study Name: TMC 2479

Study Date : 09/26/2024

## Multiway Stop Warrants - Summary

### Major Street Approaches

**Northbound: CSAH 35**  
 Number of Lanes : 1  
 Total Approach Volume: 3,813

**Southbound: CSAH 35**  
 Number of Lanes :2+  
 Total Approach Volume: 3,244

### Minor Street Approaches

**Eastbound:**  
 Number of Lanes :2+  
 Total Approach Volume: 0

**Westbound: 69th Ave NE**  
 Number of Lanes :1  
 Total Approach Volume: 1,468

### Warrant Summary (Urban Values Apply)

|   |                      |
|---|----------------------|
| <b>Criteria A - Interim Measure</b> .....   | <b>Not Evaluated</b> |
| If traffic signals are justified, stop signs can be installed as an interim measure.                                  |                      |
| <b>Criteria B - Crash Experience</b> .....  | <b>Not Satisfied</b> |
| Number of crashes (-1) is less than minimum required (5).   |                      |
| <b>Criteria C - Minimum Volumes and Delays</b> .....  | <b>Not Satisfied</b> |
| Average of 8 highest hours is less than volume criteria.  |                      |
| <b>Criteria D - 80% of Volumes, Delays, and Crashes</b> .....   | <b>Not Satisfied</b> |
| Number of crashes (-1) is less than minimum required (4).<br>Average of 8 highest hours is less than volume criteria. |                      |

### Criteria C Volume Summary

| Time          | Major Total | Major Avg | Minor Total | Minor Avg | Major Crit | Minor Crit | Meets? |
|---------------|-------------|-----------|-------------|-----------|------------|------------|--------|
| 16:15 - 17:15 | 750         | 532.1     | 148         | 115.5     | 300        | 200        | No     |
| 15:00 - 16:00 | 655         |           | 142         |           |            |            |        |
| 07:45 - 08:45 | 516         |           | 170         |           |            |            |        |
| 14:00 - 15:00 | 582         |           | 100         |           |            |            |        |
| 17:15 - 18:15 | 507         |           | 103         |           |            |            |        |
| 08:45 - 09:45 | 420         |           | 91          |           |            |            |        |
| 11:30 - 12:30 | 421         |           | 78          |           |            |            |        |
| 10:15 - 11:15 | 406         |           | 92          |           |            |            |        |
| 12:45 - 13:45 | 408         |           | 74          |           |            |            |        |
| 06:45 - 07:45 | 376         |           | 101         |           |            |            |        |
| 18:15 - 19:15 | 371         |           | 66          |           |            |            |        |
| 19:15 - 20:15 | 245         |           | 62          |           |            |            |        |

### Criteria D Volume Summary

| Time          | Major Total | Major Avg | Minor Total | Minor Avg | Major Crit | Minor Crit | Meets? |
|---------------|-------------|-----------|-------------|-----------|------------|------------|--------|
| 16:15 - 17:15 | 750         | 532.1     | 148         | 115.5     | 240        | 160        | No     |
| 15:00 - 16:00 | 655         |           | 142         |           |            |            |        |
| 07:45 - 08:45 | 516         |           | 170         |           |            |            |        |
| 14:00 - 15:00 | 582         |           | 100         |           |            |            |        |
| 17:15 - 18:15 | 507         |           | 103         |           |            |            |        |
| 08:45 - 09:45 | 420         |           | 91          |           |            |            |        |
| 11:30 - 12:30 | 421         |           | 78          |           |            |            |        |
| 10:15 - 11:15 | 406         |           | 92          |           |            |            |        |
| 12:45 - 13:45 | 408         |           | 74          |           |            |            |        |
| 06:45 - 07:45 | 376         |           | 101         |           |            |            |        |
| 18:15 - 19:15 | 371         |           | 66          |           |            |            |        |
| 19:15 - 20:15 | 245         |           | 62          |           |            |            |        |