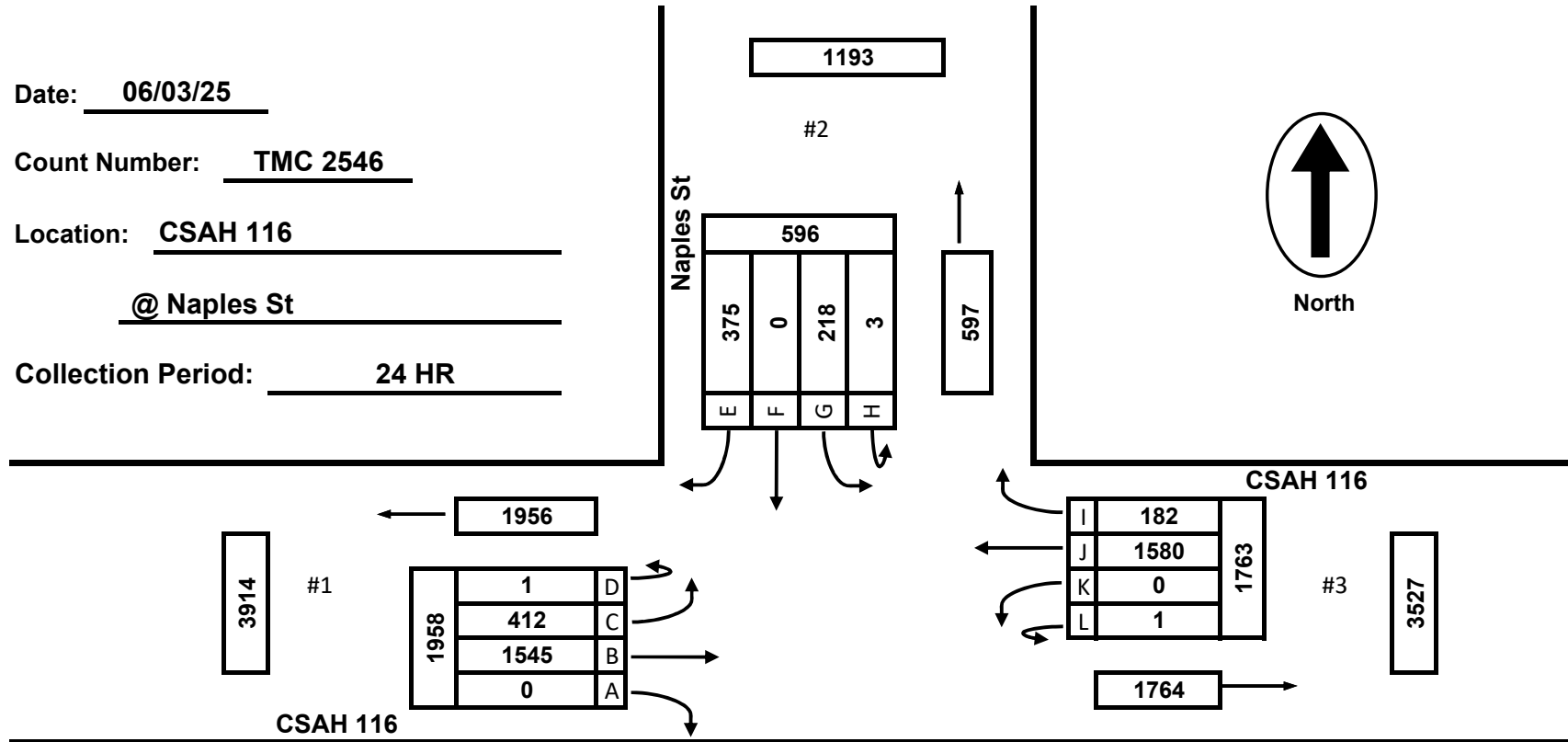


Date: 06/03/25

Count Number: TMC 2546

Location: CSAH 116
@ Naples St

Collection Period: 24 HR



EXISTING LANES OF APPROACH				
	RIGHT TURN LANE	LEFT TURN LANE	THRU LANES	TOTAL
#1	0	0	1	1
#2	0	0	1	1
#3	0	0	1	1
#4	0	0	0	0

Anoka County
 Highway Department
 Traffic Volume and Turning
 Movement Study

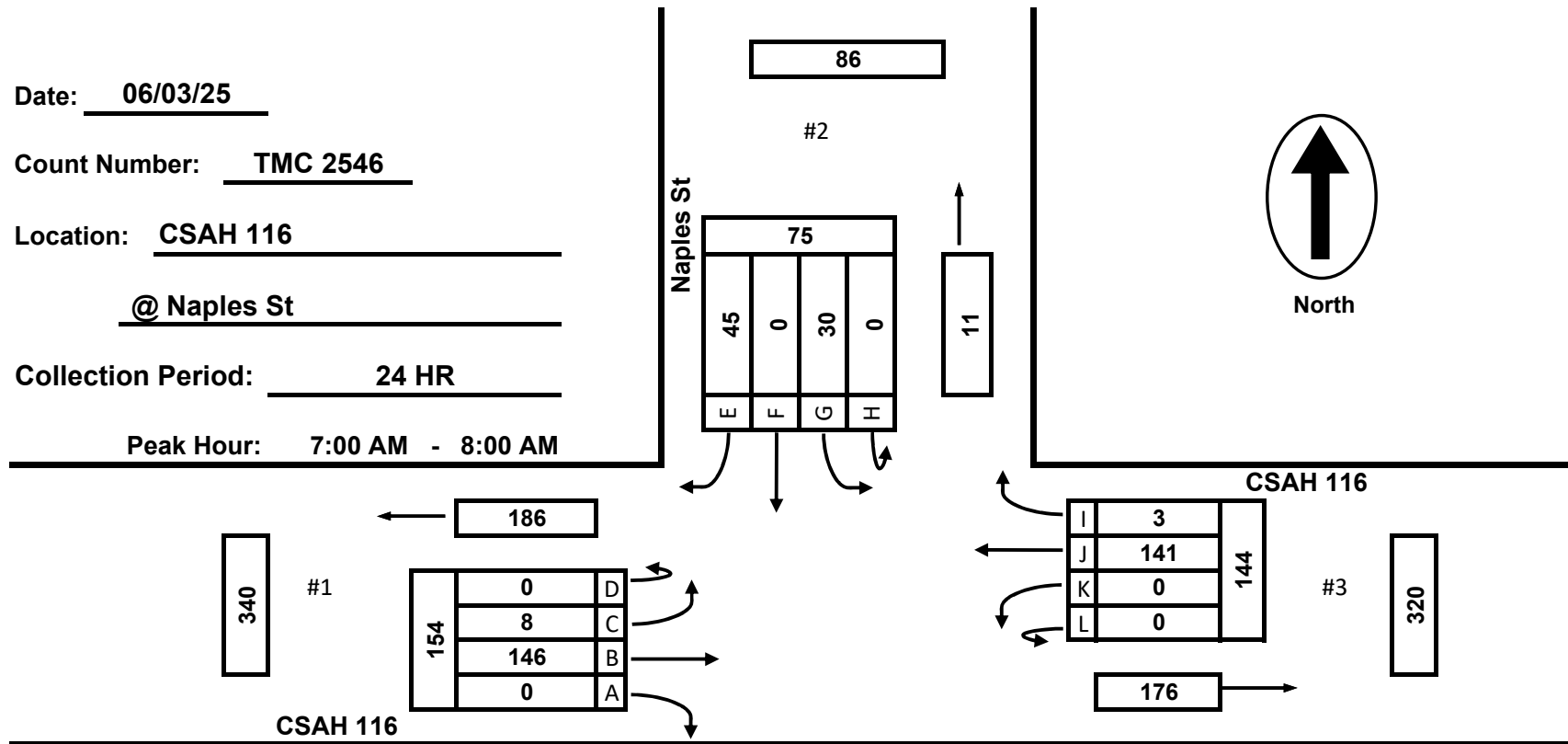
Date: 06/03/25

Count Number: TMC 2546

Location: CSAH 116
@ Naples St

Collection Period: 24 HR

Peak Hour: 7:00 AM - 8:00 AM



EXISTING LANES OF APPROACH				
	RIGHT TURN LANE	LEFT TURN LANE	THRU LANES	TOTAL
#1	0	0	1	1
#2	0	0	1	1
#3	0	0	1	1
#4	0	0	0	0

Anoka County
 Highway Department
 Traffic Volume and Turning
 Movement Study

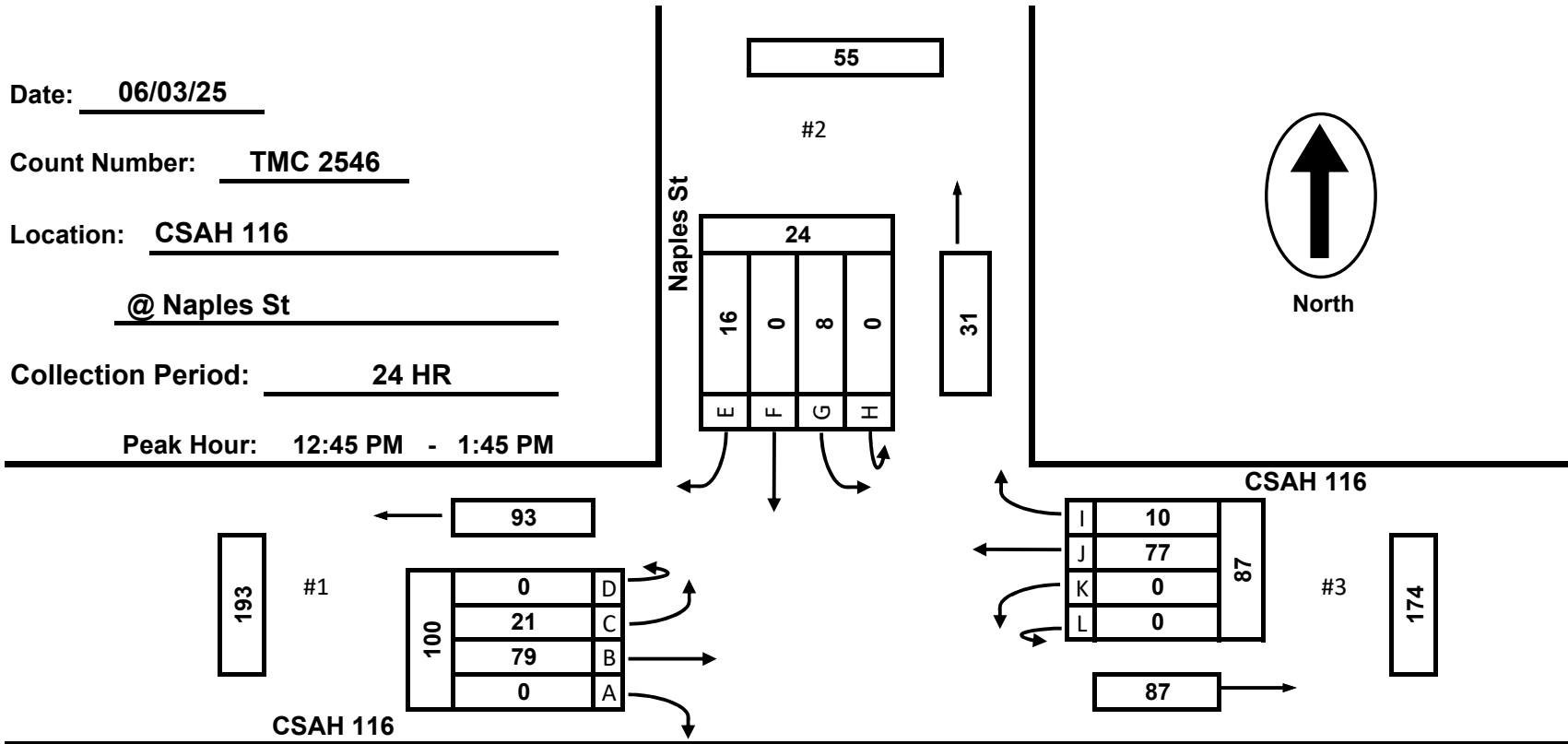

Date: 06/03/25

Count Number: TMC 2546

Location: CSAH 116
@ Naples St

Collection Period: 24 HR

Peak Hour: 12:45 PM - 1:45 PM



EXISTING LANES OF APPROACH				
	RIGHT TURN LANE	LEFT TURN LANE	THRU LANES	TOTAL
#1	0	0	1	1
#2	0	0	1	1
#3	0	0	1	1
#4	0	0	0	0

Anoka County
 Highway Department
 Traffic Volume and Turning
 Movement Study

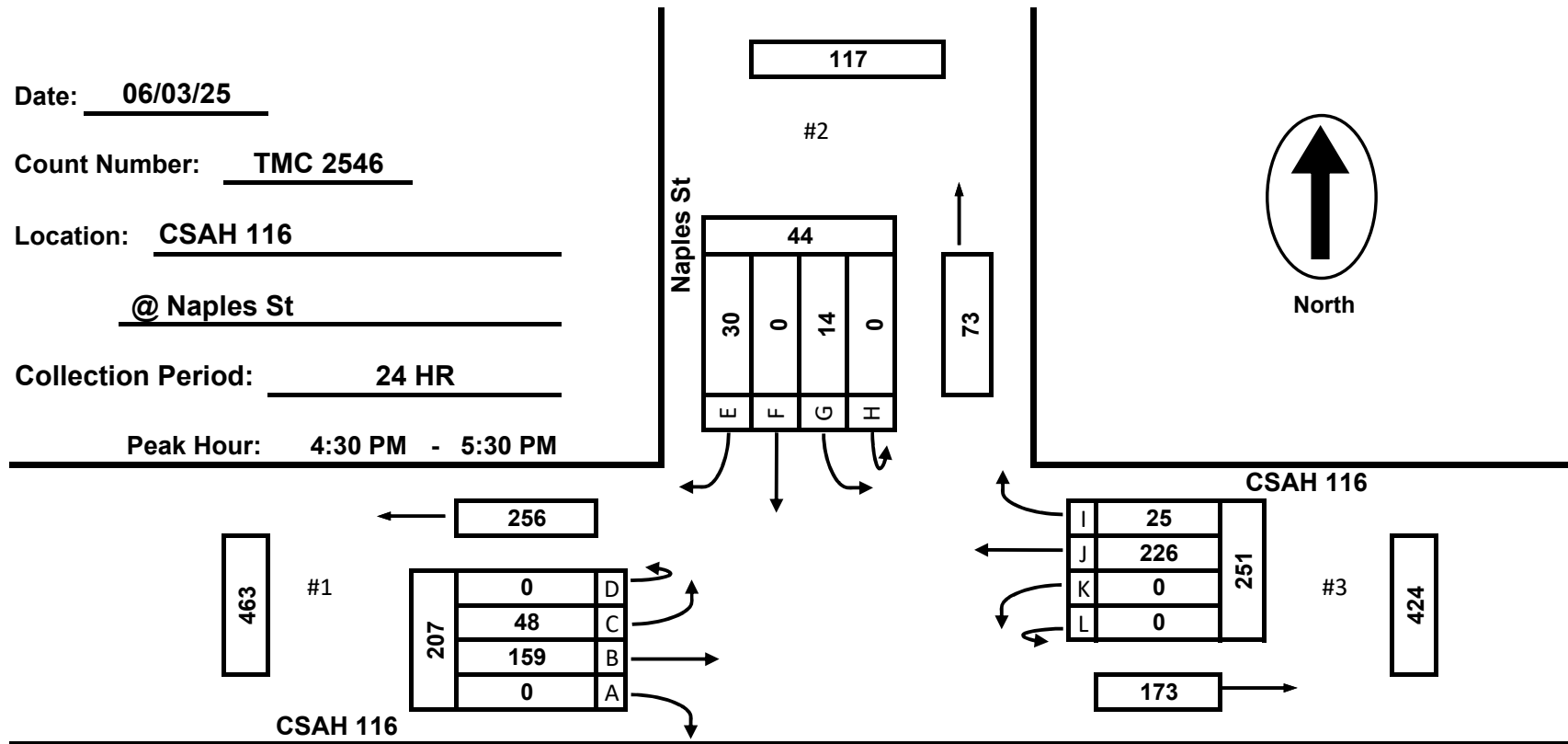

Date: 06/03/25

Count Number: TMC 2546

Location: CSAH 116
@ Naples St

Collection Period: 24 HR

Peak Hour: 4:30 PM - 5:30 PM



EXISTING LANES OF APPROACH				
	RIGHT TURN LANE	LEFT TURN LANE	THRU LANES	TOTAL
#1	0	0	1	1
#2	0	0	1	1
#3	0	0	1	1
#4	0	0	0	0

Anoka County
 Highway Department
 Traffic Volume and Turning
 Movement Study

TMC 2546 - CSAH 116 @ Naples St
Ham Lake MN
Tuesday, June 3, 2025

Time	Southbound Naples St						Westbound CSAH 116						Northbound 0						Eastbound CSAH 116						VEHICLE TOTAL						
	U Turns	Left Turns	Straight Through	Right Turns	Crosswalk Crossings	Vehicle Approach Total	U Turns	Left Turns	Straight Through	Right Turns	Crosswalk Crossings	Vehicle Approach Total	U Turns	Left Turns	Straight Through	Right Turns	Crosswalk Crossings	Vehicle Approach Total	U Turns	Left Turns	Straight Through	Right Turns	Crosswalk Crossings	Vehicle Approach Total							
12:00 AM	0	0	0	0	0	0	0	0	0	0	0	0	0	0	0	0	0	0	0	0	1	0	0	1	0	0	0	0	0	0	1
12:15 AM	0	0	0	0	0	0	0	0	1	0	0	1	0	0	0	0	0	0	0	0	2	0	0	2	0	0	0	0	0	0	3
12:30 AM	0	0	0	0	0	0	0	0	0	0	0	0	0	0	0	0	0	0	0	0	0	0	0	0	0	0	0	0	0	0	0
12:45 AM	0	0	0	0	0	0	0	0	0	0	0	0	0	0	0	0	0	0	0	0	1	0	0	1	0	0	0	0	0	0	1
Hourly Total	0	0	0	0	0	0	0	0	1	0	0	1	0	0	0	0	0	0	0	0	4	0	0	4	0	0	0	0	0	0	5
1:00 AM	0	0	0	0	0	0	0	0	1	0	0	1	0	0	0	0	0	0	0	0	0	0	0	0	0	0	0	0	0	0	1
1:15 AM	0	1	0	0	0	1	0	0	0	0	0	0	0	0	0	0	0	0	0	1	1	0	0	2	0	0	0	0	0	0	3
1:30 AM	0	0	0	0	0	0	0	0	0	0	0	0	0	0	0	0	0	0	0	0	1	0	0	1	0	0	0	0	0	0	1
1:45 AM	0	0	0	0	0	0	0	0	0	0	0	0	0	0	0	0	0	0	0	0	0	0	0	0	0	0	0	0	0	0	0
Hourly Total	0	1	0	0	0	1	0	0	1	0	0	1	0	0	0	0	0	0	0	1	2	0	0	3	0	0	0	0	0	0	5
2:00 AM	0	0	0	0	0	0	0	0	0	0	0	0	0	0	0	0	0	0	0	0	0	0	0	0	0	0	0	0	0	0	0
2:15 AM	0	0	0	0	0	0	0	0	0	0	0	0	0	0	0	0	0	0	0	0	0	0	0	0	0	0	0	0	0	0	0
2:30 AM	0	0	0	0	0	0	0	0	0	0	0	0	0	0	0	0	0	0	0	0	2	0	0	2	0	0	0	0	0	0	2
2:45 AM	0	0	0	0	0	0	0	0	0	1	0	1	0	0	0	0	0	0	0	0	1	0	0	1	0	0	0	0	0	0	2
Hourly Total	0	0	0	0	0	0	0	0	0	1	0	1	0	0	0	0	0	0	0	0	3	0	0	3	0	0	0	0	0	0	4
3:00 AM	0	0	0	0	0	0	0	0	0	0	0	0	0	0	0	0	0	0	0	0	2	0	0	2	0	0	0	0	0	0	2
3:15 AM	0	0	0	0	0	0	0	0	2	0	0	2	0	0	0	0	0	0	0	0	0	0	0	0	0	0	0	0	0	0	2
3:30 AM	0	0	0	0	0	0	0	0	0	0	0	0	0	0	0	0	0	0	0	0	0	0	0	0	0	0	0	0	0	0	0
3:45 AM	0	0	0	0	0	0	0	0	0	0	0	0	0	0	0	0	0	0	0	0	0	0	0	0	0	0	0	0	0	0	0
Hourly Total	0	0	0	0	0	0	0	0	2	0	0	2	0	0	0	0	0	0	0	0	2	0	0	2	0	0	0	0	0	0	4
4:00 AM	0	0	0	2	0	2	0	0	0	0	0	0	0	0	0	0	0	0	0	0	1	0	0	1	0	0	0	0	0	0	3
4:15 AM	0	2	0	1	0	3	0	0	1	0	0	1	0	0	0	0	0	0	0	0	1	0	0	1	0	0	0	0	0	0	5
4:30 AM	0	0	0	3	0	3	0	0	0	0	0	0	0	0	0	0	0	0	0	0	3	0	0	3	0	0	0	0	0	0	6
4:45 AM	0	1	0	1	0	2	0	0	1	0	0	1	0	0	0	0	0	0	0	0	1	0	0	1	0	0	0	0	0	0	4
Hourly Total	0	3	0	7	0	10	0	0	2	0	0	2	0	0	0	0	0	0	0	0	6	0	0	6	0	0	0	0	0	0	18
5:00 AM	0	2	0	1	0	3	0	0	1	0	0	1	0	0	0	0	0	0	0	0	1	0	0	1	0	0	0	0	0	0	5
5:15 AM	0	2	0	0	0	2	0	0	5	0	0	5	0	0	0	0	0	0	0	0	1	0	0	1	0	0	0	0	0	0	8
5:30 AM	0	0	0	4	0	4	0	0	12	0	0	12	0	0	0	0	0	0	0	1	8	0	0	9	0	0	0	0	0	0	25
5:45 AM	0	7	0	1	0	8	0	0	13	0	0	13	0	0	0	0	0	0	0	1	13	0	0	14	0	0	0	0	0	0	35
Hourly Total	0	11	0	6	0	17	0	0	31	0	0	31	0	0	0	0	0	0	0	2	23	0	0	25	0	0	0	0	0	0	73
6:00 AM	0	5	0	4	0	9	0	0	12	1	0	13	0	0	0	0	0	0	0	3	9	0	0	12	0	0	0	0	0	0	34
6:15 AM	0	6	0	6	0	12	1	0	16	0	0	17	0	0	0	0	0	0	0	2	15	0	0	17	0	0	0	0	0	0	46
6:30 AM	0	14	0	10	0	24	0	0	19	2	0	21	0	0	0	0	0	0	0	4	25	0	0	29	0	0	0	0	0	0	74
6:45 AM	0	5	0	8	0	13	0	0	23	1	0	24	0	0	0	0	0	0	0	2	15	0	0	17	0	0	0	0	0	0	54
Hourly Total	0	30	0	28	0	58	1	0	70	4	0	75	0	0	0	0	0	0	0	11	64	0	0	75	0	0	0	0	0	0	208
7:00 AM	0	9	0	15	0	24	0	0	30	0	0	30	0	0	0	0	0	0	0	1	36	0	0	37	0	0	0	0	0	0	91
7:15 AM	0	11	0	13	0	24	0	0	37	0	0	37	0	0	0	0	0	0	0	0	31	0	0	31	0	0	0	0	0	0	92
7:30 AM	0	5	0	8	0	13	0	0	28	2	0	30	0	0	0	0	0	0	0	4	47	0	0	51	0	0	0	0	0	0	94
7:45 AM	0	5	0	9	0	14	0	0	46	1	0	47	0	0	0	0	0	0	0	3	32	0	0	35	0	0	0	0	0	0	96
Hourly Total	0	30	0	45	0	75	0	0	141	3	0	144	0	0	0	0	0	0	0	8	146	0	0	154	0	0	0	0	0	0	373

TMC 2546 - CSAH 116 @ Naples St
Ham Lake MN
Tuesday, June 3, 2025

Time	Southbound Naples St						Westbound CSAH 116						Northbound 0						Eastbound CSAH 116						VEHICLE TOTAL
	U Turns	Left Turns	Straight Through	Right Turns	Crosswalk Crossings	Vehicle Approach Total	U Turns	Left Turns	Straight Through	Right Turns	Crosswalk Crossings	Vehicle Approach Total	U Turns	Left Turns	Straight Through	Right Turns	Crosswalk Crossings	Vehicle Approach Total	U Turns	Left Turns	Straight Through	Right Turns	Crosswalk Crossings	Vehicle Approach Total	
8:00 AM	0	7	0	6	0	13	0	0	33	2	0	35	0	0	0	0	0	0	0	4	34	0	0	38	
8:15 AM	0	3	0	9	0	12	0	0	24	1	0	25	0	0	0	0	0	0	0	4	26	0	0	30	
8:30 AM	0	6	0	6	0	12	0	0	16	1	0	17	0	0	0	0	0	0	0	6	39	0	0	45	
8:45 AM	0	3	0	10	0	13	0	0	23	3	0	26	0	0	0	0	0	0	0	3	14	0	0	17	
Hourly Total	0	19	0	31	0	50	0	0	96	7	0	103	0	0	0	0	0	0	0	17	113	0	0	130	283
9:00 AM	0	3	0	7	0	10	0	0	21	2	0	23	0	0	0	0	0	0	0	6	21	0	0	27	
9:15 AM	0	3	0	11	0	14	0	0	25	2	0	27	0	0	0	0	0	0	0	3	15	0	0	18	
9:30 AM	0	6	0	8	0	14	0	0	26	2	0	28	0	0	0	0	0	0	0	2	17	0	0	19	
9:45 AM	0	1	0	5	0	6	0	0	15	1	0	16	0	0	0	0	0	0	0	3	18	0	0	21	
Hourly Total	0	13	0	31	0	44	0	0	87	7	0	94	0	0	0	0	0	0	0	14	71	0	0	85	223
10:00 AM	0	3	0	3	0	6	0	0	11	0	0	11	0	0	0	0	0	0	0	1	9	0	0	10	
10:15 AM	0	2	0	4	0	6	0	0	17	2	0	19	0	0	0	0	0	0	0	1	29	0	0	30	
10:30 AM	0	6	0	6	0	12	0	0	14	4	0	18	0	0	0	0	0	0	0	6	15	0	0	21	
10:45 AM	0	1	0	1	0	2	0	0	20	3	0	23	0	0	0	0	0	0	0	1	19	0	0	20	
Hourly Total	0	12	0	14	0	26	0	0	62	9	0	71	0	0	0	0	0	0	0	9	72	0	0	81	178
11:00 AM	1	2	0	1	0	4	0	0	16	0	0	16	0	0	0	0	0	0	0	8	20	0	0	28	
11:15 AM	0	4	0	2	0	6	0	0	13	1	0	14	0	0	0	0	0	0	0	4	19	0	0	23	
11:30 AM	0	4	0	3	0	7	0	0	17	1	0	18	0	0	0	0	0	0	0	2	22	0	0	24	
11:45 AM	0	2	0	6	0	8	0	0	21	1	0	22	0	0	0	0	0	0	0	4	18	0	0	22	
Hourly Total	1	12	0	12	0	25	0	0	67	3	0	70	0	0	0	0	0	0	0	18	79	0	0	97	192
12:00 PM	0	0	0	3	0	3	0	0	10	1	0	11	0	0	0	0	0	0	0	1	13	0	0	14	
12:15 PM	0	0	0	6	0	6	0	0	13	1	0	14	0	0	0	0	0	0	0	11	17	0	0	28	
12:30 PM	0	1	0	10	0	11	0	0	19	3	0	22	0	0	0	0	0	0	0	3	16	0	0	19	
12:45 PM	0	1	0	4	0	5	0	0	20	2	0	22	0	0	0	0	0	0	0	3	18	0	0	21	
Hourly Total	0	2	0	23	0	25	0	0	62	7	0	69	0	0	0	0	0	0	0	18	64	0	0	82	176
1:00 PM	0	2	0	2	0	4	0	0	16	3	0	19	0	0	0	0	0	0	0	3	20	0	0	23	
1:15 PM	0	3	0	8	0	11	0	0	26	3	0	29	0	0	0	0	0	0	0	9	14	0	0	23	
1:30 PM	0	2	0	2	0	4	0	0	15	2	0	17	0	0	0	0	0	0	0	6	27	0	0	33	
1:45 PM	0	4	0	5	0	9	0	0	16	2	0	18	0	0	0	0	0	0	1	3	13	0	0	17	
Hourly Total	0	11	0	17	0	28	0	0	73	10	0	83	0	0	0	0	0	0	1	21	74	0	0	96	207
2:00 PM	0	1	0	4	0	5	0	0	23	1	0	24	0	0	0	0	0	0	0	7	16	0	0	23	
2:15 PM	0	1	0	6	0	7	0	0	27	4	0	31	0	0	0	0	0	0	0	5	31	0	0	36	
2:30 PM	0	5	0	5	0	10	0	0	28	3	0	31	0	0	0	0	0	0	0	16	26	0	0	42	
2:45 PM	0	2	0	9	0	11	0	0	29	5	0	34	0	0	0	0	0	0	0	9	24	0	0	33	
Hourly Total	0	9	0	24	0	33	0	0	107	13	0	120	0	0	0	0	0	0	0	37	97	0	0	134	287
3:00 PM	0	7	0	8	0	15	0	0	35	4	0	39	0	0	0	0	0	0	0	8	26	0	0	34	
3:15 PM	0	3	0	5	0	8	0	0	41	4	0	45	0	0	0	0	0	0	0	21	36	0	0	57	
3:30 PM	0	4	0	7	0	11	0	0	33	6	0	39	0	0	0	0	0	0	0	11	43	0	0	54	
3:45 PM	0	3	0	6	0	9	0	0	32	6	0	38	0	0	0	0	0	0	0	5	40	0	0	45	
Hourly Total	0	17	0	26	0	43	0	0	141	20	0	161	0	0	0	0	0	0	0	45	145	0	0	190	394

TMC 2546 - CSAH 116 @ Naples St
Ham Lake MN
Tuesday, June 3, 2025

Time	Southbound Naples St						Westbound CSAH 116						Northbound 0						Eastbound CSAH 116						VEHICLE TOTAL
	U Turns	Left Turns	Straight Through	Right Turns	Crosswalk Crossings	Vehicle Approach Total	U Turns	Left Turns	Straight Through	Right Turns	Crosswalk Crossings	Vehicle Approach Total	U Turns	Left Turns	Straight Through	Right Turns	Crosswalk Crossings	Vehicle Approach Total	U Turns	Left Turns	Straight Through	Right Turns	Crosswalk Crossings	Vehicle Approach Total	
4:00 PM	0	2	0	7	0	9	0	0	48	10	0	58	0	0	0	0	0	0	0	12	38	0	0	50	117
4:15 PM	0	1	0	6	0	7	0	0	42	10	0	52	0	0	0	0	0	0	0	13	49	0	0	62	121
4:30 PM	0	5	0	9	0	14	0	0	55	6	0	61	0	0	0	0	0	0	0	13	44	0	0	57	132
4:45 PM	0	0	0	7	0	7	0	0	64	6	0	70	0	0	0	0	0	0	0	12	37	0	0	49	126
Hourly Total	0	8	0	29	0	37	0	0	209	32	0	241	0	0	0	0	0	0	0	50	168	0	0	218	496
5:00 PM	0	2	0	8	0	10	0	0	52	6	0	58	0	0	0	0	0	0	0	12	40	0	0	52	120
5:15 PM	0	7	0	6	0	13	0	0	55	7	0	62	0	0	0	0	0	0	0	11	38	0	0	49	124
5:30 PM	0	5	0	4	0	9	0	0	45	6	0	51	0	0	0	0	0	0	0	13	35	0	0	48	108
5:45 PM	0	4	0	10	0	14	0	0	28	4	0	32	0	0	0	0	0	0	0	6	34	0	0	40	86
Hourly Total	0	18	0	28	0	46	0	0	180	23	0	203	0	0	0	0	0	0	0	42	147	0	0	189	438
6:00 PM	0	2	0	5	0	7	0	0	27	8	1	35	0	0	0	0	0	0	0	8	29	0	0	37	79
6:15 PM	0	2	0	8	0	10	0	0	28	2	0	30	0	0	0	0	0	0	0	7	27	0	0	34	74
6:30 PM	0	1	0	8	0	9	0	0	17	4	0	21	0	0	0	0	0	0	0	10	22	0	0	32	62
6:45 PM	0	2	0	4	0	6	0	0	19	0	0	19	0	0	0	0	0	0	0	6	23	0	0	29	54
Hourly Total	0	7	0	25	0	32	0	0	91	14	1	105	0	0	0	0	0	0	0	31	101	0	0	132	269
7:00 PM	0	1	0	4	0	5	0	0	15	4	0	19	0	0	0	0	0	0	0	9	15	0	0	24	48
7:15 PM	0	1	0	7	0	8	0	0	12	4	0	16	0	0	0	0	0	0	0	5	16	0	0	21	45
7:30 PM	0	2	0	2	0	4	0	0	11	3	0	14	0	0	0	0	0	0	0	9	14	0	0	23	41
7:45 PM	1	2	0	2	0	5	0	0	15	0	0	15	0	0	0	0	0	0	0	6	11	0	0	17	37
Hourly Total	1	6	0	15	0	22	0	0	53	11	0	64	0	0	0	0	0	0	0	29	56	0	0	85	171
8:00 PM	1	1	0	1	0	3	0	0	22	2	0	24	0	0	0	0	0	0	0	5	8	0	0	13	40
8:15 PM	0	0	0	1	0	1	0	0	10	0	0	10	0	0	0	0	0	0	0	5	7	0	0	12	23
8:30 PM	0	4	0	3	0	7	0	0	9	3	0	12	0	0	0	0	0	0	0	5	13	0	0	18	37
8:45 PM	0	1	0	3	0	4	0	0	14	0	0	14	0	0	0	0	0	0	0	6	9	0	0	15	33
Hourly Total	1	6	0	8	0	15	0	0	55	5	0	60	0	0	0	0	0	0	0	21	37	0	0	58	133
9:00 PM	0	0	0	0	0	0	0	0	4	2	0	6	0	0	0	0	0	0	0	5	17	0	0	22	28
9:15 PM	0	1	0	0	0	1	0	0	11	1	0	12	0	0	0	0	0	0	0	9	9	0	0	18	31
9:30 PM	0	1	0	2	0	3	0	0	8	2	0	10	0	0	0	0	0	0	0	5	7	0	0	12	25
9:45 PM	0	0	0	1	0	1	0	0	7	2	0	9	0	0	0	0	0	0	0	3	11	0	0	14	24
Hourly Total	0	2	0	3	0	5	0	0	30	7	0	37	0	0	0	0	0	0	0	22	44	0	0	66	108
10:00 PM	0	0	0	0	0	0	0	0	3	4	0	7	0	0	0	0	0	0	0	2	9	0	0	11	18
10:15 PM	0	1	0	0	0	1	0	0	4	1	0	5	0	0	0	0	0	0	0	4	6	0	0	10	16
10:30 PM	0	0	0	1	0	1	0	0	2	0	0	2	0	0	0	0	0	0	0	3	3	0	0	6	9
10:45 PM	0	0	0	1	0	1	0	0	5	0	0	5	0	0	0	0	0	0	0	5	1	0	0	6	12
Hourly Total	0	1	0	2	0	3	0	0	14	5	0	19	0	0	0	0	0	0	0	14	19	0	0	33	55
11:00 PM	0	0	0	1	0	1	0	0	0	0	0	0	0	0	0	0	0	0	0	1	2	0	0	3	4
11:15 PM	0	0	0	0	0	0	0	0	1	1	0	2	0	0	0	0	0	0	0	1	3	0	0	4	6
11:30 PM	0	0	0	0	0	0	0	0	2	0	0	2	0	0	0	0	0	0	0	0	2	0	0	2	4
11:45 PM	0	0	0	0	0	0	0	0	2	0	0	2	0	0	0	0	0	0	0	0	1	0	0	1	3
Hourly Total	0	0	0	1	0	1	0	0	5	1	0	6	0	0	0	0	0	0	0	2	8	0	0	10	17
DAILY TOTAL	3	218	0	375	0	596	1	0	1580	182	1	1763	0	0	0	0	0	0	1	412	1545	0	0	1958	4317
Cars	3	210	0	368	0	581	1	0	1553	175	1	1729	0	0	0	0	0	0	1	401	1516	0	0	1918	4228
Heavy Vehicles	0	8	0	7	0	15	0	0	27	7	0	34	0	0	0	0	0	0	0	11	29	0	0	40	89
Heavy Vehicle %	0.00%	3.67%	0.00%	1.87%	0.00%	2.52%	0.00%	0.00%	1.71%	3.85%	0.00%	1.93%	0.00%	0.00%	0.00%	0.00%	0.00%	0.00%	0.00%	2.67%	1.88%	0.00%	0.00%	2.04%	2.06%

TMC 2546 - CSAH 116 @ Naples St
Ham Lake MN
Tuesday, June 3, 2025
AM Peak Hour (00:00 to 10:00)

Time	Southbound						Westbound						Northbound						Eastbound						VEHICLE TOTAL
	U Turns	Left Turns	Straight Through	Right Turns	Crosswalk Crossings	Vehicle Approach Total	U Turns	Left Turns	Straight Through	Right Turns	Crosswalk Crossings	Vehicle Approach Total	U Turns	Left Turns	Straight Through	Right Turns	Crosswalk Crossings	Vehicle Approach Total	U Turns	Left Turns	Straight Through	Right Turns	Crosswalk Crossings	Vehicle Approach Total	
7:00 AM	0	9	0	15	0	24	0	0	30	0	0	30	0	0	0	0	0	0	0	1	36	0	0	37	91
7:15 AM	0	11	0	13	0	24	0	0	37	0	0	37	0	0	0	0	0	0	0	0	31	0	0	31	92
7:30 AM	0	5	0	8	0	13	0	0	28	2	0	30	0	0	0	0	0	0	0	4	47	0	0	51	94
7:45 AM	0	5	0	9	0	14	0	0	46	1	0	47	0	0	0	0	0	0	0	3	32	0	0	35	96
Peak Hour Total	0	30	0	45	0	75	0	0	141	3	0	144	0	0	0	0	0	0	0	8	146	0	0	154	373
Peak Hour Heavy Vehicles	0	1	0	0	0	1	0	0	2	1	0	3	0	0	0	0	0	0	0	1	7	0	0	8	12
Peak Hour Heavy Vehicles % PHF	0.00%	3.33%	0.00%	0.00%	0.00%	1.33%	0.00%	0.00%	1.42%	33.33%	0.00%	2.08%	0.00%	0.00%	0.00%	0.00%	0.00%	0.00%	0.00%	12.50%	4.79%	0.00%	0.00%	5.19%	3.22%
	0.000	0.682	0.000	0.750	0.000	0.781	0.000	0.000	0.766	0.375	0.000	0.766	0.000	0.000	0.000	0.000	0.000	0.000	0.000	0.500	0.777	0.000	0.000	0.755	0.971

Mid Peak Hour (10:00 - 14:00)

Time	Southbound						Westbound						Northbound						Eastbound						VEHICLE TOTAL
	U Turns	Left Turns	Straight Through	Right Turns	Crosswalk Crossings	Vehicle Approach Total	U Turns	Left Turns	Straight Through	Right Turns	Crosswalk Crossings	Vehicle Approach Total	U Turns	Left Turns	Straight Through	Right Turns	Crosswalk Crossings	Vehicle Approach Total	U Turns	Left Turns	Straight Through	Right Turns	Crosswalk Crossings	Vehicle Approach Total	
12:45 PM	0	1	0	4	0	5	0	0	20	2	0	22	0	0	0	0	0	0	0	3	18	0	0	21	48
1:00 PM	0	2	0	2	0	4	0	0	16	3	0	19	0	0	0	0	0	0	0	3	20	0	0	23	46
1:15 PM	0	3	0	8	0	11	0	0	26	3	0	29	0	0	0	0	0	0	0	9	14	0	0	23	63
1:30 PM	0	2	0	2	0	4	0	0	15	2	0	17	0	0	0	0	0	0	0	6	27	0	0	33	54
Peak Hour Total	0	8	0	16	0	24	0	0	77	10	0	87	0	0	0	0	0	0	0	21	79	0	0	100	211
Peak Hour Heavy Vehicles	0	0	0	0	0	0	0	0	3	0	0	3	0	0	0	0	0	0	0	2	2	0	0	2	5
Peak Hour Heavy Vehicles % PHF	0.00%	0.00%	0.00%	0.00%	0.00%	0.00%	0.00%	0.00%	3.90%	0.00%	0.00%	3.45%	0.00%	0.00%	0.00%	0.00%	0.00%	0.00%	0.00%	0.00%	2.53%	0.00%	0.00%	2.00%	2.37%
	0.000	0.667	0.000	0.500	0.000	0.545	0.000	0.000	0.740	0.833	0.000	0.750	0.000	0.000	0.000	0.000	0.000	0.000	0.000	0.583	0.731	0.000	0.000	0.758	0.837

PM Peak Hour (14:00 - 24:00)

Time	Southbound						Westbound						Northbound						Eastbound						VEHICLE TOTAL
	U Turns	Left Turns	Straight Through	Right Turns	Crosswalk Crossings	Vehicle Approach Total	U Turns	Left Turns	Straight Through	Right Turns	Crosswalk Crossings	Vehicle Approach Total	U Turns	Left Turns	Straight Through	Right Turns	Crosswalk Crossings	Vehicle Approach Total	U Turns	Left Turns	Straight Through	Right Turns	Crosswalk Crossings	Vehicle Approach Total	
4:30 PM	0	5	0	9	0	14	0	0	55	6	0	61	0	0	0	0	0	0	0	13	44	0	0	57	132
4:45 PM	0	0	0	7	0	7	0	0	64	6	0	70	0	0	0	0	0	0	0	12	37	0	0	49	126
5:00 PM	0	2	0	8	0	10	0	0	52	6	0	58	0	0	0	0	0	0	0	12	40	0	0	52	120
5:15 PM	0	7	0	6	0	13	0	0	55	7	0	62	0	0	0	0	0	0	0	11	38	0	0	49	124
Peak Hour Total	0	14	0	30	0	44	0	0	226	25	0	251	0	0	0	0	0	0	0	48	159	0	0	207	502
Peak Hour Heavy Vehicles	0	1	0	2	0	3	0	0	1	1	0	2	0	0	0	0	0	0	0	1	2	0	0	3	8
Peak Hour Heavy Vehicles % PHF	0.00%	7.14%	0.00%	6.67%	0.00%	6.82%	0.00%	0.00%	0.44%	4.00%	0.00%	0.80%	0.00%	0.00%	0.00%	0.00%	0.00%	0.00%	0.00%	2.08%	1.26%	0.00%	0.00%	1.45%	1.59%
	0.000	0.500	0.000	0.833	0.000	0.786	0.000	0.000	0.883	0.893	0.000	0.896	0.000	0.000	0.000	0.000	0.000	0.000	0.000	0.923	0.903	0.000	0.000	0.908	0.951

Total Vehicles On Leg		1193	
Vehicles Entering Intersection	596	Vehicles Exiting Intersection	597
Southbound			
Cars	368	0	210
Heavy	7	0	3
Total	375	0	213

Total Vehicles on Leg 3914	Vehicles Entering Intersection 1958	Eastbound	Cars	Heavy	Total
	Exiting Intersection 1956		0	0	0
			1	0	1
			401	11	412
			1516	29	1545
	0	0	0		

Daily Volumes

Cars	Heavy	Total	Westbound	Vehicles Entering Intersection 1763	Total Vehicles on Leg 3527
175	7	182			
1553	27	1580			
0	0	0			
1	0	1			
1	0	1		Vehicles Exiting Intersection 1764	

Cars	0	0	0	0	0
Heavy	0	0	0	0	0
Total	0	0	0	0	0
Northbound					
Vehicles Entering Intersection 0			Vehicles Exiting Intersection 0		
Total Vehicles On Leg 0					

TMC 2546 - CSAH 116 @ Naples St
Ham Lake MN
Tuesday, June 3, 2025

Time	Southbound Heavy Naples St						Westbound Heavy CSAH 116						Northbound Heavy 0						Eastbound Heavy CSAH 116						VEHICLE TOTAL
	U Turns	Left Turns	Straight Through	Right Turns	Crosswalk Crossings	Vehicle Approach Total	U Turns	Left Turns	Straight Through	Right Turns	Crosswalk Crossings	Vehicle Approach Total	U Turns	Left Turns	Straight Through	Right Turns	Crosswalk Crossings	Vehicle Approach Total	U Turns	Left Turns	Straight Through	Right Turns	Crosswalk Crossings	Vehicle Approach Total	
12:00 AM	0	0	0	0	0	0	0	0	0	0	0	0	0	0	0	0	0	0	0	0	0	0	0	0	0
12:15 AM	0	0	0	0	0	0	0	0	0	0	0	0	0	0	0	0	0	0	0	0	0	0	0	0	0
12:30 AM	0	0	0	0	0	0	0	0	0	0	0	0	0	0	0	0	0	0	0	0	0	0	0	0	0
12:45 AM	0	0	0	0	0	0	0	0	0	0	0	0	0	0	0	0	0	0	0	0	0	0	0	0	0
Hourly 'Heavy Vehicles'	0	0	0	0	0	0	0	0	0	0	0	0	0	0	0	0	0	0	0	0	0	0	0	0	0
1:00 AM	0	0	0	0	0	0	0	0	0	0	0	0	0	0	0	0	0	0	0	0	0	0	0	0	0
1:15 AM	0	0	0	0	0	0	0	0	0	0	0	0	0	0	0	0	0	0	0	0	0	0	0	0	0
1:30 AM	0	0	0	0	0	0	0	0	0	0	0	0	0	0	0	0	0	0	0	0	0	0	0	0	0
1:45 AM	0	0	0	0	0	0	0	0	0	0	0	0	0	0	0	0	0	0	0	0	0	0	0	0	0
Hourly 'Heavy Vehicles'	0	0	0	0	0	0	0	0	0	0	0	0	0	0	0	0	0	0	0	0	0	0	0	0	0
2:00 AM	0	0	0	0	0	0	0	0	0	0	0	0	0	0	0	0	0	0	0	0	0	0	0	0	0
2:15 AM	0	0	0	0	0	0	0	0	0	0	0	0	0	0	0	0	0	0	0	0	0	0	0	0	0
2:30 AM	0	0	0	0	0	0	0	0	0	0	0	0	0	0	0	0	0	0	0	0	0	0	0	0	0
2:45 AM	0	0	0	0	0	0	0	0	0	0	0	0	0	0	0	0	0	0	0	0	0	0	0	0	0
Hourly 'Heavy Vehicles'	0	0	0	0	0	0	0	0	0	0	0	0	0	0	0	0	0	0	0	0	0	0	0	0	0
3:00 AM	0	0	0	0	0	0	0	0	0	0	0	0	0	0	0	0	0	0	0	0	0	0	0	0	0
3:15 AM	0	0	0	0	0	0	0	0	0	0	0	0	0	0	0	0	0	0	0	0	0	0	0	0	0
3:30 AM	0	0	0	0	0	0	0	0	0	0	0	0	0	0	0	0	0	0	0	0	0	0	0	0	0
3:45 AM	0	0	0	0	0	0	0	0	0	0	0	0	0	0	0	0	0	0	0	0	0	0	0	0	0
Hourly 'Heavy Vehicles'	0	0	0	0	0	0	0	0	0	0	0	0	0	0	0	0	0	0	0	0	0	0	0	0	0
4:00 AM	0	0	0	0	0	0	0	0	0	0	0	0	0	0	0	0	0	0	0	0	0	0	0	0	0
4:15 AM	0	0	0	0	0	0	0	0	0	0	0	0	0	0	0	0	0	0	0	0	0	0	0	0	0
4:30 AM	0	0	0	0	0	0	0	0	0	0	0	0	0	0	0	0	0	0	0	0	0	0	0	0	0
4:45 AM	0	0	0	0	0	0	0	0	0	0	0	0	0	0	0	0	0	0	0	0	0	0	0	0	0
Hourly 'Heavy Vehicles'	0	0	0	0	0	0	0	0	0	0	0	0	0	0	0	0	0	0	0	0	0	0	0	0	0
5:00 AM	0	0	0	0	0	0	0	0	0	0	0	0	0	0	0	0	0	0	0	0	0	0	0	0	0
5:15 AM	0	0	0	0	0	0	0	0	0	0	0	0	0	0	0	0	0	0	0	0	0	0	0	0	0
5:30 AM	0	0	0	0	0	0	0	0	0	0	0	0	0	0	0	0	0	0	0	0	0	0	0	0	0
5:45 AM	0	1	0	0	0	1	0	0	0	0	0	0	0	0	0	0	0	0	0	0	0	0	0	0	1
Hourly 'Heavy Vehicles'	0	1	0	0	0	1	0	0	0	0	0	0	0	0	0	0	0	0	0	0	0	0	0	0	1
6:00 AM	0	0	0	0	0	0	0	0	0	0	0	0	0	0	0	0	0	0	0	0	0	0	0	0	0
6:15 AM	0	0	0	0	0	0	0	0	0	0	0	0	0	0	0	0	0	0	0	0	0	0	0	0	0
6:30 AM	0	2	0	1	0	3	0	0	1	1	0	2	0	0	0	0	0	0	0	2	1	0	0	3	8
6:45 AM	0	0	0	0	0	0	0	0	0	1	0	1	0	0	0	0	0	0	0	1	0	0	0	1	2
Hourly 'Heavy Vehicles'	0	2	0	1	0	3	0	0	1	2	0	3	0	0	0	0	0	0	0	3	1	0	0	4	10
7:00 AM	0	1	0	0	0	1	0	0	0	0	0	0	0	0	0	0	0	0	0	1	1	0	0	2	3
7:15 AM	0	0	0	0	0	0	0	0	1	0	0	1	0	0	0	0	0	0	0	0	1	0	0	1	2
7:30 AM	0	0	0	0	0	0	0	0	0	0	0	0	0	0	0	0	0	0	0	0	5	0	0	5	5
7:45 AM	0	0	0	0	0	0	0	0	1	1	0	2	0	0	0	0	0	0	0	0	0	0	0	0	2
Hourly 'Heavy Vehicles'	0	1	0	0	0	1	0	0	2	1	0	3	0	0	0	0	0	0	0	1	7	0	0	8	12

TMC 2546 - CSAH 116 @ Naples St
Ham Lake MN
Tuesday, June 3, 2025

Time	Southbound Heavy Naples St						Westbound Heavy CSAH 116						Northbound Heavy 0						Eastbound Heavy CSAH 116						VEHICLE 'Heavy Vehicles'	
	U Turns	Left Turns	Straight Through	Right Turns	Crosswalk Crossings	Vehicle Approach 'Heavy Vehicles'	U Turns	Left Turns	Straight Through	Right Turns	Crosswalk Crossings	Vehicle Approach 'Heavy Vehicles'	U Turns	Left Turns	Straight Through	Right Turns	Crosswalk Crossings	Vehicle Approach 'Heavy Vehicles'	U Turns	Left Turns	Straight Through	Right Turns	Crosswalk Crossings	Vehicle Approach 'Heavy Vehicles'		
8:00 AM	0	0	0	0	0	0	0	0	0	0	0	0	0	0	0	0	0	0	0	0	0	0	0	0	0	0
8:15 AM	0	0	0	0	0	0	0	0	0	0	0	0	0	0	0	0	0	0	0	0	0	1	0	0	1	1
8:30 AM	0	0	0	0	0	0	0	0	0	0	0	0	0	0	0	0	0	0	0	0	1	1	0	0	2	2
8:45 AM	0	2	0	0	0	2	0	0	1	1	0	2	0	0	0	0	0	0	0	0	0	0	0	0	0	4
Hourly 'Heavy Vehicles'	0	2	0	0	0	2	0	0	1	1	0	2	0	0	0	0	0	0	0	0	1	2	0	0	3	7
9:00 AM	0	0	0	0	0	0	0	0	4	0	0	4	0	0	0	0	0	0	0	0	1	2	0	0	3	7
9:15 AM	0	0	0	0	0	0	0	0	3	0	0	3	0	0	0	0	0	0	0	0	0	0	0	0	0	3
9:30 AM	0	0	0	1	0	1	0	0	0	0	0	0	0	0	0	0	0	0	0	0	0	0	0	0	0	1
9:45 AM	0	0	0	0	0	0	0	0	0	0	0	0	0	0	0	0	0	0	0	0	0	1	0	0	1	1
Hourly 'Heavy Vehicles'	0	0	0	1	0	1	0	0	7	0	0	7	0	0	0	0	0	0	0	0	1	3	0	0	4	12
10:00 AM	0	0	0	0	0	0	0	0	0	0	0	0	0	0	0	0	0	0	0	0	0	0	0	0	0	0
10:15 AM	0	0	0	0	0	0	0	0	1	0	0	1	0	0	0	0	0	0	0	0	0	0	0	0	0	1
10:30 AM	0	0	0	0	0	0	0	0	1	0	0	1	0	0	0	0	0	0	0	0	0	0	0	0	0	1
10:45 AM	0	0	0	0	0	0	0	0	1	0	0	1	0	0	0	0	0	0	0	0	0	2	0	0	2	3
Hourly 'Heavy Vehicles'	0	0	0	0	0	0	0	0	3	0	0	3	0	0	0	0	0	0	0	0	0	2	0	0	2	5
11:00 AM	0	0	0	0	0	0	0	0	0	0	0	0	0	0	0	0	0	0	0	0	0	2	0	0	2	2
11:15 AM	0	0	0	0	0	0	0	0	1	0	0	1	0	0	0	0	0	0	0	0	0	0	0	0	0	1
11:30 AM	0	0	0	0	0	0	0	0	1	0	0	1	0	0	0	0	0	0	0	0	0	0	0	0	0	1
11:45 AM	0	0	0	0	0	0	0	0	2	0	0	2	0	0	0	0	0	0	0	0	0	1	0	0	1	3
Hourly 'Heavy Vehicles'	0	0	0	0	0	0	0	0	4	0	0	4	0	0	0	0	0	0	0	0	0	3	0	0	3	7
12:00 PM	0	0	0	0	0	0	0	0	2	0	0	2	0	0	0	0	0	0	0	0	0	0	0	0	0	2
12:15 PM	0	0	0	0	0	0	0	0	0	0	0	0	0	0	0	0	0	0	0	0	0	0	0	0	0	0
12:30 PM	0	0	0	0	0	0	0	0	0	0	0	0	0	0	0	0	0	0	0	0	0	1	0	0	1	1
12:45 PM	0	0	0	0	0	0	0	0	3	0	0	3	0	0	0	0	0	0	0	0	0	0	0	0	0	3
Hourly 'Heavy Vehicles'	0	0	0	0	0	0	0	0	5	0	0	5	0	0	0	0	0	0	0	0	0	1	0	0	1	6
1:00 PM	0	0	0	0	0	0	0	0	0	0	0	0	0	0	0	0	0	0	0	0	0	0	0	0	0	0
1:15 PM	0	0	0	0	0	0	0	0	0	0	0	0	0	0	0	0	0	0	0	0	0	0	0	0	0	0
1:30 PM	0	0	0	0	0	0	0	0	0	0	0	0	0	0	0	0	0	0	0	0	0	2	0	0	2	2
1:45 PM	0	0	0	0	0	0	0	0	0	0	0	0	0	0	0	0	0	0	0	0	0	0	0	0	0	1
Hourly 'Heavy Vehicles'	0	0	0	0	0	0	0	0	0	0	0	0	0	0	0	0	0	0	0	0	0	3	0	0	3	3
2:00 PM	0	1	0	0	0	1	0	0	0	0	0	0	0	0	0	0	0	0	0	0	0	1	0	0	1	2
2:15 PM	0	0	0	0	0	0	0	0	0	0	0	0	0	0	0	0	0	0	0	0	0	0	0	0	0	0
2:30 PM	0	0	0	0	0	0	0	0	0	0	0	0	0	0	0	0	0	0	0	0	3	0	0	0	3	3
2:45 PM	0	0	0	2	0	2	0	0	0	0	0	0	0	0	0	0	0	0	0	0	0	1	0	0	1	3
Hourly 'Heavy Vehicles'	0	1	0	2	0	3	0	0	0	0	0	0	0	0	0	0	0	0	0	0	3	2	0	0	5	8
3:00 PM	0	0	0	0	0	0	0	0	0	0	0	0	0	0	0	0	0	0	0	0	1	1	0	0	2	2
3:15 PM	0	0	0	0	0	0	0	0	0	0	0	0	0	0	0	0	0	0	0	0	0	1	0	0	1	1
3:30 PM	0	0	0	1	0	1	0	0	0	1	0	1	0	0	0	0	0	0	0	0	0	0	0	0	0	2
3:45 PM	0	0	0	0	0	0	0	0	1	0	0	1	0	0	0	0	0	0	0	0	0	0	0	0	0	1
Hourly 'Heavy Vehicles'	0	0	0	1	0	1	0	0	1	1	0	2	0	0	0	0	0	0	0	0	1	2	0	0	3	6

TMC 2546 - CSAH 116 @ Naples St
Ham Lake MN
Tuesday, June 3, 2025

Time	Southbound Heavy Naples St						Westbound Heavy CSAH 116						Northbound Heavy 0						Eastbound Heavy CSAH 116						VEHICLE 'Heavy Vehicles'						
	U Turns	Left Turns	Straight Through	Right Turns	Crosswalk Crossings	Vehicle Approach 'Heavy Vehicles'	U Turns	Left Turns	Straight Through	Right Turns	Crosswalk Crossings	Vehicle Approach 'Heavy Vehicles'	U Turns	Left Turns	Straight Through	Right Turns	Crosswalk Crossings	Vehicle Approach 'Heavy Vehicles'	U Turns	Left Turns	Straight Through	Right Turns	Crosswalk Crossings	Vehicle Approach 'Heavy Vehicles'							
4:00 PM	0	0	0	0	0	0	0	0	1	1	0	2	0	0	0	0	0	0	0	0	1	0	0	0	0	0	0	0	0	0	3
4:15 PM	0	0	0	0	0	0	0	0	0	0	0	0	0	0	0	0	0	0	0	0	0	0	0	0	0	0	0	0	0	0	0
4:30 PM	0	1	0	1	0	2	0	0	0	1	0	1	0	0	0	0	0	0	0	1	2	0	0	3	0	0	0	0	0	0	6
4:45 PM	0	0	0	1	0	1	0	0	1	0	0	1	0	0	0	0	0	0	0	0	0	0	0	0	0	0	0	0	0	0	2
Hourly 'Heavy Vehicles'	0	1	0	2	0	3	0	0	2	2	0	4	0	0	0	0	0	0	0	1	3	0	0	4	0	0	0	0	0	0	11
5:00 PM	0	0	0	0	0	0	0	0	0	0	0	0	0	0	0	0	0	0	0	0	0	0	0	0	0	0	0	0	0	0	0
5:15 PM	0	0	0	0	0	0	0	0	0	0	0	0	0	0	0	0	0	0	0	0	0	0	0	0	0	0	0	0	0	0	0
5:30 PM	0	0	0	0	0	0	0	0	0	0	0	0	0	0	0	0	0	0	0	0	0	0	0	0	0	0	0	0	0	0	0
5:45 PM	0	0	0	0	0	0	0	0	0	0	0	0	0	0	0	0	0	0	0	0	0	0	0	0	0	0	0	0	0	0	0
Hourly 'Heavy Vehicles'	0	0	0	0	0	0	0	0	0	0	0	0	0	0	0	0	0	0	0	0	0	0	0	0	0	0	0	0	0	0	0
6:00 PM	0	0	0	0	0	0	0	0	1	0	0	1	0	0	0	0	0	0	0	0	0	0	0	0	0	0	0	0	0	0	1
6:15 PM	0	0	0	0	0	0	0	0	0	0	0	0	0	0	0	0	0	0	0	0	0	0	0	0	0	0	0	0	0	0	0
6:30 PM	0	0	0	0	0	0	0	0	0	0	0	0	0	0	0	0	0	0	0	0	0	0	0	0	0	0	0	0	0	0	0
6:45 PM	0	0	0	0	0	0	0	0	0	0	0	0	0	0	0	0	0	0	0	0	0	0	0	0	0	0	0	0	0	0	0
Hourly 'Heavy Vehicles'	0	0	0	0	0	0	0	0	1	0	0	1	0	0	0	0	0	0	0	0	0	0	0	0	0	0	0	0	0	0	1
7:00 PM	0	0	0	0	0	0	0	0	0	0	0	0	0	0	0	0	0	0	0	0	0	0	0	0	0	0	0	0	0	0	0
7:15 PM	0	0	0	0	0	0	0	0	0	0	0	0	0	0	0	0	0	0	0	0	0	0	0	0	0	0	0	0	0	0	0
7:30 PM	0	0	0	0	0	0	0	0	0	0	0	0	0	0	0	0	0	0	0	0	0	0	0	0	0	0	0	0	0	0	0
7:45 PM	0	0	0	0	0	0	0	0	0	0	0	0	0	0	0	0	0	0	0	0	0	0	0	0	0	0	0	0	0	0	0
Hourly 'Heavy Vehicles'	0	0	0	0	0	0	0	0	0	0	0	0	0	0	0	0	0	0	0	0	0	0	0	0	0	0	0	0	0	0	0
8:00 PM	0	0	0	0	0	0	0	0	0	0	0	0	0	0	0	0	0	0	0	0	0	0	0	0	0	0	0	0	0	0	0
8:15 PM	0	0	0	0	0	0	0	0	0	0	0	0	0	0	0	0	0	0	0	0	0	0	0	0	0	0	0	0	0	0	0
8:30 PM	0	0	0	0	0	0	0	0	0	0	0	0	0	0	0	0	0	0	0	0	0	0	0	0	0	0	0	0	0	0	0
8:45 PM	0	0	0	0	0	0	0	0	0	0	0	0	0	0	0	0	0	0	0	0	0	0	0	0	0	0	0	0	0	0	0
Hourly 'Heavy Vehicles'	0	0	0	0	0	0	0	0	0	0	0	0	0	0	0	0	0	0	0	0	0	0	0	0	0	0	0	0	0	0	0
9:00 PM	0	0	0	0	0	0	0	0	0	0	0	0	0	0	0	0	0	0	0	0	0	0	0	0	0	0	0	0	0	0	0
9:15 PM	0	0	0	0	0	0	0	0	0	0	0	0	0	0	0	0	0	0	0	0	0	0	0	0	0	0	0	0	0	0	0
9:30 PM	0	0	0	0	0	0	0	0	0	0	0	0	0	0	0	0	0	0	0	0	0	0	0	0	0	0	0	0	0	0	0
9:45 PM	0	0	0	0	0	0	0	0	0	0	0	0	0	0	0	0	0	0	0	0	0	0	0	0	0	0	0	0	0	0	0
Hourly 'Heavy Vehicles'	0	0	0	0	0	0	0	0	0	0	0	0	0	0	0	0	0	0	0	0	0	0	0	0	0	0	0	0	0	0	0
10:00 PM	0	0	0	0	0	0	0	0	0	0	0	0	0	0	0	0	0	0	0	0	0	0	0	0	0	0	0	0	0	0	0
10:15 PM	0	0	0	0	0	0	0	0	0	0	0	0	0	0	0	0	0	0	0	0	0	0	0	0	0	0	0	0	0	0	0
10:30 PM	0	0	0	0	0	0	0	0	0	0	0	0	0	0	0	0	0	0	0	0	0	0	0	0	0	0	0	0	0	0	0
10:45 PM	0	0	0	0	0	0	0	0	0	0	0	0	0	0	0	0	0	0	0	0	0	0	0	0	0	0	0	0	0	0	0
Hourly 'Heavy Vehicles'	0	0	0	0	0	0	0	0	0	0	0	0	0	0	0	0	0	0	0	0	0	0	0	0	0	0	0	0	0	0	0
11:00 PM	0	0	0	0	0	0	0	0	0	0	0	0	0	0	0	0	0	0	0	0	0	0	0	0	0	0	0	0	0	0	0
11:15 PM	0	0	0	0	0	0	0	0	0	0	0	0	0	0	0	0	0	0	0	0	0	0	0	0	0	0	0	0	0	0	0
11:30 PM	0	0	0	0	0	0	0	0	0	0	0	0	0	0	0	0	0	0	0	0	0	0	0	0	0	0	0	0	0	0	0
11:45 PM	0	0	0	0	0	0	0	0	0	0	0	0	0	0	0	0	0	0	0	0	0	0	0	0	0	0	0	0	0	0	0
Hourly 'Heavy Vehicles'	0	0	0	0	0	0	0	0	0	0	0	0	0	0	0	0	0	0	0	0	0	0	0	0	0	0	0	0	0	0	0
DAILY 'Heavy Vehicles'	0	8	0	7	0	15	0	0	27	7	0	34	0	0	0	0	0	0	0	11	29	0	0	40	0	0	0	0	0	89	

ANOKA COUNTY HIGHWAY

PC-WARRANTS

TRAFFIC SIGNAL WARRANT ANALYSIS

Study Name: TMC 2546

Study Date : 06/09/2025

Signal Warrants - Summary

Major Street Approaches

Eastbound: CSAH 116

Number of Lanes : 1

Total Approach Volume: 1,958

Westbound: CSAH 116

Number of Lanes : 1

Total Approach Volume: 1,763

Minor Street Approaches

Southbound: Naples St

Number of Lanes : 1

Total Approach Volume: 596

Warrant Summary (Rural Values Apply)

Warrant 1 - Eight Hour Vehicular Volumes.....Not Satisfied

Warrant 1A - Minimum Vehicular Volume.....Not Satisfied

Required volumes reached for 0 hours, 8 are needed

Warrant 1B - Interruption of Continuous Traffic.....Not Satisfied

Required volumes reached for 0 hours, 8 are needed

Warrant 1C - Combination of Warrants.....Not Satisfied

Required 1A volumes reached for 0 hours, 8 are needed

Required 1B volumes reached for 1 hours, 8 are needed

Warrant 2 - Four Hour Volumes.....Not Satisfied

Number of hours (0) volumes exceed minimum < minimum required (4).

Warrant 3 - Peak Hour.....Not Satisfied

Warrant 3A - Peak Hour Delay.....Not Satisfied

Approach volumes on minor street don't exceed minimums for any one hour period. Delay data not evaluated.

Warrant 3B - Peak Hour Volumes.....Not Satisfied

Volumes do not exceed minimums for any one hour period.

Warrant 4 - Pedestrian Volumes.....Not Evaluated

Warrant 5 - School Crossing.....Not Evaluated

Warrant 6 - Coordinated Signal System.....Not Evaluated

Warrant 7 - Crash Experience.....Not Evaluated

Warrant 8 - Roadway Network.....Not Evaluated

Warrant 9 - Intersection Near a Grade Crossing.....Not Evaluated

ANOKA COUNTY HIGHWAY

PC-WARRANTS

TRAFFIC SIGNAL WARRANT ANALYSIS

Study Name: TMC 2546

Study Date : 06/09/2025

Warrant 1A - Minimum Volumes

Description

Intended for sites where the volume of intersecting traffic is the principal reason for consideration of a signal installation.

Summary

Only 0 one hour periods meet minimums.
Warrant is NOT met.

Site Data Required

Rural Settings Apply = **True**
Number of Major Lanes = **1**
Number of Minor Lanes = **1**

Volume Requirements

Rural Factor of 70 % applied
Veh/Hr Major = **350**

Veh/Hr Minor = **105**

Time	Major Road				Total	Minor Road		Met?
	Major EB	+	Major WB	=		Minor NB	Minor SB	
16:15 - 17:15	220	+	241	=	461	0	38	No
16:00 - 17:00	218	+	241	=	459	0	37	No
16:30 - 17:30	207	+	251	=	458	0	44	No
16:45 - 17:45	198	+	241	=	439	0	39	No
15:45 - 16:45	214	+	209	=	423	0	39	No
15:30 - 16:30	211	+	187	=	398	0	36	No
17:00 - 18:00	189	+	203	=	392	0	46	No
15:15 - 16:15	206	+	180	=	386	0	37	No
17:15 - 18:15	174	+	180	=	354	0	43	No
15:00 - 16:00	190	+	161	=	351	0	43	No
14:45 - 15:45	178	+	157	=	335	0	45	No
14:30 - 15:30	166	+	149	=	315	0	44	No
17:30 - 18:30	159	+	148	=	307	0	40	No
07:15 - 08:15	155	+	149	=	304	0	64	No
07:00 - 08:00	154	+	144	=	298	0	75	No
07:30 - 08:30	154	+	137	=	291	0	52	No
14:15 - 15:15	145	+	135	=	280	0	43	No
07:45 - 08:45	148	+	124	=	272	0	51	No
17:45 - 18:45	143	+	118	=	261	0	40	No
06:45 - 07:45	136	+	121	=	257	0	74	No
14:00 - 15:00	134	+	120	=	254	0	33	No
18:00 - 19:00	132	+	105	=	237	0	32	No
08:00 - 09:00	130	+	103	=	233	0	50	No
06:30 - 07:30	114	+	112	=	226	0	85	No
13:45 - 14:45	118		104		222	0	31	No

ANOKA COUNTY HIGHWAY

PC-WARRANTS

TRAFFIC SIGNAL WARRANT ANALYSIS

Study Name: TMC 2546

Study Date : 06/09/2025

Warrant 1B - Interruption of Continuous Traffic

Description

Intended for sites where the volume of the major street is so heavy that traffic on the minor street suffers excessive delay or hazard.

Summary

Only 0 one hour periods meet minimums.
Warrant is NOT met.

Site Data Required

Rural Settings Apply = **True**
 Number of Major Lanes = **1**
 Number of Minor Lanes = **1**

Volume Requirements

Rural Factor of 70 % applied
 Veh/Hr Major = **525**
 Veh/Hr Minor = **52**

Time	Major Road CSAH 116					Minor Road Naples St		Met?
	Major EB	+	Major WB	=	Total	Minor NB	Minor SB	
16:15 - 17:15	220	+	241	=	461	0	38	No
16:00 - 17:00	218	+	241	=	459	0	37	No
16:30 - 17:30	207	+	251	=	458	0	44	No
16:45 - 17:45	198	+	241	=	439	0	39	No
15:45 - 16:45	214	+	209	=	423	0	39	No
15:30 - 16:30	211	+	187	=	398	0	36	No
17:00 - 18:00	189	+	203	=	392	0	46	No
15:15 - 16:15	206	+	180	=	386	0	37	No
17:15 - 18:15	174	+	180	=	354	0	43	No
15:00 - 16:00	190	+	161	=	351	0	43	No
14:45 - 15:45	178	+	157	=	335	0	45	No
14:30 - 15:30	166	+	149	=	315	0	44	No
17:30 - 18:30	159	+	148	=	307	0	40	No
07:15 - 08:15	155	+	149	=	304	0	64	No
07:00 - 08:00	154	+	144	=	298	0	75	No
07:30 - 08:30	154	+	137	=	291	0	52	No
14:15 - 15:15	145	+	135	=	280	0	43	No
07:45 - 08:45	148	+	124	=	272	0	51	No
17:45 - 18:45	143	+	118	=	261	0	40	No
06:45 - 07:45	136	+	121	=	257	0	74	No
14:00 - 15:00	134	+	120	=	254	0	33	No
18:00 - 19:00	132	+	105	=	237	0	32	No
08:00 - 09:00	130	+	103	=	233	0	50	No
06:30 - 07:30	114	+	112	=	226	0	85	No
13:45 - 14:45	118		104		222	0	31	No

ANOKA COUNTY HIGHWAY

PC-WARRANTS

TRAFFIC SIGNAL WARRANT ANALYSIS

Study Name: TMC 2546

Study Date : 06/09/2025

Warrant 1C Combination of Warrants

Description

Intended for sites where the traffic volumes don't meet individual warrants but where Warrants 1A and 1B are both met to 80% of their stated values.

Summary

Only 0 hours meet 1A minimums.
Only 1 hours meet 1B minimums.
Warrant is NOT met.

Site Data Required

Rural Settings Apply = **True**
Number of Major Lanes = **1**
Number of Minor Lanes = **1**

Volume Requirements

Rural Factor of 70% applied
Warrant 1A 1B
Veh/Hr Major = **280 420**

Veh/Hr Minor = **84 42**

Major Road CSAH 116

Minor Road Naples St

Time	Major EB	+	Major WB	=	Total	Minor NB	Minor SB	Met1A?
16:15 - 17:15	220	+	241	=	461	0	38	No
16:00 - 17:00	218	+	241	=	459	0	37	No
16:30 - 17:30	207	+	251	=	458	0	44	No
16:45 - 17:45	198	+	241	=	439	0	39	No
15:45 - 16:45	214	+	209	=	423	0	39	No
15:30 - 16:30	211	+	187	=	398	0	36	No
17:00 - 18:00	189	+	203	=	392	0	46	No
15:15 - 16:15	206	+	180	=	386	0	37	No
17:15 - 18:15	174	+	180	=	354	0	43	No
15:00 - 16:00	190	+	161	=	351	0	43	No
14:45 - 15:45	178	+	157	=	335	0	45	No
14:30 - 15:30	166	+	149	=	315	0	44	No

Time	Major EB	+	Major WB	=	Total	Minor NB	Minor SB	Met1B?
16:30 - 17:30	207	+	251	=	458	0	44	Yes
16:15 - 17:15	220	+	241	=	461	0	38	No
16:00 - 17:00	218	+	241	=	459	0	37	No
15:45 - 16:45	214	+	209	=	423	0	39	No
15:30 - 16:30	211	+	187	=	398	0	36	No
15:15 - 16:15	206	+	180	=	386	0	37	No
15:00 - 16:00	190	+	161	=	351	0	43	No
14:45 - 15:45	178	+	157	=	335	0	45	No
14:30 - 15:30	166	+	149	=	315	0	44	No
17:30 - 18:30	159	+	148	=	307	0	40	No
07:15 - 08:15	155	+	149	=	304	0	64	No
07:00 - 08:00	154	+	144	=	298	0	75	No

ANOKA COUNTY HIGHWAY

PC-WARRANTS

TRAFFIC SIGNAL WARRANT ANALYSIS

Study Name: TMC 2546

Study Date : 06/09/2025

Warrant 2 - Four Hour Volumes

Description

Intended for sites where the volume of intersecting traffic during any four hours of the day is the principal reason for consideration of a signal installation.

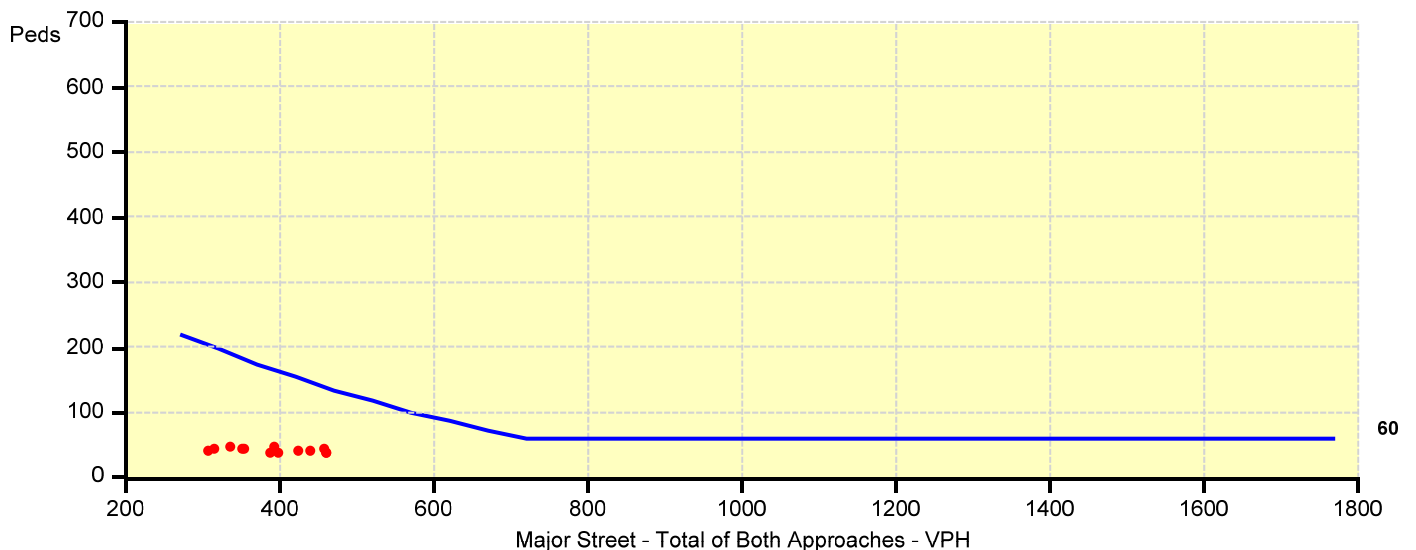
Summary

Only 0 one hour periods meet minimums.
Warrant is NOT met.

Site Data Required

Rural Settings Apply = **True**
 Number of Major Lanes = **1**
 Number of Minor Lanes = **1**

Time	Major Road CSAH 116				Total	Minor Road Naples St		Met?
	Major EB	+	Major WB	=		Minor NB	Minor SB	
16:15 - 17:15	220	+	241	=	461	0	38	No
16:00 - 17:00	218	+	241	=	459	0	37	No
16:30 - 17:30	207	+	251	=	458	0	44	No
16:45 - 17:45	198	+	241	=	439	0	39	No
15:45 - 16:45	214	+	209	=	423	0	39	No
15:30 - 16:30	211	+	187	=	398	0	36	No
17:00 - 18:00	189	+	203	=	392	0	46	No
15:15 - 16:15	206	+	180	=	386	0	37	No
17:15 - 18:15	174	+	180	=	354	0	43	No
15:00 - 16:00	190	+	161	=	351	0	43	No
14:45 - 15:45	178	+	157	=	335	0	45	No
14:30 - 15:30	166	+	149	=	315	0	44	No



ANOKA COUNTY HIGHWAY

PC-WARRANTS

TRAFFIC SIGNAL WARRANT ANALYSIS

Study Name: TMC 2546

Study Date : 06/09/2025

Warrant 3B - Peak Hour Volumes

Description

Intended for sites where the volume of intersecting traffic during one hour of the day is the principal reason for consideration of a signal installation.

Summary

Only 0 one hour periods meet minimums.
Warrant is NOT met.

Site Data Required

Rural Settings Apply = **True**
 Number of Major Lanes = **1**
 Number of Minor Lanes = **1**

Time	Major Road CSAH 116				Total	Minor Road Naples St		Met?
	Major EB	+	Major WB	=		Minor NB	Minor SB	
16:15 - 17:15	220	+	241	=	461	0	38	No
16:00 - 17:00	218	+	241	=	459	0	37	No
16:30 - 17:30	207	+	251	=	458	0	44	No
16:45 - 17:45	198	+	241	=	439	0	39	No
15:45 - 16:45	214	+	209	=	423	0	39	No
15:30 - 16:30	211	+	187	=	398	0	36	No
17:00 - 18:00	189	+	203	=	392	0	46	No
15:15 - 16:15	206	+	180	=	386	0	37	No
17:15 - 18:15	174	+	180	=	354	0	43	No
15:00 - 16:00	190	+	161	=	351	0	43	No
14:45 - 15:45	178	+	157	=	335	0	45	No
14:30 - 15:30	166	+	149	=	315	0	44	No

