


Date: 03/19/26

Count Number: TMC 2605

Location: CSAH 23
@ CR 19

Collection Period: 24 HR



5661

#2

CSAH 23

2636			
25	2611	0	0
E	F	G	H

3025

920

#1

461

459	0	D
	20	C
	0	B
	439	A

CR 19

3051

CSAH 23

P	O	N	M
1	436	3005	0
3442			

#4

6493

EXISTING LANES OF APPROACH				
	RIGHT TURN LANE	LEFT TURN LANE	THRU LANES	TOTAL
#1	1	0	0	1
#2	1	0	0	1
#3	0	0	0	0
#4	0	0	1	1

Anoka County
 Highway Department
 Traffic Volume and Turning
 Movement Study


Date: 03/19/26

Count Number: TMC 2605

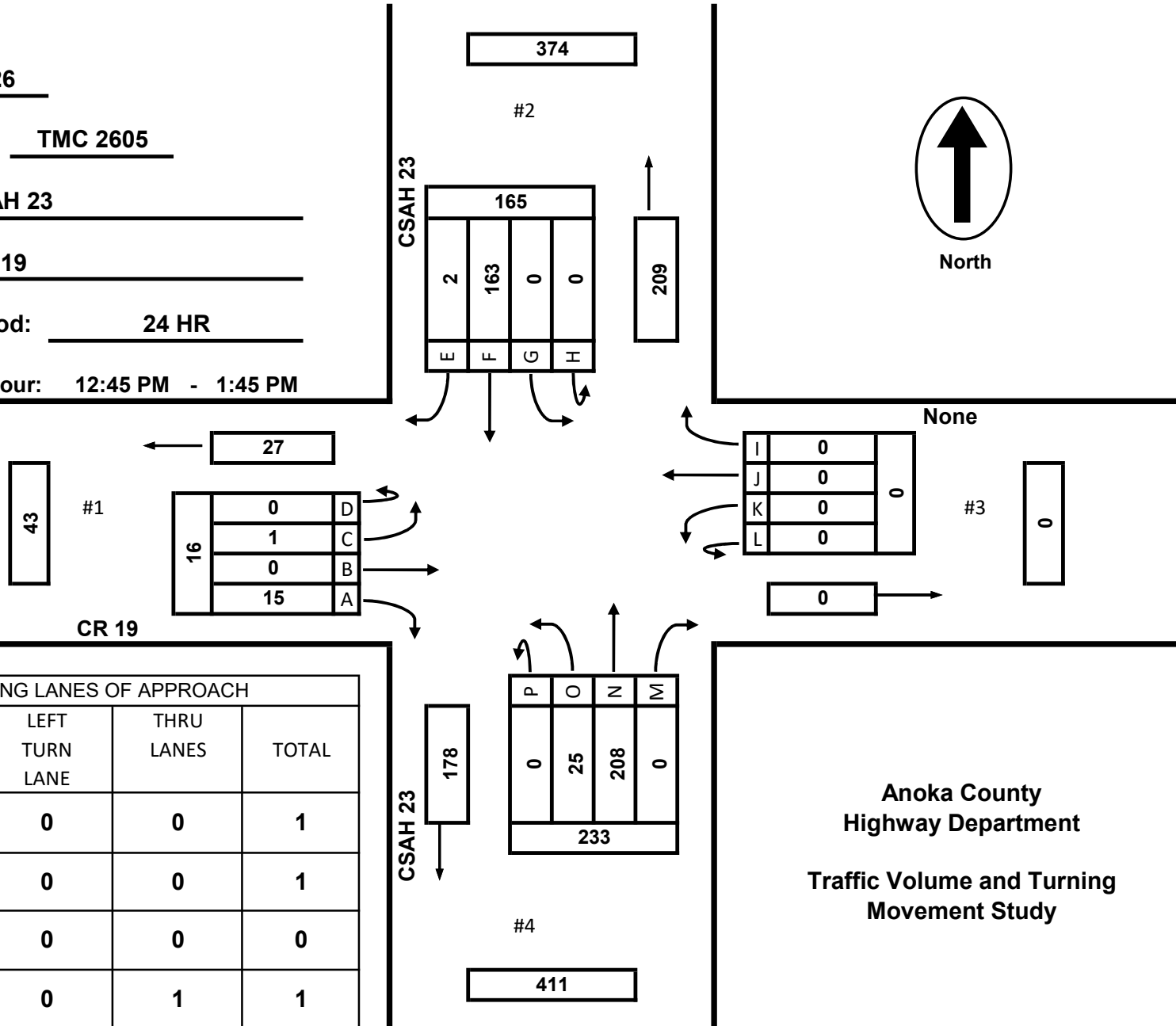
Location: CSAH 23
@ CR 19

Collection Period: 24 HR

Peak Hour: 12:45 PM - 1:45 PM



None



EXISTING LANES OF APPROACH				
	RIGHT TURN LANE	LEFT TURN LANE	THRU LANES	TOTAL
#1	1	0	0	1
#2	1	0	0	1
#3	0	0	0	0
#4	0	0	1	1

Anoka County
 Highway Department
 Traffic Volume and Turning
 Movement Study


Date: 03/19/26

Count Number: TMC 2605

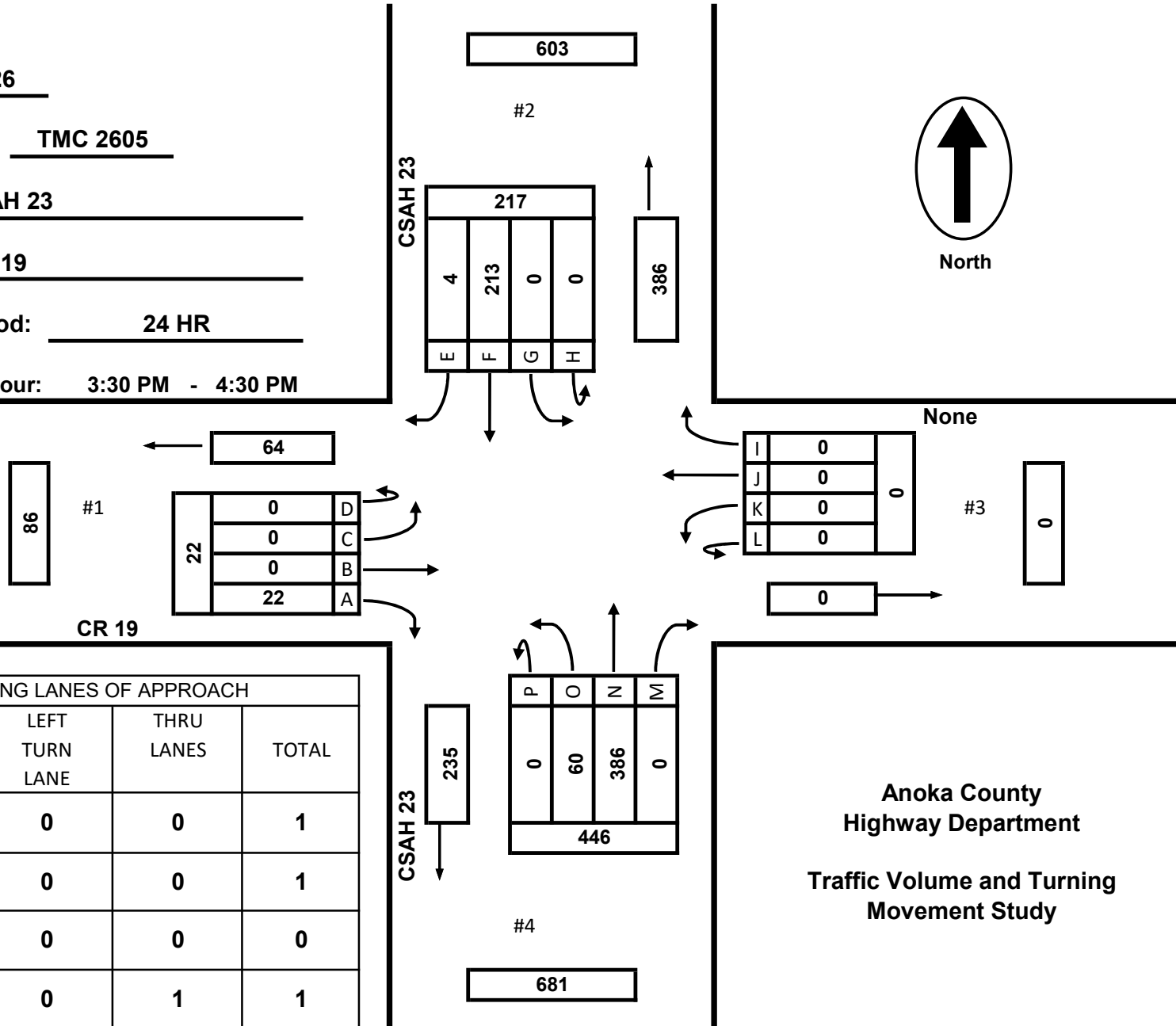
Location: CSAH 23
@ CR 19

Collection Period: 24 HR

Peak Hour: 3:30 PM - 4:30 PM



None



EXISTING LANES OF APPROACH				
	RIGHT TURN LANE	LEFT TURN LANE	THRU LANES	TOTAL
#1	1	0	0	1
#2	1	0	0	1
#3	0	0	0	0
#4	0	0	1	1

Anoka County
 Highway Department
 Traffic Volume and Turning
 Movement Study

TMC 2605 - CSAH 23 @ CR 19
Columbus MN
Thursday, March 19, 2026

Time	Southbound CSAH 23						Westbound None						Northbound CSAH 23						Eastbound CR 19						VEHICLE TOTAL						
	U Turns	Left Turns	Straight Through	Right Turns	Crosswalk Crossings	Vehicle Approach Total	U Turns	Left Turns	Straight Through	Right Turns	Crosswalk Crossings	Vehicle Approach Total	U Turns	Left Turns	Straight Through	Right Turns	Crosswalk Crossings	Vehicle Approach Total	U Turns	Left Turns	Straight Through	Right Turns	Crosswalk Crossings	Vehicle Approach Total							
12:00 AM	0	0	6	0	0	6	0	0	0	0	0	0	0	0	3	0	0	3	0	0	0	0	0	0	0	0	0	0	0	0	9
12:15 AM	0	0	2	0	0	2	0	0	0	0	0	0	0	1	4	0	0	5	0	0	0	0	0	0	0	0	0	0	0	0	7
12:30 AM	0	0	1	0	0	1	0	0	0	0	0	0	0	1	3	0	0	4	0	0	0	2	0	0	0	0	0	2	0	2	7
12:45 AM	0	0	1	0	0	1	0	0	0	0	0	0	0	1	3	0	0	4	0	0	0	0	0	0	0	0	0	0	0	0	5
Hourly Total	0	0	10	0	0	10	0	0	0	0	0	0	0	3	13	0	0	16	0	0	0	2	0	0	0	0	0	2	0	2	28
1:00 AM	0	0	14	0	0	14	0	0	0	0	0	0	0	0	0	0	0	0	0	0	0	0	0	0	0	0	0	0	0	0	14
1:15 AM	0	0	1	0	0	1	0	0	0	0	0	0	0	0	2	0	0	2	0	0	0	0	0	0	0	0	0	0	0	0	3
1:30 AM	0	0	2	0	0	2	0	0	0	0	0	0	0	0	0	0	0	0	0	0	0	2	0	0	0	0	0	2	0	4	4
1:45 AM	0	0	1	0	0	1	0	0	0	0	0	0	0	0	0	0	0	0	0	0	0	0	0	0	0	0	0	0	0	0	1
Hourly Total	0	0	18	0	0	18	0	0	0	0	0	0	0	0	2	0	0	2	0	0	0	2	0	0	0	0	0	2	0	2	22
2:00 AM	0	0	1	0	0	1	0	0	0	0	0	0	0	1	3	0	0	4	0	0	0	0	0	0	0	0	0	0	0	0	5
2:15 AM	0	0	1	0	0	1	0	0	0	0	0	0	0	0	1	0	0	1	0	0	0	0	0	0	0	0	0	0	0	0	2
2:30 AM	0	0	1	0	0	1	0	0	0	0	0	0	0	1	1	0	0	2	0	0	0	0	0	0	0	0	0	0	0	0	3
2:45 AM	0	0	1	0	0	1	0	0	0	0	0	0	0	0	2	0	0	2	0	0	0	0	0	0	0	0	0	0	0	0	3
Hourly Total	0	0	4	0	0	4	0	0	0	0	0	0	0	2	7	0	0	9	0	0	0	0	0	0	0	0	0	0	0	0	13
3:00 AM	0	0	2	0	0	2	0	0	0	0	0	0	0	1	2	0	0	3	0	0	0	1	0	0	0	0	0	1	0	1	6
3:15 AM	0	0	4	0	0	4	0	0	0	0	0	0	0	0	1	0	0	1	0	0	0	2	0	0	0	0	0	2	0	2	7
3:30 AM	0	0	4	0	0	4	0	0	0	0	0	0	0	0	4	0	0	4	0	0	0	0	0	0	0	0	0	0	0	0	8
3:45 AM	0	0	5	0	0	5	0	0	0	0	0	0	0	0	2	0	0	2	0	0	0	1	0	0	0	0	0	1	0	1	8
Hourly Total	0	0	15	0	0	15	0	0	0	0	0	0	0	1	9	0	0	10	0	0	0	4	0	0	0	0	0	4	0	4	29
4:00 AM	0	0	3	0	0	3	0	0	0	0	0	0	0	0	4	0	0	4	0	0	0	1	0	0	0	0	0	1	0	1	8
4:15 AM	0	0	5	0	0	5	0	0	0	0	0	0	0	0	1	0	0	1	0	0	0	3	0	0	0	0	0	3	0	3	9
4:30 AM	0	0	10	0	0	10	0	0	0	0	0	0	0	0	3	0	0	3	0	0	0	2	0	0	0	0	0	2	0	2	15
4:45 AM	0	0	10	0	0	10	0	0	0	0	0	0	0	0	4	0	0	4	0	0	0	4	0	0	0	0	0	4	0	4	18
Hourly Total	0	0	28	0	0	28	0	0	0	0	0	0	0	0	12	0	0	12	0	0	0	10	0	0	0	0	0	10	0	10	50
5:00 AM	0	0	12	0	0	12	0	0	0	0	0	0	0	0	4	0	0	4	0	0	0	7	0	0	0	0	0	7	0	7	23
5:15 AM	0	0	33	0	0	33	0	0	0	0	0	0	0	1	7	0	0	8	0	1	0	7	0	0	0	0	0	7	0	8	49
5:30 AM	0	0	34	0	0	34	0	0	0	0	0	0	0	0	6	0	0	6	0	0	0	9	0	0	0	0	0	9	0	9	49
5:45 AM	0	0	40	0	0	40	0	0	0	0	0	0	0	0	19	0	0	19	0	0	0	9	0	0	0	0	0	9	0	9	68
Hourly Total	0	0	119	0	0	119	0	0	0	0	0	0	0	1	36	0	0	37	0	1	0	32	0	0	0	0	0	33	0	33	189
6:00 AM	0	0	35	0	0	35	0	0	0	0	0	0	0	0	10	0	0	10	0	0	0	6	0	0	0	0	0	6	0	6	51
6:15 AM	0	0	51	1	0	52	0	0	0	0	0	0	0	0	14	0	0	14	0	1	0	11	0	0	0	0	0	11	0	12	78
6:30 AM	0	0	60	0	0	60	0	0	0	0	0	0	0	2	29	0	0	31	0	0	0	22	0	0	0	0	0	22	0	22	113
6:45 AM	0	0	75	2	0	77	0	0	0	0	0	0	0	1	33	0	0	34	0	0	0	26	0	0	0	0	0	26	0	26	137
Hourly Total	0	0	221	3	0	224	0	0	0	0	0	0	0	3	86	0	0	89	0	1	0	65	0	0	0	0	0	66	0	66	379
7:00 AM	0	0	50	1	0	51	0	0	0	0	0	0	0	0	28	0	0	28	0	0	0	14	0	0	0	0	0	14	0	14	93
7:15 AM	0	0	59	0	0	59	0	0	0	0	0	0	0	1	46	0	0	47	0	0	0	17	0	0	0	0	0	17	0	17	123
7:30 AM	0	0	64	0	0	64	0	0	0	0	0	0	0	2	43	0	0	45	0	0	0	14	0	0	0	0	0	14	0	14	123
7:45 AM	0	0	84	0	0	84	0	0	0	0	0	0	0	4	43	0	0	47	0	0	0	5	0	0	0	0	0	5	0	5	136
Hourly Total	0	0	257	1	0	258	0	0	0	0	0	0	0	7	160	0	0	167	0	0	0	50	0	0	0	0	0	50	0	50	475

TMC 2605 - CSAH 23 @ CR 19
Columbus MN
Thursday, March 19, 2026

Time	Southbound CSAH 23						Westbound None						Northbound CSAH 23						Eastbound CR 19						VEHICLE TOTAL
	U Turns	Left Turns	Straight Through	Right Turns	Crosswalk Crossings	Vehicle Approach Total	U Turns	Left Turns	Straight Through	Right Turns	Crosswalk Crossings	Vehicle Approach Total	U Turns	Left Turns	Straight Through	Right Turns	Crosswalk Crossings	Vehicle Approach Total	U Turns	Left Turns	Straight Through	Right Turns	Crosswalk Crossings	Vehicle Approach Total	
8:00 AM	0	0	33	0	0	33	0	0	0	0	0	0	0	2	27	0	0	29	0	1	0	11	0	12	74
8:15 AM	0	0	40	0	0	40	0	0	0	0	0	0	0	0	37	0	0	37	0	0	0	16	0	16	93
8:30 AM	0	0	44	0	0	44	0	0	0	0	0	0	0	8	39	0	0	47	0	1	0	9	0	10	101
8:45 AM	0	0	31	0	0	31	0	0	0	0	0	0	0	4	29	0	0	33	0	0	0	4	0	4	68
Hourly Total	0	0	148	0	0	148	0	0	0	0	0	0	0	14	132	0	0	146	0	2	0	40	0	42	336
9:00 AM	0	0	45	0	0	45	0	0	0	0	0	0	0	4	39	0	0	43	0	0	0	7	0	7	95
9:15 AM	0	0	29	0	0	29	0	0	0	0	0	0	0	9	29	0	0	38	0	0	0	8	0	8	75
9:30 AM	0	0	21	0	0	21	0	0	0	0	0	0	0	6	32	0	0	38	0	0	0	4	0	4	63
9:45 AM	0	0	29	0	0	29	0	0	0	0	0	0	0	9	34	0	0	43	0	0	0	8	0	8	80
Hourly Total	0	0	124	0	0	124	0	0	0	0	0	0	0	28	134	0	0	162	0	0	0	27	0	27	313
10:00 AM	0	0	24	1	0	25	0	0	0	0	0	0	0	3	38	0	0	41	0	1	0	4	0	5	71
10:15 AM	0	0	35	0	0	35	0	0	0	0	0	0	1	3	33	0	0	37	0	0	0	9	0	9	81
10:30 AM	0	0	34	0	0	34	0	0	0	0	0	0	0	3	35	0	0	38	0	1	0	3	0	4	76
10:45 AM	0	0	28	0	0	28	0	0	0	0	0	0	0	5	46	0	0	51	0	0	0	5	0	5	84
Hourly Total	0	0	121	1	0	122	0	0	0	0	0	0	1	14	152	0	0	167	0	2	0	21	0	23	312
11:00 AM	0	0	44	0	0	44	0	0	0	0	0	0	0	4	30	0	0	34	0	0	0	4	0	4	82
11:15 AM	0	0	34	0	0	34	0	0	0	0	0	0	0	7	35	0	0	42	0	0	0	8	0	8	84
11:30 AM	0	0	35	0	0	35	0	0	0	0	0	0	0	5	36	0	0	41	0	0	0	7	0	7	83
11:45 AM	0	0	35	0	0	35	0	0	0	0	0	0	0	10	42	0	0	52	0	1	0	5	0	6	93
Hourly Total	0	0	148	0	0	148	0	0	0	0	0	0	0	26	143	0	0	169	0	1	0	24	0	25	342
12:00 PM	0	0	33	0	0	33	0	0	0	0	0	0	0	7	58	0	0	65	0	0	0	8	0	8	106
12:15 PM	0	0	37	0	0	37	0	0	0	0	0	0	0	3	39	0	0	42	0	0	0	3	0	3	82
12:30 PM	0	0	51	0	0	51	0	0	0	0	0	0	0	1	41	0	0	42	0	2	0	7	0	9	102
12:45 PM	0	0	42	2	0	44	0	0	0	0	0	0	0	8	60	0	0	68	0	0	0	2	0	2	114
Hourly Total	0	0	163	2	0	165	0	0	0	0	0	0	0	19	198	0	0	217	0	2	0	20	0	22	404
1:00 PM	0	0	42	0	0	42	0	0	0	0	0	0	0	7	45	0	0	52	0	1	0	4	0	5	99
1:15 PM	0	0	37	0	0	37	0	0	0	0	0	0	0	6	47	0	0	53	0	0	0	4	0	4	94
1:30 PM	0	0	42	0	0	42	0	0	0	0	0	0	0	4	56	0	0	60	0	0	0	5	0	5	107
1:45 PM	0	0	37	1	0	38	0	0	0	0	0	0	0	4	46	0	0	50	0	0	0	3	0	3	91
Hourly Total	0	0	158	1	0	159	0	0	0	0	0	0	0	21	194	0	0	215	0	1	0	16	0	17	391
2:00 PM	0	0	30	0	0	30	0	0	0	0	0	0	0	4	52	0	0	56	0	1	0	5	0	6	92
2:15 PM	0	0	31	1	0	32	0	0	0	0	0	0	0	10	76	0	0	86	0	0	0	4	0	4	122
2:30 PM	0	0	53	1	0	54	0	0	0	0	0	0	0	8	69	0	0	77	0	1	0	5	0	6	137
2:45 PM	0	0	61	0	0	61	0	0	0	0	0	0	0	9	69	0	0	78	0	0	0	2	0	2	141
Hourly Total	0	0	175	2	0	177	0	0	0	0	0	0	0	31	266	0	0	297	0	2	0	16	0	18	492
3:00 PM	0	0	40	0	0	40	0	0	0	0	0	0	0	20	81	0	0	101	0	0	0	4	0	4	145
3:15 PM	0	0	58	0	0	58	0	0	0	0	0	0	0	18	78	0	0	96	0	1	0	4	0	5	159
3:30 PM	0	0	53	2	0	55	0	0	0	0	0	0	0	16	102	0	0	118	0	0	0	7	0	7	180
3:45 PM	0	0	52	1	0	53	0	0	0	0	0	0	0	11	105	0	0	116	0	0	0	7	0	7	176
Hourly Total	0	0	203	3	0	206	0	0	0	0	0	0	0	65	366	0	0	431	0	1	0	22	0	23	660

TMC 2605 - CSAH 23 @ CR 19
Columbus MN
Thursday, March 19, 2026

Time	Southbound CSAH 23						Westbound None						Northbound CSAH 23						Eastbound CR 19						VEHICLE TOTAL
	U Turns	Left Turns	Straight Through	Right Turns	Crosswalk Crossings	Vehicle Approach Total	U Turns	Left Turns	Straight Through	Right Turns	Crosswalk Crossings	Vehicle Approach Total	U Turns	Left Turns	Straight Through	Right Turns	Crosswalk Crossings	Vehicle Approach Total	U Turns	Left Turns	Straight Through	Right Turns	Crosswalk Crossings	Vehicle Approach Total	
4:00 PM	0	0	51	0	0	51	0	0	0	0	0	0	0	16	96	0	0	112	0	0	0	3	0	3	166
4:15 PM	0	0	57	1	0	58	0	0	0	0	0	0	0	17	83	0	0	100	0	0	0	5	0	5	163
4:30 PM	0	0	40	0	0	40	0	0	0	0	0	0	0	14	103	0	0	117	0	0	0	5	0	5	162
4:45 PM	0	0	65	0	0	65	0	0	0	0	0	0	0	16	87	0	0	103	0	0	0	7	0	7	175
Hourly Total	0	0	213	1	0	214	0	0	0	0	0	0	0	63	369	0	0	432	0	0	0	20	0	20	666
5:00 PM	0	0	47	1	0	48	0	0	0	0	0	0	0	21	87	0	0	108	0	0	0	8	0	8	164
5:15 PM	0	0	39	1	0	40	0	0	0	0	0	0	0	8	79	0	0	87	0	1	0	7	0	8	135
5:30 PM	0	0	34	0	0	34	0	0	0	0	0	0	0	13	65	0	0	78	0	0	0	7	0	7	119
5:45 PM	0	0	33	2	0	35	0	0	0	0	0	0	0	14	60	0	0	74	0	0	0	6	0	6	115
Hourly Total	0	0	153	4	0	157	0	0	0	0	0	0	0	56	291	0	0	347	0	1	0	28	0	29	533
6:00 PM	0	0	30	2	0	32	0	0	0	0	0	0	0	9	44	0	0	53	0	0	0	3	0	3	88
6:15 PM	0	0	18	1	0	19	0	0	0	0	0	0	0	8	38	0	0	46	0	0	0	6	0	6	71
6:30 PM	0	0	19	0	0	19	0	0	0	0	0	0	0	6	33	0	0	39	0	0	0	4	0	4	62
6:45 PM	0	0	22	0	0	22	0	0	0	0	0	0	0	4	28	0	0	32	0	0	0	3	0	3	57
Hourly Total	0	0	89	3	0	92	0	0	0	0	0	0	0	27	143	0	0	170	0	0	0	16	0	16	278
7:00 PM	0	0	20	1	0	21	0	0	0	0	0	0	0	4	25	0	0	29	0	0	0	4	0	4	54
7:15 PM	0	0	22	0	0	22	0	0	0	0	0	0	0	5	21	0	0	26	0	1	0	3	0	4	52
7:30 PM	0	0	14	0	0	14	0	0	0	0	0	0	0	6	23	0	0	29	0	0	0	3	0	3	46
7:45 PM	0	0	21	0	0	21	0	0	0	0	0	0	0	3	19	0	0	22	0	0	0	4	0	4	47
Hourly Total	0	0	77	1	0	78	0	0	0	0	0	0	0	18	88	0	0	106	0	1	0	14	0	15	199
8:00 PM	0	0	14	0	0	14	0	0	0	0	0	0	0	6	29	0	0	35	0	1	0	2	0	3	52
8:15 PM	0	0	17	0	0	17	0	0	0	0	0	0	0	2	17	0	0	19	0	3	0	2	0	5	41
8:30 PM	0	0	13	2	0	15	0	0	0	0	0	0	0	4	18	0	0	22	0	1	0	0	0	1	38
8:45 PM	0	0	17	0	0	17	0	0	0	0	0	0	0	6	13	0	0	19	0	0	0	0	0	0	36
Hourly Total	0	0	61	2	0	63	0	0	0	0	0	0	0	18	77	0	0	95	0	5	0	4	0	9	167
9:00 PM	0	0	14	0	0	14	0	0	0	0	0	0	0	1	13	0	0	14	0	0	0	2	0	2	30
9:15 PM	0	0	11	0	0	11	0	0	0	0	0	0	0	4	14	0	0	18	0	0	0	1	0	1	30
9:30 PM	0	0	11	0	0	11	0	0	0	0	0	0	0	1	16	0	0	17	0	0	0	2	0	2	30
9:45 PM	0	0	11	0	0	11	0	0	0	0	0	0	0	5	17	0	0	22	0	0	0	1	0	1	34
Hourly Total	0	0	47	0	0	47	0	0	0	0	0	0	0	11	60	0	0	71	0	0	0	6	0	6	124
10:00 PM	0	0	11	1	0	12	0	0	0	0	0	0	0	0	15	0	0	15	0	0	0	0	0	0	27
10:15 PM	0	0	8	0	0	8	0	0	0	0	0	0	0	2	11	0	0	13	0	0	0	0	0	0	21
10:30 PM	0	0	8	0	0	8	0	0	0	0	0	0	0	1	8	0	0	9	0	0	0	0	0	0	17
10:45 PM	0	0	9	0	0	9	0	0	0	0	0	0	0	2	10	0	0	12	0	0	0	0	0	0	21
Hourly Total	0	0	36	1	0	37	0	0	0	0	0	0	0	5	44	0	0	49	0	0	0	0	0	0	86
11:00 PM	0	0	6	0	0	6	0	0	0	0	0	0	0	1	8	0	0	9	0	0	0	0	0	0	15
11:15 PM	0	0	7	0	0	7	0	0	0	0	0	0	0	1	7	0	0	8	0	0	0	0	0	0	15
11:30 PM	0	0	2	0	0	2	0	0	0	0	0	0	0	1	5	0	0	6	0	0	0	0	0	0	8
11:45 PM	0	0	8	0	0	8	0	0	0	0	0	0	0	0	3	0	0	3	0	0	0	0	0	0	11
Hourly Total	0	0	23	0	0	23	0	0	0	0	0	0	0	3	23	0	0	26	0	0	0	0	0	0	49
DAILY TOTAL	0	0	2611	25	0	2636	0	0	0	0	0	0	1	436	3005	0	0	3442	0	20	0	439	0	459	6537
Cars	0	0	2456	24	0	2480	0	0	0	0	0	0	1	417	2870	0	0	3288	0	20	0	418	0	438	6206
Heavy Vehicles	0	0	155	1	0	156	0	0	0	0	0	0	0	19	135	0	0	154	0	0	0	21	0	21	331
Heavy Vehicle %	0.00%	0.00%	5.94%	4.00%	0.00%	5.92%	0.00%	0.00%	0.00%	0.00%	0.00%	0.00%	0.00%	4.36%	4.49%	0.00%	0.00%	4.47%	0.00%	0.00%	0.00%	4.78%	0.00%	4.58%	5.06%

TMC 2605 - CSAH 23 @ CR 19
Columbus MN
Thursday, March 19, 2026
AM Peak Hour (00:00 to 10:00)

Time	Southbound						Westbound						Northbound						Eastbound						VEHICLE TOTAL						
	U Turns	Left Turns	Straight Through	Right Turns	Crosswalk Crossings	Vehicle Approach Total	U Turns	Left Turns	Straight Through	Right Turns	Crosswalk Crossings	Vehicle Approach Total	U Turns	Left Turns	Straight Through	Right Turns	Crosswalk Crossings	Vehicle Approach Total	U Turns	Left Turns	Straight Through	Right Turns	Crosswalk Crossings	Vehicle Approach Total							
6:45 AM	0	0	75	2	0	77	0	0	0	0	0	0	0	1	33	0	0	34	0	0	0	26	0	26	0	0	0	14	0	14	137
7:00 AM	0	0	50	1	0	51	0	0	0	0	0	0	0	0	28	0	0	28	0	0	0	14	0	14	0	0	0	17	0	17	93
7:15 AM	0	0	59	0	0	59	0	0	0	0	0	0	0	1	46	0	0	47	0	0	0	17	0	17	0	0	0	14	0	14	123
7:30 AM	0	0	64	0	0	64	0	0	0	0	0	0	0	2	43	0	0	45	0	0	0	14	0	14	0	0	0	17	0	17	123
Peak Hour Total	0	0	248	3	0	251	0	0	0	0	0	0	0	4	150	0	0	154	0	0	0	71	0	71	0	0	0	1	0	1	476
Peak Hour Heavy Vehicle PHF	0.00%	0.00%	2.02%	33.33%	0.00%	2.39%	0.00%	0.00%	0.00%	0.00%	0.00%	0.00%	0.00%	0.00%	8.00%	0.00%	0.00%	7.79%	0.00%	0.00%	0.00%	1.41%	0.00%	1.41%	0.00%	0.00%	0.00%	0.683	0.00%	0.683	3.99%

Time	Southbound						Westbound						Northbound						Eastbound						VEHICLE TOTAL						
	U Turns	Left Turns	Straight Through	Right Turns	Crosswalk Crossings	Vehicle Approach Total	U Turns	Left Turns	Straight Through	Right Turns	Crosswalk Crossings	Vehicle Approach Total	U Turns	Left Turns	Straight Through	Right Turns	Crosswalk Crossings	Vehicle Approach Total	U Turns	Left Turns	Straight Through	Right Turns	Crosswalk Crossings	Vehicle Approach Total							
12:45 PM	0	0	42	2	0	44	0	0	0	0	0	0	0	8	60	0	0	68	0	0	0	2	0	2	0	0	0	5	0	5	114
1:00 PM	0	0	42	0	0	42	0	0	0	0	0	0	0	7	45	0	0	52	0	1	0	4	0	5	0	0	0	4	0	4	99
1:15 PM	0	0	37	0	0	37	0	0	0	0	0	0	0	6	47	0	0	53	0	0	0	4	0	4	0	0	0	5	0	5	94
1:30 PM	0	0	42	0	0	42	0	0	0	0	0	0	0	4	56	0	0	60	0	0	0	5	0	5	0	0	0	1	0	1	107
Peak Hour Total	0	0	163	2	0	165	0	0	0	0	0	0	0	25	208	0	0	233	0	1	0	15	0	16	0	0	0	6.25%	0.00%	6.25%	414
Peak Hour Heavy Vehicle PHF	0.00%	0.00%	11.66%	0.00%	0.00%	11.52%	0.00%	0.00%	0.00%	0.00%	0.00%	0.00%	0.00%	8.00%	6.25%	0.00%	0.00%	6.44%	0.00%	0.00%	0.00%	0.750	0.00%	0.750	0.00%	0.00%	0.00%	0.800	0.00%	0.800	8.45%

Time	Southbound						Westbound						Northbound						Eastbound						VEHICLE TOTAL						
	U Turns	Left Turns	Straight Through	Right Turns	Crosswalk Crossings	Vehicle Approach Total	U Turns	Left Turns	Straight Through	Right Turns	Crosswalk Crossings	Vehicle Approach Total	U Turns	Left Turns	Straight Through	Right Turns	Crosswalk Crossings	Vehicle Approach Total	U Turns	Left Turns	Straight Through	Right Turns	Crosswalk Crossings	Vehicle Approach Total							
3:30 PM	0	0	53	2	0	55	0	0	0	0	0	0	0	16	102	0	0	118	0	0	0	7	0	7	0	0	0	7	0	7	180
3:45 PM	0	0	52	1	0	53	0	0	0	0	0	0	0	11	105	0	0	116	0	0	0	7	0	7	0	0	0	3	0	3	176
4:00 PM	0	0	51	0	0	51	0	0	0	0	0	0	0	16	96	0	0	112	0	0	0	3	0	3	0	0	0	5	0	5	166
4:15 PM	0	0	57	1	0	58	0	0	0	0	0	0	0	17	83	0	0	100	0	0	0	5	0	5	0	0	0	2	0	2	163
Peak Hour Total	0	0	213	4	0	217	0	0	0	0	0	0	0	60	386	0	0	446	0	0	0	22	0	22	0	0	0	0.786	0.00%	0.786	685
Peak Hour Heavy Vehicle PHF	0.00%	0.00%	7.51%	0.00%	0.00%	7.37%	0.00%	0.00%	0.00%	0.00%	0.00%	0.00%	0.00%	5.00%	1.81%	0.00%	0.00%	2.24%	0.00%	0.00%	0.00%	9.09%	0.00%	9.09%	0.00%	0.00%	0.00%	0.786	0.00%	0.786	4.09%

Total Vehicles On Leg		5661	
Vehicles Entering Intersection		3025	
Vehicles Exiting Intersection		3025	
Cars	24	2456	0
Heavy	1	155	0
Total	25	2611	0

Total Vehicles on Leg 920	Vehicles Entering Intersect	459	Eastbound	Cars	0	0	0
	Vehicles Exiting Intersect	461		Heavy	0	0	0
				Total	20	0	20
					0	0	0
				418	21	439	

Daily Volumes

Cars	0	1	417	2870	0
Heavy	0	0	19	135	0
Total	0	1	436	3005	0
Vehicles Entering Intersection		3051		Vehicles Exiting Intersection	
Total Vehicles On Leg		6493			

Cars	0	0	0	Westbound	Vehicles Entering Intersect	0	Total Vehicles on Leg 0
Heavy	0	0	0		Vehicles Exiting Intersect	0	
Total	0	0	0				
	0	0	0				

TMC 2605 - CSAH 23 @ CR 19
Columbus MN
Thursday, March 19, 2026

Time	Southbound Heavy CSAH 23						Westbound Heavy None						Northbound Heavy CSAH 23						Eastbound Heavy CR 19						VEHICLE TOTAL						
	U Turns	Left Turns	Straight Through	Right Turns	Crosswalk Crossings	Vehicle Approach Total	U Turns	Left Turns	Straight Through	Right Turns	Crosswalk Crossings	Vehicle Approach Total	U Turns	Left Turns	Straight Through	Right Turns	Crosswalk Crossings	Vehicle Approach Total	U Turns	Left Turns	Straight Through	Right Turns	Crosswalk Crossings	Vehicle Approach Total							
12:00 AM	0	0	0	0	0	0	0	0	0	0	0	0	0	0	0	0	0	0	0	0	0	0	0	0	0	0	0	0	0	0	0
12:15 AM	0	0	0	0	0	0	0	0	0	0	0	0	0	0	0	0	0	0	0	0	0	0	0	0	0	0	0	0	0	0	0
12:30 AM	0	0	0	0	0	0	0	0	0	0	0	0	0	0	0	0	0	0	0	0	0	0	0	0	0	0	0	0	0	0	0
12:45 AM	0	0	0	0	0	0	0	0	0	0	0	0	0	0	0	0	0	0	0	0	0	0	0	0	0	0	0	0	0	0	0
Hourly 'Heavy Vehicles'	0	0	0	0	0	0	0	0	0	0	0	0	0	0	0	0	0	0	0	0	0	0	0	0	0	0	0	0	0	0	0
1:00 AM	0	0	2	0	0	2	0	0	0	0	0	0	0	0	0	0	0	0	0	0	0	0	0	0	0	0	0	0	0	0	2
1:15 AM	0	0	0	0	0	0	0	0	0	0	0	0	0	0	0	0	0	0	0	0	0	0	0	0	0	0	0	0	0	0	0
1:30 AM	0	0	0	0	0	0	0	0	0	0	0	0	0	0	0	0	0	0	0	0	0	0	0	0	0	0	0	0	0	0	0
1:45 AM	0	0	0	0	0	0	0	0	0	0	0	0	0	0	0	0	0	0	0	0	0	0	0	0	0	0	0	0	0	0	0
Hourly 'Heavy Vehicles'	0	0	2	0	0	2	0	0	0	0	0	0	0	0	0	0	0	0	0	0	0	0	0	0	0	0	0	0	0	0	2
2:00 AM	0	0	0	0	0	0	0	0	0	0	0	0	0	0	0	0	0	0	0	0	0	0	0	0	0	0	0	0	0	0	0
2:15 AM	0	0	0	0	0	0	0	0	0	0	0	0	0	0	0	0	0	0	0	0	0	0	0	0	0	0	0	0	0	0	0
2:30 AM	0	0	0	0	0	0	0	0	0	0	0	0	0	0	0	0	0	0	0	0	0	0	0	0	0	0	0	0	0	0	0
2:45 AM	0	0	0	0	0	0	0	0	0	0	0	0	0	0	0	0	0	0	0	0	0	0	0	0	0	0	0	0	0	0	0
Hourly 'Heavy Vehicles'	0	0	0	0	0	0	0	0	0	0	0	0	0	0	0	0	0	0	0	0	0	0	0	0	0	0	0	0	0	0	0
3:00 AM	0	0	0	0	0	0	0	0	0	0	0	0	0	0	0	0	0	0	0	0	0	0	0	0	0	0	0	0	0	0	0
3:15 AM	0	0	1	0	0	1	0	0	0	0	0	0	0	0	0	0	0	0	0	0	0	0	0	0	0	0	0	0	0	0	1
3:30 AM	0	0	0	0	0	0	0	0	0	0	0	0	0	0	0	0	0	0	0	0	0	0	0	0	0	0	0	0	0	0	0
3:45 AM	0	0	0	0	0	0	0	0	0	0	0	0	0	0	0	0	0	0	0	0	0	0	0	0	0	0	0	0	0	0	0
Hourly 'Heavy Vehicles'	0	0	1	0	0	1	0	0	0	0	0	0	0	0	0	0	0	0	0	0	0	0	0	0	0	0	0	0	0	0	1
4:00 AM	0	0	0	0	0	0	0	0	0	0	0	0	0	0	0	0	0	0	0	0	0	0	0	0	0	0	0	0	0	0	0
4:15 AM	0	0	0	0	0	0	0	0	0	0	0	0	0	0	0	0	0	0	0	0	0	0	0	0	0	0	0	0	0	0	0
4:30 AM	0	0	0	0	0	0	0	0	0	0	0	0	0	0	0	0	0	0	0	0	0	0	0	0	0	0	0	0	0	0	0
4:45 AM	0	0	0	0	0	0	0	0	0	0	0	0	0	0	0	0	0	0	0	0	0	0	0	0	0	0	0	0	0	0	0
Hourly 'Heavy Vehicles'	0	0	0	0	0	0	0	0	0	0	0	0	0	0	0	0	0	0	0	0	0	0	0	0	0	0	0	0	0	0	0
5:00 AM	0	0	0	0	0	0	0	0	0	0	0	0	0	0	0	0	0	0	0	0	0	0	0	0	0	0	0	0	0	0	0
5:15 AM	0	0	0	0	0	0	0	0	0	0	0	0	0	0	2	0	0	2	0	0	0	0	0	0	0	0	0	0	0	0	2
5:30 AM	0	0	1	0	0	1	0	0	0	0	0	0	0	0	1	0	0	1	0	0	0	0	0	0	0	0	0	0	0	0	2
5:45 AM	0	0	1	0	0	1	0	0	0	0	0	0	0	0	1	0	0	1	0	0	0	0	0	0	0	0	0	0	0	0	2
Hourly 'Heavy Vehicles'	0	0	2	0	0	2	0	0	0	0	0	0	0	0	4	0	0	4	0	0	0	0	0	0	0	0	0	0	0	0	6
6:00 AM	0	0	1	0	0	1	0	0	0	0	0	0	0	0	2	0	0	2	0	0	0	1	0	1	0	0	0	0	0	1	4
6:15 AM	0	0	4	0	0	4	0	0	0	0	0	0	0	0	1	0	0	1	0	0	0	0	0	0	0	0	0	0	0	0	5
6:30 AM	0	0	1	0	0	1	0	0	0	0	0	0	0	0	1	0	0	1	0	0	0	0	0	0	0	0	0	0	0	0	2
6:45 AM	0	0	0	0	0	0	0	0	0	0	0	0	0	0	2	0	0	2	0	0	0	0	0	0	0	0	0	0	0	0	2
Hourly 'Heavy Vehicles'	0	0	6	0	0	6	0	0	0	0	0	0	0	0	6	0	0	6	0	0	0	1	0	1	0	0	0	0	0	1	13
7:00 AM	0	0	3	1	0	4	0	0	0	0	0	0	0	0	4	0	0	4	0	0	0	0	0	0	0	0	0	0	0	0	8
7:15 AM	0	0	1	0	0	1	0	0	0	0	0	0	0	0	3	0	0	3	0	0	0	1	0	1	0	0	0	0	0	1	5
7:30 AM	0	0	1	0	0	1	0	0	0	0	0	0	0	0	3	0	0	3	0	0	0	0	0	0	0	0	0	0	0	0	4
7:45 AM	0	0	7	0	0	7	0	0	0	0	0	0	0	0	4	0	0	4	0	0	0	0	0	0	0	0	0	0	0	0	11
Hourly 'Heavy Vehicles'	0	0	12	1	0	13	0	0	0	0	0	0	0	0	14	0	0	14	0	0	0	1	0	1	0	0	0	0	0	1	28

TMC 2605 - CSAH 23 @ CR 19
Columbus MN
Thursday, March 19, 2026

Time	Southbound Heavy CSAH 23						Westbound Heavy None						Northbound Heavy CSAH 23						Eastbound Heavy CR 19						VEHICLE 'Heavy Vehicles'
	U Turns	Left Turns	Straight Through	Right Turns	Crosswalk Crossings	Vehicle Approach 'Heavy Vehicles'	U Turns	Left Turns	Straight Through	Right Turns	Crosswalk Crossings	Vehicle Approach 'Heavy Vehicles'	U Turns	Left Turns	Straight Through	Right Turns	Crosswalk Crossings	Vehicle Approach 'Heavy Vehicles'	U Turns	Left Turns	Straight Through	Right Turns	Crosswalk Crossings	Vehicle Approach 'Heavy Vehicles'	
8:00 AM	0	0	2	0	0	2	0	0	0	0	0	0	0	0	2	0	0	2	0	0	0	0	0	0	4
8:15 AM	0	0	5	0	0	5	0	0	0	0	0	0	0	0	3	0	0	3	0	0	0	1	0	1	9
8:30 AM	0	0	2	0	0	2	0	0	0	0	0	0	0	1	2	0	0	3	0	0	0	0	0	0	5
8:45 AM	0	0	3	0	0	3	0	0	0	0	0	0	0	0	1	0	0	1	0	0	0	0	0	0	4
Hourly 'Heavy Vehicles'	0	0	12	0	0	12	0	0	0	0	0	0	0	1	8	0	0	9	0	0	0	1	0	1	22
9:00 AM	0	0	5	0	0	5	0	0	0	0	0	0	0	0	12	0	0	12	0	0	0	1	0	1	18
9:15 AM	0	0	2	0	0	2	0	0	0	0	0	0	0	1	2	0	0	3	0	0	0	0	0	0	5
9:30 AM	0	0	3	0	0	3	0	0	0	0	0	0	0	1	2	0	0	3	0	0	0	0	0	0	6
9:45 AM	0	0	2	0	0	2	0	0	0	0	0	0	0	2	3	0	0	5	0	0	0	1	0	1	8
Hourly 'Heavy Vehicles'	0	0	12	0	0	12	0	0	0	0	0	0	0	4	19	0	0	23	0	0	0	2	0	2	37
10:00 AM	0	0	5	0	0	5	0	0	0	0	0	0	0	0	4	0	0	4	0	0	0	1	0	1	10
10:15 AM	0	0	3	0	0	3	0	0	0	0	0	0	0	0	4	0	0	4	0	0	0	1	0	1	8
10:30 AM	0	0	3	0	0	3	0	0	0	0	0	0	0	0	2	0	0	2	0	0	0	0	0	0	5
10:45 AM	0	0	1	0	0	1	0	0	0	0	0	0	0	1	2	0	0	3	0	0	0	0	0	0	4
Hourly 'Heavy Vehicles'	0	0	12	0	0	12	0	0	0	0	0	0	0	1	12	0	0	13	0	0	0	2	0	2	27
11:00 AM	0	0	5	0	0	5	0	0	0	0	0	0	0	1	3	0	0	4	0	0	0	1	0	1	10
11:15 AM	0	0	2	0	0	2	0	0	0	0	0	0	0	0	2	0	0	2	0	0	0	4	0	4	8
11:30 AM	0	0	4	0	0	4	0	0	0	0	0	0	0	0	3	0	0	3	0	0	0	0	0	0	7
11:45 AM	0	0	4	0	0	4	0	0	0	0	0	0	0	0	3	0	0	3	0	0	0	0	0	0	7
Hourly 'Heavy Vehicles'	0	0	15	0	0	15	0	0	0	0	0	0	0	1	11	0	0	12	0	0	0	5	0	5	32
12:00 PM	0	0	1	0	0	1	0	0	0	0	0	0	0	1	6	0	0	7	0	0	0	0	0	0	8
12:15 PM	0	0	2	0	0	2	0	0	0	0	0	0	0	0	5	0	0	5	0	0	0	1	0	1	8
12:30 PM	0	0	8	0	0	8	0	0	0	0	0	0	0	0	4	0	0	4	0	0	0	0	0	0	12
12:45 PM	0	0	7	0	0	7	0	0	0	0	0	0	0	2	4	0	0	6	0	0	0	0	0	0	13
Hourly 'Heavy Vehicles'	0	0	18	0	0	18	0	0	0	0	0	0	0	3	19	0	0	22	0	0	0	1	0	1	41
1:00 PM	0	0	2	0	0	2	0	0	0	0	0	0	0	0	6	0	0	6	0	0	0	0	0	0	8
1:15 PM	0	0	1	0	0	1	0	0	0	0	0	0	0	0	2	0	0	2	0	0	0	0	0	0	3
1:30 PM	0	0	9	0	0	9	0	0	0	0	0	0	0	0	1	0	0	1	0	0	0	1	0	1	11
1:45 PM	0	0	3	0	0	3	0	0	0	0	0	0	0	0	4	0	0	4	0	0	0	0	0	0	7
Hourly 'Heavy Vehicles'	0	0	15	0	0	15	0	0	0	0	0	0	0	0	13	0	0	13	0	0	0	1	0	1	29
2:00 PM	0	0	6	0	0	6	0	0	0	0	0	0	0	0	0	0	0	0	0	0	0	1	0	1	7
2:15 PM	0	0	2	0	0	2	0	0	0	0	0	0	0	0	3	0	0	3	0	0	0	0	0	0	5
2:30 PM	0	0	4	0	0	4	0	0	0	0	0	0	0	0	2	0	0	2	0	0	0	0	0	0	6
2:45 PM	0	0	6	0	0	6	0	0	0	0	0	0	0	0	3	0	0	3	0	0	0	0	0	0	9
Hourly 'Heavy Vehicles'	0	0	18	0	0	18	0	0	0	0	0	0	0	0	8	0	0	8	0	0	0	1	0	1	27
3:00 PM	0	0	4	0	0	4	0	0	0	0	0	0	0	3	2	0	0	5	0	0	0	0	0	0	9
3:15 PM	0	0	3	0	0	3	0	0	0	0	0	0	0	0	1	0	0	1	0	0	0	1	0	1	5
3:30 PM	0	0	5	0	0	5	0	0	0	0	0	0	0	0	3	0	0	3	0	0	0	0	0	0	8
3:45 PM	0	0	5	0	0	5	0	0	0	0	0	0	0	2	0	0	0	2	0	0	0	2	0	2	9
Hourly 'Heavy Vehicles'	0	0	17	0	0	17	0	0	0	0	0	0	0	5	6	0	0	11	0	0	0	3	0	3	31

TMC 2605 - CSAH 23 @ CR 19
Columbus MN
Thursday, March 19, 2026

Time	Southbound Heavy CSAH 23						Westbound Heavy None						Northbound Heavy CSAH 23						Eastbound Heavy CR 19						VEHICLE 'Heavy Vehicles'
	U Turns	Left Turns	Straight Through	Right Turns	Crosswalk Crossings	Vehicle Approach 'Heavy Vehicles'	U Turns	Left Turns	Straight Through	Right Turns	Crosswalk Crossings	Vehicle Approach 'Heavy Vehicles'	U Turns	Left Turns	Straight Through	Right Turns	Crosswalk Crossings	Vehicle Approach 'Heavy Vehicles'	U Turns	Left Turns	Straight Through	Right Turns	Crosswalk Crossings	Vehicle Approach 'Heavy Vehicles'	
4:00 PM	0	0	5	0	0	5	0	0	0	0	0	0	0	1	2	0	0	3	0	0	0	0	0	0	8
4:15 PM	0	0	1	0	0	1	0	0	0	0	0	0	0	0	2	0	0	2	0	0	0	0	0	0	3
4:30 PM	0	0	0	0	0	0	0	0	0	0	0	0	0	0	1	0	0	1	0	0	0	2	0	2	3
4:45 PM	0	0	0	0	0	0	0	0	0	0	0	0	0	0	1	0	0	1	0	0	0	0	0	0	1
Hourly 'Heavy Vehicles'	0	0	6	0	0	6	0	0	0	0	0	0	0	1	6	0	0	7	0	0	0	2	0	2	15
5:00 PM	0	0	1	0	0	1	0	0	0	0	0	0	0	0	2	0	0	2	0	0	0	0	0	0	3
5:15 PM	0	0	1	0	0	1	0	0	0	0	0	0	0	0	0	0	0	0	0	0	0	0	0	0	1
5:30 PM	0	0	2	0	0	2	0	0	0	0	0	0	0	2	1	0	0	3	0	0	0	1	0	1	6
5:45 PM	0	0	0	0	0	0	0	0	0	0	0	0	0	1	1	0	0	2	0	0	0	0	0	0	2
Hourly 'Heavy Vehicles'	0	0	4	0	0	4	0	0	0	0	0	0	0	3	4	0	0	7	0	0	0	1	0	1	12
6:00 PM	0	0	0	0	0	0	0	0	0	0	0	0	0	0	0	0	0	0	0	0	0	0	0	0	0
6:15 PM	0	0	0	0	0	0	0	0	0	0	0	0	0	0	0	0	0	0	0	0	0	0	0	0	0
6:30 PM	0	0	0	0	0	0	0	0	0	0	0	0	0	0	0	0	0	0	0	0	0	0	0	0	0
6:45 PM	0	0	0	0	0	0	0	0	0	0	0	0	0	0	0	0	0	0	0	0	0	0	0	0	0
Hourly 'Heavy Vehicles'	0	0	0	0	0	0	0	0	0	0	0	0	0	0	0	0	0	0	0	0	0	0	0	0	0
7:00 PM	0	0	0	0	0	0	0	0	0	0	0	0	0	0	0	0	0	0	0	0	0	0	0	0	0
7:15 PM	0	0	1	0	0	1	0	0	0	0	0	0	0	0	0	0	0	0	0	0	0	0	0	0	1
7:30 PM	0	0	0	0	0	0	0	0	0	0	0	0	0	0	0	0	0	0	0	0	0	0	0	0	0
7:45 PM	0	0	0	0	0	0	0	0	0	0	0	0	0	0	0	0	0	0	0	0	0	0	0	0	0
Hourly 'Heavy Vehicles'	0	0	1	0	0	1	0	0	0	0	0	0	0	0	0	0	0	0	0	0	0	0	0	0	1
8:00 PM	0	0	0	0	0	0	0	0	0	0	0	0	0	0	1	0	0	1	0	0	0	0	0	0	1
8:15 PM	0	0	0	0	0	0	0	0	0	0	0	0	0	0	2	0	0	2	0	0	0	0	0	0	2
8:30 PM	0	0	1	0	0	1	0	0	0	0	0	0	0	0	1	0	0	1	0	0	0	0	0	0	2
8:45 PM	0	0	0	0	0	0	0	0	0	0	0	0	0	0	0	0	0	0	0	0	0	0	0	0	0
Hourly 'Heavy Vehicles'	0	0	1	0	0	1	0	0	0	0	0	0	0	0	4	0	0	4	0	0	0	0	0	0	5
9:00 PM	0	0	0	0	0	0	0	0	0	0	0	0	0	0	0	0	0	0	0	0	0	0	0	0	0
9:15 PM	0	0	0	0	0	0	0	0	0	0	0	0	0	0	0	0	0	0	0	0	0	0	0	0	0
9:30 PM	0	0	0	0	0	0	0	0	0	0	0	0	0	0	1	0	0	1	0	0	0	0	0	0	1
9:45 PM	0	0	0	0	0	0	0	0	0	0	0	0	0	0	0	0	0	0	0	0	0	0	0	0	0
Hourly 'Heavy Vehicles'	0	0	0	0	0	0	0	0	0	0	0	0	0	0	1	0	0	1	0	0	0	0	0	0	1
10:00 PM	0	0	0	0	0	0	0	0	0	0	0	0	0	0	0	0	0	0	0	0	0	0	0	0	0
10:15 PM	0	0	0	0	0	0	0	0	0	0	0	0	0	0	0	0	0	0	0	0	0	0	0	0	0
10:30 PM	0	0	0	0	0	0	0	0	0	0	0	0	0	0	0	0	0	0	0	0	0	0	0	0	0
10:45 PM	0	0	1	0	0	1	0	0	0	0	0	0	0	0	0	0	0	0	0	0	0	0	0	0	1
Hourly 'Heavy Vehicles'	0	0	1	0	0	1	0	0	0	0	0	0	0	0	0	0	0	0	0	0	0	0	0	0	1
11:00 PM	0	0	0	0	0	0	0	0	0	0	0	0	0	0	0	0	0	0	0	0	0	0	0	0	0
11:15 PM	0	0	0	0	0	0	0	0	0	0	0	0	0	0	0	0	0	0	0	0	0	0	0	0	0
11:30 PM	0	0	0	0	0	0	0	0	0	0	0	0	0	0	0	0	0	0	0	0	0	0	0	0	0
11:45 PM	0	0	0	0	0	0	0	0	0	0	0	0	0	0	0	0	0	0	0	0	0	0	0	0	0
Hourly 'Heavy Vehicles'	0	0	0	0	0	0	0	0	0	0	0	0	0	0	0	0	0	0	0	0	0	0	0	0	0
DAILY 'Heavy Vehicles'	0	0	155	1	0	156	0	0	0	0	0	0	0	19	135	0	0	154	0	0	0	21	0	21	331

ANOKA COUNTY HIGHWAY

PC-WARRANTS

TRAFFIC SIGNAL WARRANT ANALYSIS

Study Name: TMC 2605

Study Date : 05/29/2026

Signal Warrants - Summary

Major Street Approaches

Northbound: CSAH 23

Number of Lanes : 1

Total Approach Volume: 3,442

Southbound: CSAH 23

Number of Lanes : 1

Total Approach Volume: 2,636

Minor Street Approaches

Eastbound: CR 19

Number of Lanes : 1

Total Approach Volume: 459

Westbound: None

Number of Lanes : 1

Total Approach Volume: 0

Warrant Summary (Rural Values Apply)

Warrant 1 - Eight Hour Vehicular Volumes.....Not Satisfied

Warrant 1A - Minimum Vehicular Volume.....Not Satisfied

Required volumes reached for 1 hours, 8 are needed

Warrant 1B - Interruption of Continuous Traffic.....Not Satisfied

Required volumes reached for 3 hours, 8 are needed

Warrant 1C - Combination of Warrants.....Not Satisfied

Required 1A volumes reached for 2 hours, 8 are needed

Required 1B volumes reached for 6 hours, 8 are needed

Warrant 2 - Four Hour Volumes.....Not Satisfied

Number of hours (0) volumes exceed minimum < minimum required (4).

Warrant 3 - Peak Hour.....Not Satisfied

Warrant 3A - Peak Hour Delay.....Not Satisfied

Approach volumes on minor street don't exceed minimums for any one hour period. Delay data not evaluated.

Warrant 3B - Peak Hour Volumes.....Not Satisfied

Volumes do not exceed minimums for any one hour period.

Warrant 4 - Pedestrian Volumes.....Not Evaluated

Warrant 5 - School Crossing.....Not Evaluated

Warrant 6 - Coordinated Signal System.....Not Evaluated

Warrant 7 - Crash Experience.....Not Evaluated

Warrant 8 - Roadway Network.....Not Evaluated

Warrant 9 - Intersection Near a Grade Crossing.....Not Evaluated

ANOKA COUNTY HIGHWAY

PC-WARRANTS

TRAFFIC SIGNAL WARRANT ANALYSIS

Study Name: TMC 2605

Study Date : 05/29/2026

Warrant 1A - Minimum Volumes

Description

Intended for sites where the volume of intersecting traffic is the principal reason for consideration of a signal installation.

Summary

Only 1 one hour periods meet minimums.
Warrant is NOT met.

Site Data Required

Rural Settings Apply = **True**
Number of Major Lanes = **1**
Number of Minor Lanes = **1**

Volume Requirements

Rural Factor of 70 % applied
Veh/Hr Major = **210**

Veh/Hr Minor = **63**

Time	Major Road				Total	Minor Road		Met?
	Major NB	+	Major SB	=		Minor EB	Minor WB	
06:00 - 07:00	89	+	224	=	313	66	0	Yes
15:30 - 16:30	446	+	217	=	663	22	0	No
15:15 - 16:15	442	+	217	=	659	22	0	No
15:45 - 16:45	445	+	202	=	647	20	0	No
16:00 - 17:00	432	+	214	=	646	20	0	No
16:15 - 17:15	428	+	211	=	639	25	0	No
15:00 - 16:00	431	+	206	=	637	23	0	No
16:30 - 17:30	415	+	193	=	608	28	0	No
14:45 - 15:45	393	+	214	=	607	18	0	No
14:30 - 15:30	352	+	213	=	565	17	0	No
16:45 - 17:45	376	+	187	=	563	30	0	No
14:15 - 15:15	342	+	187	=	529	16	0	No
17:00 - 18:00	347	+	157	=	504	29	0	No
14:00 - 15:00	297	+	177	=	474	18	0	No
17:15 - 18:15	292	+	141	=	433	24	0	No
07:00 - 08:00	167	+	258	=	425	50	0	No
13:45 - 14:45	269	+	154	=	423	19	0	No
07:15 - 08:15	168	+	240	=	408	48	0	No
12:45 - 13:45	233	+	165	=	398	16	0	No
13:30 - 14:30	252	+	142	=	394	18	0	No
12:30 - 13:30	215	+	174	=	389	20	0	No
12:00 - 13:00	217	+	165	=	382	22	0	No
07:30 - 08:30	158	+	221	=	379	47	0	No
12:15 - 13:15	204	+	174	=	378	19	0	No
13:00 - 14:00	215		159		374	17	0	No

ANOKA COUNTY HIGHWAY

PC-WARRANTS

TRAFFIC SIGNAL WARRANT ANALYSIS

Study Name: TMC 2605

Study Date : 05/29/2026

Warrant 1C Combination of Warrants

Description

Intended for sites where the traffic volumes don't meet individual warrants but where Warrants 1A and 1B are both met to 80% of their stated values.

Summary

Only 2 hours meet 1A minimums.
Only 6 hours meet 1B minimums.
Warrant is NOT met.

Site Data Required

Rural Settings Apply = **True**
Number of Major Lanes = **1**
Number of Minor Lanes = **1**

Volume Requirements

Rural Factor of 70% applied
Warrant 1A 1B
Veh/Hr Major = **168 252**

Veh/Hr Minor = **50 25**

Major Road CSAH 23

Minor Road CR 19

Time	Major NB	+	Major SB	=	Total	Minor EB	Minor WB	Met1A?
07:00 - 08:00	167	+	258	=	425	50	0	Yes
06:00 - 07:00	89	+	224	=	313	66	0	Yes
15:30 - 16:30	446	+	217	=	663	22	0	No
15:15 - 16:15	442	+	217	=	659	22	0	No
15:45 - 16:45	445	+	202	=	647	20	0	No
16:00 - 17:00	432	+	214	=	646	20	0	No
16:15 - 17:15	428	+	211	=	639	25	0	No
15:00 - 16:00	431	+	206	=	637	23	0	No
16:30 - 17:30	415	+	193	=	608	28	0	No
14:45 - 15:45	393	+	214	=	607	18	0	No
14:30 - 15:30	352	+	213	=	565	17	0	No
16:45 - 17:45	376	+	187	=	563	30	0	No

Time	Major NB	+	Major SB	=	Total	Minor EB	Minor WB	Met1B?
16:15 - 17:15	428	+	211	=	639	25	0	Yes
06:45 - 07:45	154	+	251	=	405	71	0	Yes
07:45 - 08:45	160	+	201	=	361	43	0	Yes
11:00 - 12:00	169	+	148	=	317	25	0	Yes
09:00 - 10:00	162	+	124	=	286	27	0	Yes
05:45 - 06:45	74	+	187	=	261	49	0	Yes
15:30 - 16:30	446	+	217	=	663	22	0	No
15:15 - 16:15	442	+	217	=	659	22	0	No
15:45 - 16:45	445	+	202	=	647	20	0	No
16:00 - 17:00	432	+	214	=	646	20	0	No
15:00 - 16:00	431	+	206	=	637	23	0	No
14:45 - 15:45	393	+	214	=	607	18	0	No

ANOKA COUNTY HIGHWAY

PC-WARRANTS

TRAFFIC SIGNAL WARRANT ANALYSIS

Study Name: TMC 2605

Study Date : 05/29/2026

Warrant 2 - Four Hour Volumes

Description

Intended for sites where the volume of intersecting traffic during any four hours of the day is the principal reason for consideration of a signal installation.

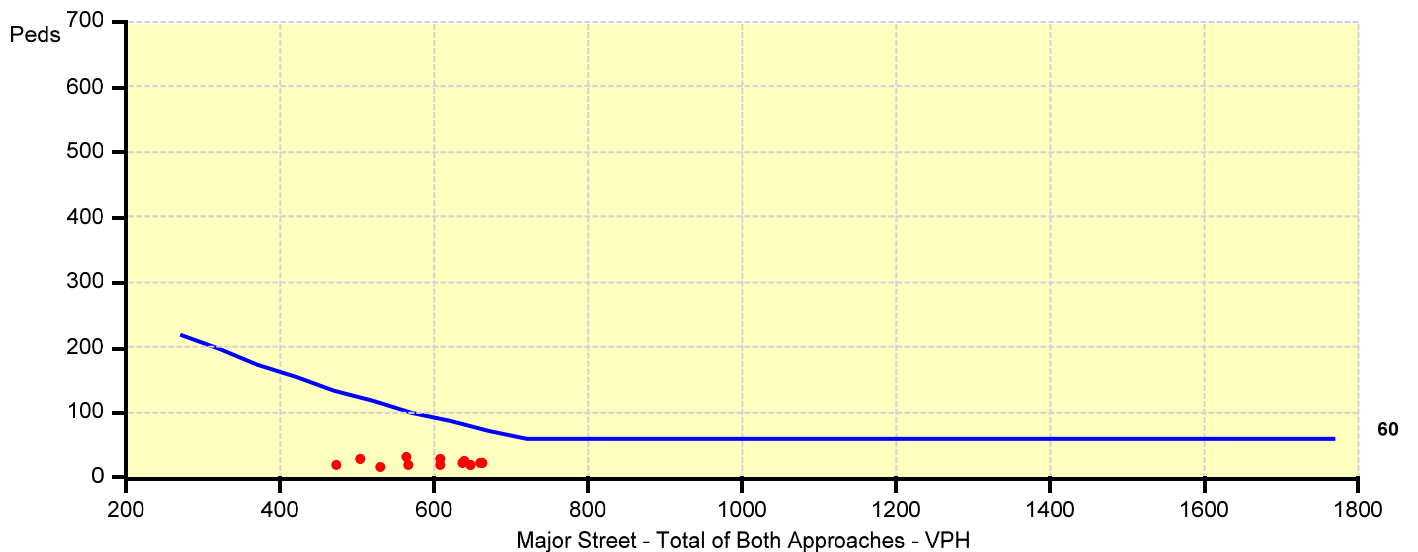
Summary

Only 0 one hour periods meet minimums.
Warrant is NOT met.

Site Data Required

Rural Settings Apply = **True**
 Number of Major Lanes = **1**
 Number of Minor Lanes = **1**

Time	Major Road CSAH 23				Total	Minor Road CR 19		Met?
	Major NB	+	Major SB	=		Minor EB	Minor WB	
15:30 - 16:30	446	+	217	=	663	22	0	No
15:15 - 16:15	442	+	217	=	659	22	0	No
15:45 - 16:45	445	+	202	=	647	20	0	No
16:00 - 17:00	432	+	214	=	646	20	0	No
16:15 - 17:15	428	+	211	=	639	25	0	No
15:00 - 16:00	431	+	206	=	637	23	0	No
16:30 - 17:30	415	+	193	=	608	28	0	No
14:45 - 15:45	393	+	214	=	607	18	0	No
14:30 - 15:30	352	+	213	=	565	17	0	No
16:45 - 17:45	376	+	187	=	563	30	0	No
14:15 - 15:15	342	+	187	=	529	16	0	No
17:00 - 18:00	347		157		504	29	0	No



ANOKA COUNTY HIGHWAY

PC-WARRANTS

TRAFFIC SIGNAL WARRANT ANALYSIS

Study Name: TMC 2605

Study Date : 05/29/2026

Warrant 3B - Peak Hour Volumes

Description

Intended for sites where the volume of intersecting traffic during one hour of the day is the principal reason for consideration of a signal installation.

Summary

Only 0 one hour periods meet minimums.
Warrant is NOT met.

Site Data Required

Rural Settings Apply = **True**
 Number of Major Lanes = **1**
 Number of Minor Lanes = **1**

Time	Major Road CSAH 23				Total	Minor Road CR 19		Met?
	Major NB	+	Major SB	=		Minor EB	Minor WB	
15:30 - 16:30	446	+	217	=	663	22	0	No
15:15 - 16:15	442	+	217	=	659	22	0	No
15:45 - 16:45	445	+	202	=	647	20	0	No
16:00 - 17:00	432	+	214	=	646	20	0	No
16:15 - 17:15	428	+	211	=	639	25	0	No
15:00 - 16:00	431	+	206	=	637	23	0	No
16:30 - 17:30	415	+	193	=	608	28	0	No
14:45 - 15:45	393	+	214	=	607	18	0	No
14:30 - 15:30	352	+	213	=	565	17	0	No
16:45 - 17:45	376	+	187	=	563	30	0	No
14:15 - 15:15	342	+	187	=	529	16	0	No
17:00 - 18:00	347		157		504	29	0	No

