


Date: 03/19/26

Count Number: TMC 2607

Location: CSAH 23
@ Camp Three Rd

Collection Period: 24 HR



North

4947

#2

CSAH 23

2422			
782	1640	0	0
E	F	G	H

2525

None

I	0	0
J	0	
K	0	
L	0	

#3

0

0

1423

#1

790

633	0	D
	630	C
	0	B
	3	A

Camp Three Rd

P	O	N	M
0	8	1895	0
1903			

#4

1643

3546

CSAH 23

Anoka County
 Highway Department
 Traffic Volume and Turning
 Movement Study

EXISTING LANES OF APPROACH				
	RIGHT TURN LANE	LEFT TURN LANE	THRU LANES	TOTAL
#1	0	0	1	1
#2	0	0	1	1
#3	0	0	0	0
#4	0	0	1	1


Date: 03/19/26

Count Number: TMC 2607

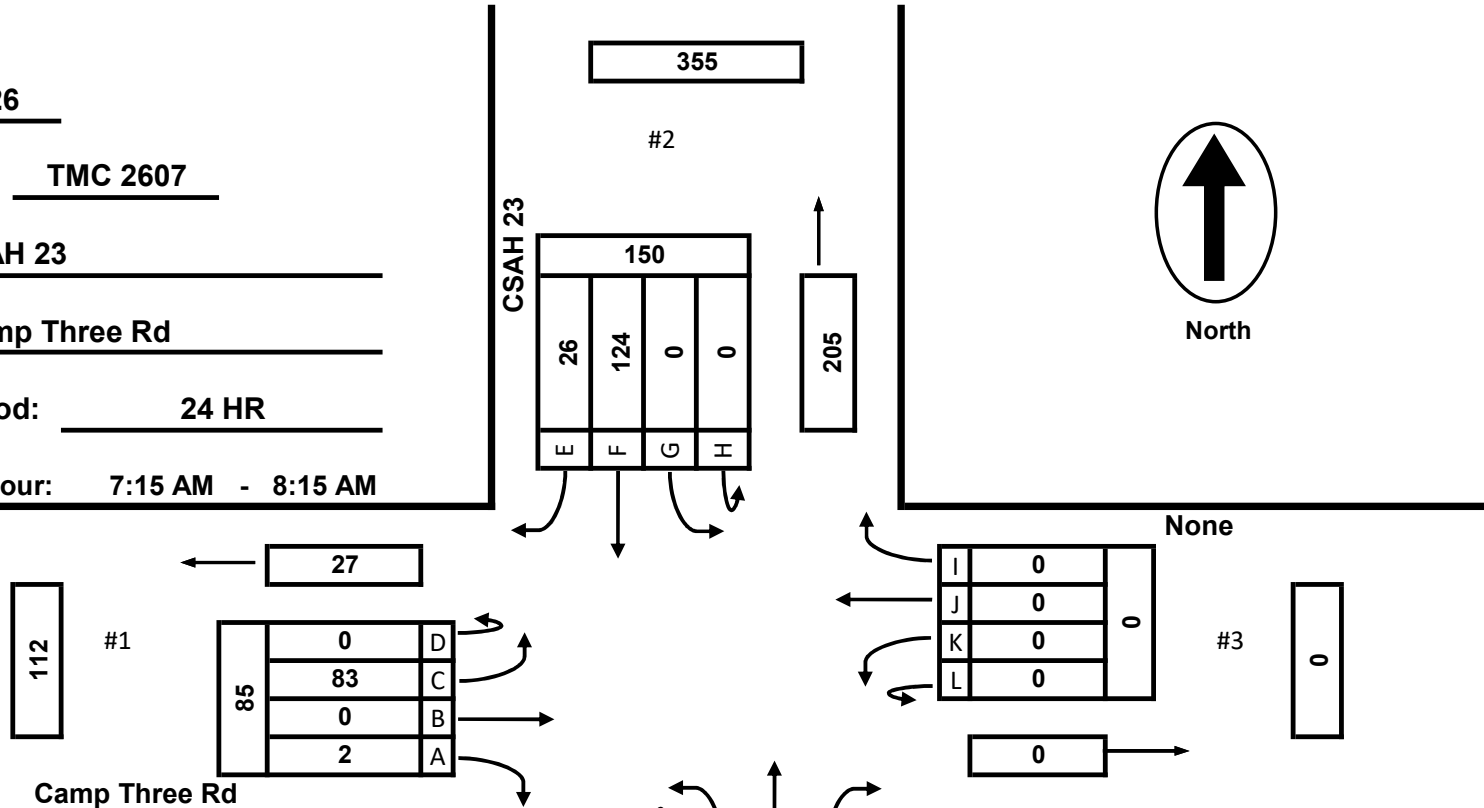
Location: CSAH 23
@ Camp Three Rd

Collection Period: 24 HR

Peak Hour: 7:15 AM - 8:15 AM



None



Camp Three Rd

CSAH 23

EXISTING LANES OF APPROACH				
	RIGHT TURN LANE	LEFT TURN LANE	THRU LANES	TOTAL
#1	0	0	1	1
#2	0	0	1	1
#3	0	0	0	0
#4	0	0	1	1

Anoka County
 Highway Department
 Traffic Volume and Turning
 Movement Study


Date: 03/19/26

Count Number: TMC 2607

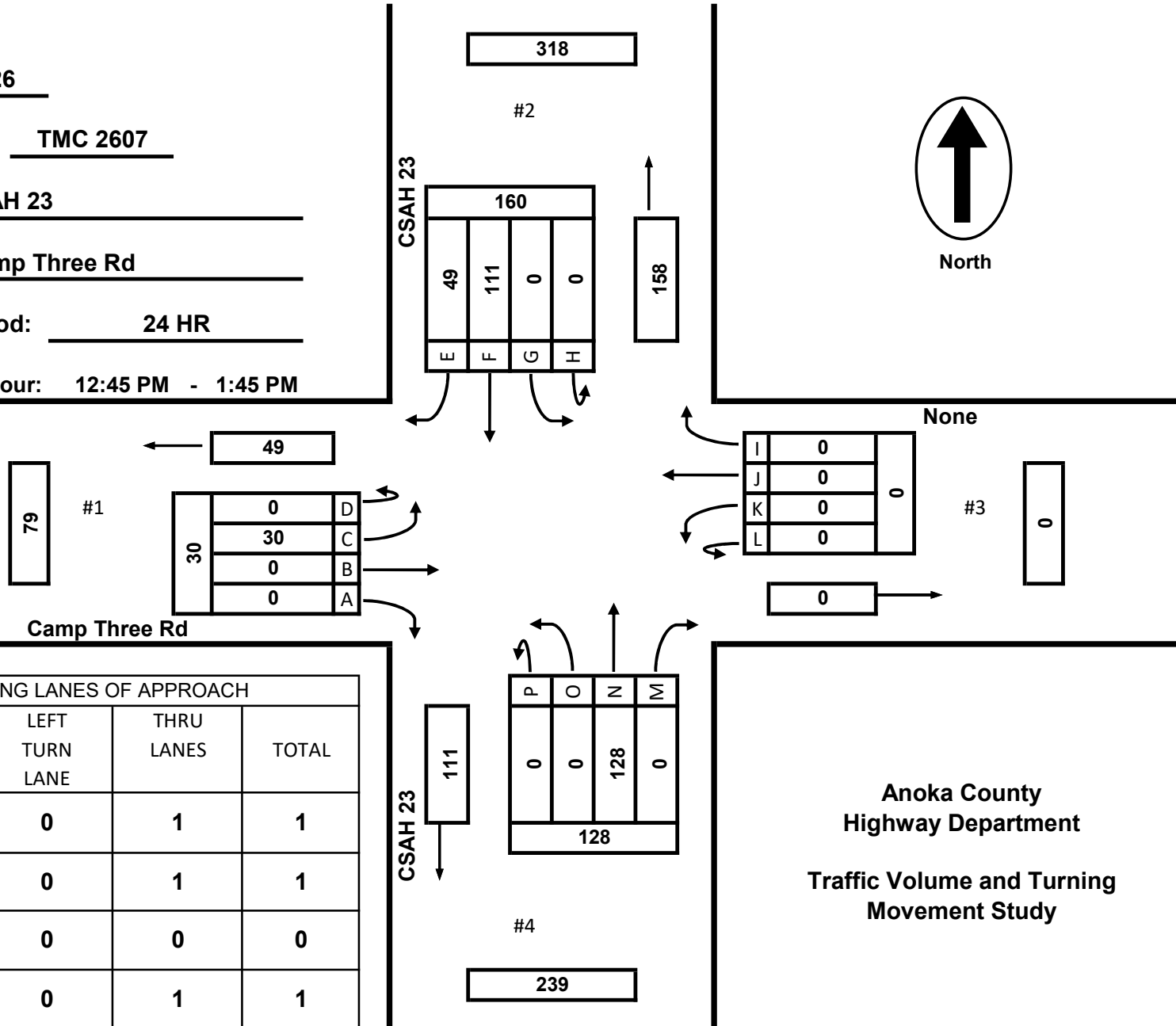
Location: CSAH 23
@ Camp Three Rd

Collection Period: 24 HR

Peak Hour: 12:45 PM - 1:45 PM



None



EXISTING LANES OF APPROACH				
	RIGHT TURN LANE	LEFT TURN LANE	THRU LANES	TOTAL
#1	0	0	1	1
#2	0	0	1	1
#3	0	0	0	0
#4	0	0	1	1

Anoka County
 Highway Department
 Traffic Volume and Turning
 Movement Study


Date: 03/19/26

Count Number: TMC 2607

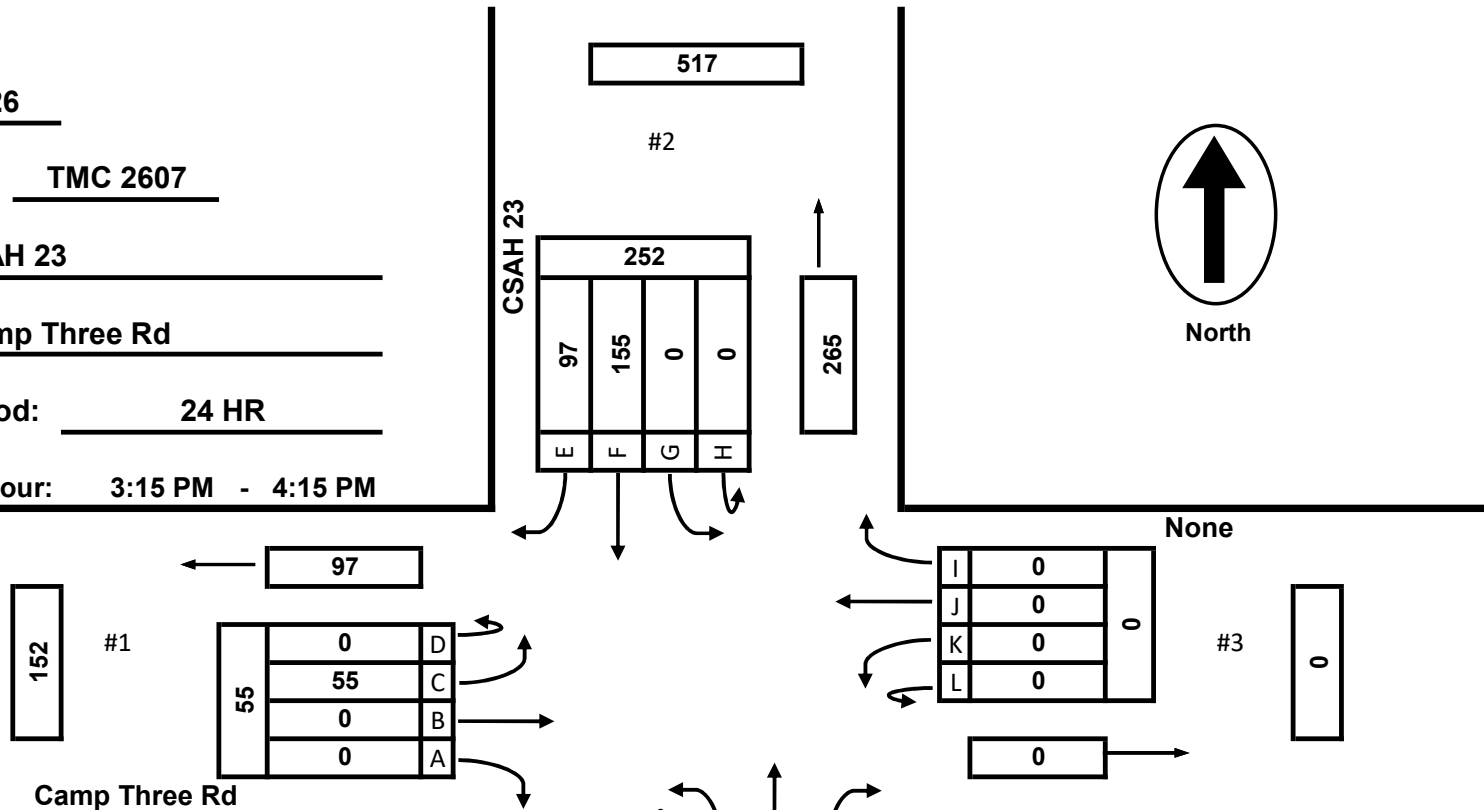
Location: CSAH 23
@ Camp Three Rd

Collection Period: 24 HR

Peak Hour: 3:15 PM - 4:15 PM



None



Camp Three Rd

CSAH 23

EXISTING LANES OF APPROACH				
	RIGHT TURN LANE	LEFT TURN LANE	THRU LANES	TOTAL
#1	0	0	1	1
#2	0	0	1	1
#3	0	0	0	0
#4	0	0	1	1

Anoka County
 Highway Department
 Traffic Volume and Turning
 Movement Study

TMC 2607 - CSAH 23 @ Camp Three Rd
Columbus MN
Thursday, March 19, 2026

Time	Southbound CSAH 23					Westbound None					Northbound CSAH 23					Eastbound Camp Three Rd					VEHICLE TOTAL				
	U Turns	Left Turns	Straight Through	Right Turns	Crosswalk Crossings	Vehicle Approach Total	U Turns	Left Turns	Straight Through	Right Turns	Crosswalk Crossings	Vehicle Approach Total	U Turns	Left Turns	Straight Through	Right Turns	Crosswalk Crossings	Vehicle Approach Total	U Turns	Left Turns		Straight Through	Right Turns	Crosswalk Crossings	Vehicle Approach Total
12:00 AM	0	0	5	0	0	5	0	0	0	0	0	0	0	0	1	0	0	1	0	0	0	0	0	0	6
12:15 AM	0	0	1	3	0	4	0	0	0	0	0	0	0	0	3	0	0	3	0	0	0	0	0	0	7
12:30 AM	0	0	2	1	0	3	0	0	0	0	0	0	0	0	1	0	0	1	0	0	0	0	0	0	4
12:45 AM	0	0	1	3	0	4	0	0	0	0	0	0	0	0	2	0	0	2	0	0	0	0	0	0	6
Hourly Total	0	0	9	7	0	16	0	0	0	0	0	0	0	0	7	0	0	7	0	0	0	0	0	0	23
1:00 AM	0	0	14	0	0	14	0	0	0	0	0	0	0	0	0	0	0	0	0	0	0	0	0	0	14
1:15 AM	0	0	1	1	0	2	0	0	0	0	0	0	0	0	1	0	0	1	0	1	0	0	0	0	4
1:30 AM	0	0	1	1	0	2	0	0	0	0	0	0	0	0	0	0	0	0	0	0	0	0	0	0	2
1:45 AM	0	0	1	1	0	2	0	0	0	0	0	0	0	0	0	0	0	0	0	1	0	0	0	0	3
Hourly Total	0	0	17	3	0	20	0	0	0	0	0	0	0	0	1	0	0	1	0	2	0	0	0	2	23
2:00 AM	0	0	1	1	0	2	0	0	0	0	0	0	0	0	1	0	0	1	0	0	0	0	0	0	3
2:15 AM	0	0	2	0	0	2	0	0	0	0	0	0	0	0	0	0	0	0	0	0	0	0	0	0	2
2:30 AM	0	0	0	1	0	1	0	0	0	0	0	0	0	0	1	0	0	1	0	0	0	0	0	0	2
2:45 AM	0	0	1	0	0	1	0	0	0	0	0	0	0	0	0	0	0	0	0	2	0	0	0	2	3
Hourly Total	0	0	4	2	0	6	0	0	0	0	0	0	0	0	2	0	0	2	0	2	0	0	0	2	10
3:00 AM	0	0	1	0	0	1	0	0	0	0	0	0	0	0	2	0	0	2	0	0	0	0	0	0	3
3:15 AM	0	0	4	2	0	6	0	0	0	0	0	0	0	0	1	0	0	1	0	2	0	0	0	2	9
3:30 AM	0	0	2	1	0	3	0	0	0	0	0	0	0	0	2	0	0	2	0	1	0	0	0	1	6
3:45 AM	0	0	2	0	0	2	0	0	0	0	0	0	0	0	1	0	0	1	0	0	0	0	0	0	3
Hourly Total	0	0	9	3	0	12	0	0	0	0	0	0	0	0	6	0	0	6	0	3	0	0	0	3	21
4:00 AM	0	0	1	1	0	2	0	0	0	0	0	0	0	0	3	0	0	3	0	0	0	0	0	0	5
4:15 AM	0	0	3	0	0	3	0	0	0	0	0	0	0	0	0	0	0	0	0	2	0	0	0	2	5
4:30 AM	0	0	3	0	0	3	0	0	0	0	0	0	0	0	4	0	0	4	0	2	0	0	0	2	9
4:45 AM	0	0	7	0	0	7	0	0	0	0	0	0	0	0	4	0	0	4	0	3	0	0	0	3	14
Hourly Total	0	0	14	1	0	15	0	0	0	0	0	0	0	0	11	0	0	11	0	7	0	0	0	7	33
5:00 AM	0	0	6	0	0	6	0	0	0	0	0	0	0	0	2	0	0	2	0	2	0	0	0	2	10
5:15 AM	0	0	12	0	0	12	0	0	0	0	0	0	0	0	5	0	0	5	0	6	0	0	0	6	23
5:30 AM	0	0	18	2	0	20	0	0	0	0	0	0	0	0	4	0	0	4	0	9	0	0	0	9	33
5:45 AM	0	0	20	1	0	21	0	0	0	0	0	0	0	0	14	0	0	14	0	9	0	0	0	9	44
Hourly Total	0	0	56	3	0	59	0	0	0	0	0	0	0	0	25	0	0	25	0	26	0	0	0	26	110
6:00 AM	0	0	28	1	0	29	0	0	0	0	0	0	0	0	13	0	0	13	0	11	0	0	0	11	53
6:15 AM	0	0	30	2	0	32	0	0	0	0	0	0	0	0	19	0	0	19	0	12	0	0	0	12	63
6:30 AM	0	0	42	5	0	47	0	0	0	0	0	0	0	0	27	0	0	27	0	15	0	0	0	15	89
6:45 AM	0	0	38	4	0	42	0	0	0	0	0	0	0	0	27	0	0	27	0	18	0	0	0	18	87
Hourly Total	0	0	138	12	0	150	0	0	0	0	0	0	0	0	86	0	0	86	0	56	0	0	0	56	292
7:00 AM	0	0	21	1	0	22	0	0	0	0	0	0	0	0	19	0	0	19	0	23	0	0	0	23	64
7:15 AM	0	0	22	5	0	27	0	0	0	0	0	0	0	0	34	0	0	34	0	27	0	0	0	27	88
7:30 AM	0	0	37	6	0	43	0	0	0	0	0	0	0	0	32	0	0	32	0	26	0	2	0	28	103
7:45 AM	0	0	44	8	0	52	0	0	0	0	0	0	0	1	28	0	0	29	0	20	0	0	0	20	101
Hourly Total	0	0	124	20	0	144	0	0	0	0	0	0	0	1	113	0	0	114	0	96	0	2	0	98	356

TMC 2607 - CSAH 23 @ Camp Three Rd
Columbus MN
Thursday, March 19, 2026

Time	Southbound CSAH 23						Westbound None						Northbound CSAH 23						Eastbound Camp Three Rd						VEHICLE TOTAL
	U Turns	Left Turns	Straight Through	Right Turns	Crosswalk Crossings	Vehicle Approach Total	U Turns	Left Turns	Straight Through	Right Turns	Crosswalk Crossings	Vehicle Approach Total	U Turns	Left Turns	Straight Through	Right Turns	Crosswalk Crossings	Vehicle Approach Total	U Turns	Left Turns	Straight Through	Right Turns	Crosswalk Crossings	Vehicle Approach Total	
8:00 AM	0	0	21	7	0	28	0	0	0	0	0	0	0	0	28	0	0	28	0	10	0	0	0	10	66
8:15 AM	0	0	22	8	0	30	0	0	0	0	0	0	0	0	31	0	0	31	0	11	0	0	0	11	72
8:30 AM	0	0	25	4	0	29	0	0	0	0	0	0	0	0	21	0	0	21	0	16	0	0	0	16	66
8:45 AM	0	0	13	16	0	29	0	0	0	0	0	0	0	0	20	0	0	20	0	6	0	0	0	6	55
Hourly Total	0	0	81	35	0	116	0	0	0	0	0	0	0	0	100	0	0	100	0	43	0	0	0	43	259
9:00 AM	0	0	25	7	0	32	0	0	0	0	0	0	0	0	29	0	0	29	0	9	0	0	0	9	70
9:15 AM	0	0	16	5	0	21	0	0	0	0	0	0	0	0	21	0	0	21	0	10	0	0	0	10	52
9:30 AM	0	0	13	9	0	22	0	0	0	0	0	0	0	1	27	0	0	28	0	4	0	0	0	4	54
9:45 AM	0	0	18	3	0	21	0	0	0	0	0	0	0	0	22	0	0	22	0	7	0	0	0	7	50
Hourly Total	0	0	72	24	0	96	0	0	0	0	0	0	0	1	99	0	0	100	0	30	0	0	0	30	226
10:00 AM	0	0	20	6	0	26	0	0	0	0	0	0	0	1	29	0	0	30	0	3	0	0	0	3	59
10:15 AM	0	0	27	6	0	33	0	0	0	0	0	0	0	0	20	0	0	20	0	6	0	0	0	6	59
10:30 AM	0	0	25	3	0	28	0	0	0	0	0	0	0	0	26	0	0	26	0	6	0	0	0	6	60
10:45 AM	0	0	19	3	0	22	0	0	0	0	0	0	0	0	25	0	0	25	0	15	0	1	0	16	63
Hourly Total	0	0	91	18	0	109	0	0	0	0	0	0	0	1	100	0	0	101	0	30	0	1	0	31	241
11:00 AM	0	0	24	11	0	35	0	0	0	0	0	0	0	0	28	0	0	28	0	2	0	0	0	2	65
11:15 AM	0	0	17	7	0	24	0	0	0	0	0	0	0	0	19	0	0	19	0	6	0	0	0	6	49
11:30 AM	0	0	16	19	0	35	0	0	0	0	0	0	0	0	19	0	0	19	0	4	0	0	0	4	58
11:45 AM	0	0	22	11	0	33	0	0	0	0	0	0	0	0	26	0	0	26	0	12	0	0	0	12	71
Hourly Total	0	0	79	48	0	127	0	0	0	0	0	0	0	0	92	0	0	92	0	24	0	0	0	24	243
12:00 PM	0	0	19	10	0	29	0	0	0	0	0	0	0	0	32	0	0	32	0	7	0	0	0	7	68
12:15 PM	0	0	23	10	0	33	0	0	0	0	0	0	0	0	27	0	0	27	0	5	0	0	0	5	65
12:30 PM	0	0	36	6	0	42	0	0	0	0	0	0	0	1	25	0	0	26	0	8	0	0	0	8	76
12:45 PM	0	0	31	12	0	43	0	0	0	0	0	0	0	0	33	0	0	33	0	7	0	0	0	7	83
Hourly Total	0	0	109	38	0	147	0	0	0	0	0	0	0	1	117	0	0	118	0	27	0	0	0	27	292
1:00 PM	0	0	24	12	0	36	0	0	0	0	0	0	0	0	32	0	0	32	0	12	0	0	0	12	80
1:15 PM	0	0	26	14	0	40	0	0	0	0	0	0	0	0	26	0	0	26	0	5	0	0	0	5	71
1:30 PM	0	0	30	11	0	41	0	0	0	0	0	0	0	0	37	0	0	37	0	6	0	0	0	6	84
1:45 PM	0	0	21	9	0	30	0	0	0	0	0	0	0	0	28	0	0	28	0	4	0	0	0	4	62
Hourly Total	0	0	101	46	0	147	0	0	0	0	0	0	0	0	123	0	0	123	0	27	0	0	0	27	297
2:00 PM	0	0	24	12	0	36	0	0	0	0	0	0	0	0	38	0	0	38	0	8	0	0	0	8	82
2:15 PM	0	0	24	20	0	44	0	0	0	0	0	0	0	0	54	0	0	54	0	4	0	0	0	4	102
2:30 PM	0	0	26	25	0	51	0	0	0	0	0	0	0	0	43	0	0	43	0	7	0	0	0	7	101
2:45 PM	0	0	25	20	0	45	0	0	0	0	0	0	0	0	44	0	0	44	0	5	0	0	0	5	94
Hourly Total	0	0	99	77	0	176	0	0	0	0	0	0	0	0	179	0	0	179	0	24	0	0	0	24	379
3:00 PM	0	0	31	8	0	39	0	0	0	0	0	0	0	0	38	0	0	38	0	13	0	0	0	13	90
3:15 PM	0	0	35	20	0	55	0	0	0	0	0	0	0	0	44	0	0	44	0	13	0	0	0	13	112
3:30 PM	0	0	36	25	0	61	0	0	0	0	0	0	0	0	61	0	0	61	0	9	0	0	0	9	131
3:45 PM	0	0	43	27	0	70	0	0	0	0	0	0	0	0	41	0	0	41	0	15	0	0	0	15	126
Hourly Total	0	0	145	80	0	225	0	0	0	0	0	0	0	0	184	0	0	184	0	50	0	0	0	50	459

TMC 2607 - CSAH 23 @ Camp Three Rd
Columbus MN
Thursday, March 19, 2026

Time	Southbound CSAH 23						Westbound None						Northbound CSAH 23						Eastbound Camp Three Rd						VEHICLE TOTAL
	U Turns	Left Turns	Straight Through	Right Turns	Crosswalk Crossings	Vehicle Approach Total	U Turns	Left Turns	Straight Through	Right Turns	Crosswalk Crossings	Vehicle Approach Total	U Turns	Left Turns	Straight Through	Right Turns	Crosswalk Crossings	Vehicle Approach Total	U Turns	Left Turns	Straight Through	Right Turns	Crosswalk Crossings	Vehicle Approach Total	
4:00 PM	0	0	41	25	0	66	0	0	0	0	0	0	0	0	64	0	0	64	0	18	0	0	0	18	148
4:15 PM	0	0	27	22	0	49	0	0	0	0	0	0	0	0	50	0	0	50	0	11	0	0	0	11	110
4:30 PM	0	0	25	31	0	56	0	0	0	0	0	0	0	0	45	0	0	45	0	10	0	0	0	10	111
4:45 PM	0	0	42	22	0	64	0	0	0	0	0	0	0	0	55	0	0	55	0	12	0	0	0	12	131
Hourly Total	0	0	135	100	0	235	0	0	0	0	0	0	0	0	214	0	0	214	0	51	0	0	0	51	500
5:00 PM	0	0	34	25	0	59	0	0	0	0	0	0	0	0	50	0	0	50	0	9	0	0	0	9	118
5:15 PM	0	0	22	26	0	48	0	0	0	0	0	0	0	0	39	0	0	39	0	12	0	0	0	12	99
5:30 PM	0	0	26	27	0	53	0	0	0	0	0	0	0	0	44	0	0	44	0	15	0	0	0	15	112
5:45 PM	0	0	18	19	0	37	0	0	0	0	0	0	0	0	29	0	0	30	0	7	0	0	0	7	74
Hourly Total	0	0	100	97	0	197	0	0	0	0	0	0	0	1	162	0	0	163	0	43	0	0	0	43	403
6:00 PM	0	0	22	26	0	48	0	0	0	0	0	0	0	0	31	0	0	31	0	6	0	0	0	6	85
6:15 PM	0	0	11	15	0	26	0	0	0	0	0	0	0	0	23	0	0	23	0	3	0	0	0	3	52
6:30 PM	0	0	15	10	0	25	0	0	0	0	0	0	0	0	21	0	0	21	0	8	0	0	0	8	54
6:45 PM	0	0	15	9	0	24	0	0	0	0	0	0	0	0	19	0	0	19	0	5	0	0	0	5	48
Hourly Total	0	0	63	60	0	123	0	0	0	0	0	0	0	0	94	0	0	94	0	22	0	0	0	22	239
7:00 PM	0	0	12	10	0	22	0	0	0	0	0	0	0	0	13	0	0	13	0	4	0	0	0	4	39
7:15 PM	0	0	13	9	0	22	0	0	0	0	0	0	0	0	14	0	0	14	0	9	0	0	0	9	45
7:30 PM	0	0	14	14	0	28	0	0	0	0	0	0	0	0	15	0	0	15	0	2	0	0	0	2	45
7:45 PM	0	0	17	3	0	20	0	0	0	0	0	0	0	0	12	0	0	12	0	2	0	0	0	2	34
Hourly Total	0	0	56	36	0	92	0	0	0	0	0	0	0	0	54	0	0	54	0	17	0	0	0	17	163
8:00 PM	0	0	11	7	0	18	0	0	0	0	0	0	0	0	14	0	0	14	0	4	0	0	0	4	36
8:15 PM	0	0	11	7	0	18	0	0	0	0	0	0	0	0	13	0	0	14	0	9	0	0	0	9	41
8:30 PM	0	0	10	6	0	16	0	0	0	0	0	0	0	0	7	0	0	7	0	6	0	0	0	6	29
8:45 PM	0	0	18	8	0	26	0	0	0	0	0	0	0	0	8	0	0	9	0	3	0	0	0	3	38
Hourly Total	0	0	50	28	0	78	0	0	0	0	0	0	0	2	42	0	0	44	0	22	0	0	0	22	144
9:00 PM	0	0	12	2	0	14	0	0	0	0	0	0	0	1	10	0	0	11	0	6	0	0	0	6	31
9:15 PM	0	0	11	8	0	19	0	0	0	0	0	0	0	0	8	0	0	8	0	5	0	0	0	5	32
9:30 PM	0	0	9	6	0	15	0	0	0	0	0	0	0	0	12	0	0	12	0	2	0	0	0	2	29
9:45 PM	0	0	8	3	0	11	0	0	0	0	0	0	0	0	11	0	0	11	0	1	0	0	0	1	23
Hourly Total	0	0	40	19	0	59	0	0	0	0	0	0	0	1	41	0	0	42	0	14	0	0	0	14	115
10:00 PM	0	0	12	5	0	17	0	0	0	0	0	0	0	0	10	0	0	10	0	2	0	0	0	2	29
10:15 PM	0	0	3	6	0	9	0	0	0	0	0	0	0	0	8	0	0	8	0	6	0	0	0	6	23
10:30 PM	0	0	6	5	0	11	0	0	0	0	0	0	0	0	2	0	0	2	0	1	0	0	0	1	14
10:45 PM	0	0	9	1	0	10	0	0	0	0	0	0	0	0	4	0	0	4	0	2	0	0	0	2	16
Hourly Total	0	0	30	17	0	47	0	0	0	0	0	0	0	0	24	0	0	24	0	11	0	0	0	11	82
11:00 PM	0	0	4	3	0	7	0	0	0	0	0	0	0	0	8	0	0	8	0	2	0	0	0	2	17
11:15 PM	0	0	6	3	0	9	0	0	0	0	0	0	0	0	6	0	0	6	0	0	0	0	0	0	15
11:30 PM	0	0	2	0	0	2	0	0	0	0	0	0	0	0	3	0	0	3	0	0	0	0	0	0	5
11:45 PM	0	0	6	2	0	8	0	0	0	0	0	0	0	0	2	0	0	2	0	1	0	0	0	1	11
Hourly Total	0	0	18	8	0	26	0	0	0	0	0	0	0	0	19	0	0	19	0	3	0	0	0	3	48
DAILY TOTAL	0	0	1640	782	0	2422	0	0	0	0	0	0	0	8	1895	0	0	1903	0	630	0	3	0	633	4958
Cars	0	0	1511	764	0	2275	0	0	0	0	0	0	0	7	1790	0	0	1797	0	619	0	3	0	622	4694
Heavy Vehicles	0	0	129	18	0	147	0	0	0	0	0	0	0	1	105	0	0	106	0	11	0	0	0	11	264
Heavy Vehicle %	0.00%	0.00%	7.87%	2.30%	0.00%	6.07%	0.00%	0.00%	0.00%	0.00%	0.00%	0.00%	0.00%	12.50%	5.54%	0.00%	0.00%	5.57%	0.00%	1.75%	0.00%	0.00%	0.00%	1.74%	5.32%

**TMC 2607 - CSAH 23 @ Camp Three Rd
Columbus MN
Thursday, March 19, 2026
AM Peak Hour (00:00 to 10:00)**

Time	Southbound						Westbound						Northbound						Eastbound						VEHICLE TOTAL						
	U Turns	Left Turns	Straight Through	Right Turns	Crosswalk Crossings	Vehicle Approach Total	U Turns	Left Turns	Straight Through	Right Turns	Crosswalk Crossings	Vehicle Approach Total	U Turns	Left Turns	Straight Through	Right Turns	Crosswalk Crossings	Vehicle Approach Total	U Turns	Left Turns	Straight Through	Right Turns	Crosswalk Crossings	Vehicle Approach Total							
7:15 AM	0	0	22	5	0	27	0	0	0	0	0	0	0	0	34	0	0	34	0	27	0	0	0	27	0	0	0	0	0	0	88
7:30 AM	0	0	37	6	0	43	0	0	0	0	0	0	0	0	32	0	0	32	0	26	0	2	0	28	0	0	0	0	0	0	103
7:45 AM	0	0	44	8	0	52	0	0	0	0	0	0	0	1	28	0	0	29	0	20	0	0	0	20	0	0	0	0	0	0	101
8:00 AM	0	0	21	7	0	28	0	0	0	0	0	0	0	0	28	0	0	28	0	10	0	0	0	10	0	0	0	0	0	0	66
Peak Hour Total	0	0	124	26	0	150	0	0	0	0	0	0	0	1	122	0	0	123	0	83	0	2	0	85	0	0	0	0	0	0	358
Peak Hour Heavy Vehicle	0	0	8	3	0	11	0	0	0	0	0	0	0	0	10	0	0	10	0	4	0	0	0	4	0	0	0	0	0	0	25
Peak Hour Heavy Vehicle PHF	0.00%	0.00%	6.45%	11.54%	0.00%	7.33%	0.00%	0.00%	0.00%	0.00%	0.00%	0.00%	0.00%	0.00%	8.20%	0.00%	0.00%	8.13%	0.00%	4.82%	0.00%	0.00%	0.00%	4.71%	0.00%	0.00%	0.00%	0.00%	0.00%	0.00%	6.98%
	0.00%	0.00%	0.705	0.813	0.000	0.721	0.000	0.000	0.000	0.000	0.000	0.000	0.000	0.250	0.897	0.000	0.000	0.904	0.000	0.769	0.000	0.250	0.000	0.759	0.000	0.000	0.000	0.000	0.000	0.000	0.869

Mid Peak Hour (10:00 - 14:00)

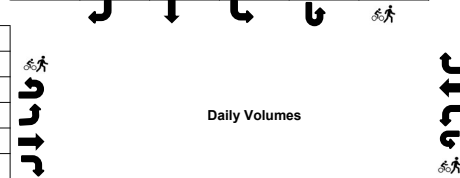
Time	Southbound						Westbound						Northbound						Eastbound						VEHICLE TOTAL						
	U Turns	Left Turns	Straight Through	Right Turns	Crosswalk Crossings	Vehicle Approach Total	U Turns	Left Turns	Straight Through	Right Turns	Crosswalk Crossings	Vehicle Approach Total	U Turns	Left Turns	Straight Through	Right Turns	Crosswalk Crossings	Vehicle Approach Total	U Turns	Left Turns	Straight Through	Right Turns	Crosswalk Crossings	Vehicle Approach Total							
12:45 PM	0	0	31	12	0	43	0	0	0	0	0	0	0	0	33	0	0	33	0	7	0	0	0	7	0	0	0	0	0	0	83
1:00 PM	0	0	24	12	0	36	0	0	0	0	0	0	0	0	32	0	0	32	0	12	0	0	0	12	0	0	0	0	0	0	80
1:15 PM	0	0	26	14	0	40	0	0	0	0	0	0	0	0	26	0	0	26	0	5	0	0	0	5	0	0	0	0	0	0	71
1:30 PM	0	0	30	11	0	41	0	0	0	0	0	0	0	0	37	0	0	37	0	6	0	0	0	6	0	0	0	0	0	0	84
Peak Hour Total	0	0	111	49	0	160	0	0	0	0	0	0	0	0	128	0	0	128	0	30	0	0	0	30	0	0	0	0	0	0	318
Peak Hour Heavy Vehicle	0	0	14	1	0	15	0	0	0	0	0	0	0	0	8	0	0	8	0	1	0	0	0	1	0	0	0	0	0	0	24
Peak Hour Heavy Vehicle PHF	0.00%	0.00%	12.61%	2.04%	0.00%	9.38%	0.00%	0.00%	0.00%	0.00%	0.00%	0.00%	0.00%	0.00%	6.25%	0.00%	0.00%	6.25%	0.00%	3.33%	0.00%	0.00%	0.00%	3.33%	0.00%	0.00%	0.00%	0.00%	0.00%	0.00%	7.55%
	0.00%	0.00%	0.895	0.875	0.000	0.930	0.000	0.000	0.000	0.000	0.000	0.000	0.000	0.000	0.865	0.000	0.000	0.865	0.000	0.625	0.000	0.000	0.000	0.625	0.000	0.000	0.000	0.000	0.000	0.000	0.946

PM Peak Hour (14:00 - 24:00)

Time	Southbound						Westbound						Northbound						Eastbound						VEHICLE TOTAL						
	U Turns	Left Turns	Straight Through	Right Turns	Crosswalk Crossings	Vehicle Approach Total	U Turns	Left Turns	Straight Through	Right Turns	Crosswalk Crossings	Vehicle Approach Total	U Turns	Left Turns	Straight Through	Right Turns	Crosswalk Crossings	Vehicle Approach Total	U Turns	Left Turns	Straight Through	Right Turns	Crosswalk Crossings	Vehicle Approach Total							
3:15 PM	0	0	35	20	0	55	0	0	0	0	0	0	0	0	44	0	0	44	0	13	0	0	0	13	0	0	0	0	0	0	112
3:30 PM	0	0	36	25	0	61	0	0	0	0	0	0	0	0	61	0	0	61	0	9	0	0	0	9	0	0	0	0	0	0	131
3:45 PM	0	0	43	27	0	70	0	0	0	0	0	0	0	0	41	0	0	41	0	15	0	0	0	15	0	0	0	0	0	0	126
4:00 PM	0	0	41	25	0	66	0	0	0	0	0	0	0	0	64	0	0	64	0	18	0	0	0	18	0	0	0	0	0	0	148
Peak Hour Total	0	0	155	97	0	252	0	0	0	0	0	0	0	0	210	0	0	210	0	55	0	0	0	55	0	0	0	0	0	0	517
Peak Hour Heavy Vehicle	0	0	16	0	0	16	0	0	0	0	0	0	0	0	4	0	0	4	0	1	0	0	0	1	0	0	0	0	0	0	21
Peak Hour Heavy Vehicle PHF	0.00%	0.00%	10.32%	0.00%	0.00%	6.35%	0.00%	0.00%	0.00%	0.00%	0.00%	0.00%	0.00%	0.00%	1.90%	0.00%	0.00%	1.90%	0.00%	1.82%	0.00%	0.00%	0.00%	1.82%	0.00%	0.00%	0.00%	0.00%	0.00%	0.00%	4.06%
	0.00%	0.00%	0.901	0.898	0.000	0.900	0.000	0.000	0.000	0.000	0.000	0.000	0.000	0.000	0.820	0.000	0.000	0.820	0.000	0.764	0.000	0.000	0.000	0.764	0.000	0.000	0.000	0.000	0.000	0.000	0.873

Total Vehicles On Leg		4947	
Vehicles Entering Intersection	2422	Vehicles Exiting Intersection	2525
Southbound			
Cars	764	1511	0
Heavy	18	129	0
Total	782	1640	0

Total Vehicles on Leg 1423	Vehicles Entering Intersection 633	Eastbound	Cars	0	0	0
	Vehicles Exiting Intersection 790		Heavy	0	0	0
			Total	619	11	630
				0	0	0
			3	0	3	



Cars	0	0	0			
Heavy	0	0	0			
Total	0	0	0			
Westbound	Vehicles Entering Intersection 0	Total Vehicles on Leg 0	Cars	0	0	0
	Vehicles Exiting Intersection 0		Heavy	0	0	0
			Total	0	0	0
				0	0	0

Cars	0	0	7	1790	0
Heavy	0	0	1	105	0
Total	0	0	8	1895	0
Northbound					
Vehicles Entering Intersection			Vehicles Exiting Intersection		
1903			1643		
Total Vehicles On Leg			3546		

TMC 2607 - CSAH 23 @ Camp Three Rd
Columbus MN
Thursday, March 19, 2026

Time	Southbound Heavy CSAH 23						Westbound Heavy None						Northbound Heavy CSAH 23						Eastbound Heavy Camp Three Rd						VEHICLE TOTAL	
	U Turns	Left Turns	Straight Through	Right Turns	Crosswalk Crossings	Vehicle Approach Total	U Turns	Left Turns	Straight Through	Right Turns	Crosswalk Crossings	Vehicle Approach Total	U Turns	Left Turns	Straight Through	Right Turns	Crosswalk Crossings	Vehicle Approach Total	U Turns	Left Turns	Straight Through	Right Turns	Crosswalk Crossings	Vehicle Approach Total		
12:00 AM	0	0	0	0	0	0	0	0	0	0	0	0	0	0	0	0	0	0	0	0	0	0	0	0	0	0
12:15 AM	0	0	0	0	0	0	0	0	0	0	0	0	0	0	0	0	0	0	0	0	0	0	0	0	0	0
12:30 AM	0	0	0	0	0	0	0	0	0	0	0	0	0	0	0	0	0	0	0	0	0	0	0	0	0	0
12:45 AM	0	0	0	0	0	0	0	0	0	0	0	0	0	0	0	0	0	0	0	0	0	0	0	0	0	0
Hourly 'Heavy Vehicles'	0	0	0	0	0	0	0	0	0	0	0	0	0	0	0	0	0	0	0	0	0	0	0	0	0	0
1:00 AM	0	0	1	0	0	1	0	0	0	0	0	0	0	0	0	0	0	0	0	0	0	0	0	0	0	1
1:15 AM	0	0	0	0	0	0	0	0	0	0	0	0	0	0	0	0	0	0	0	0	0	0	0	0	0	0
1:30 AM	0	0	0	0	0	0	0	0	0	0	0	0	0	0	0	0	0	0	0	0	0	0	0	0	0	0
1:45 AM	0	0	0	0	0	0	0	0	0	0	0	0	0	0	0	0	0	0	0	0	0	0	0	0	0	0
Hourly 'Heavy Vehicles'	0	0	1	0	0	1	0	0	0	0	0	0	0	0	0	0	0	0	0	0	0	0	0	0	0	1
2:00 AM	0	0	0	0	0	0	0	0	0	0	0	0	0	0	0	0	0	0	0	0	0	0	0	0	0	0
2:15 AM	0	0	0	0	0	0	0	0	0	0	0	0	0	0	0	0	0	0	0	0	0	0	0	0	0	0
2:30 AM	0	0	0	0	0	0	0	0	0	0	0	0	0	0	0	0	0	0	0	0	0	0	0	0	0	0
2:45 AM	0	0	0	0	0	0	0	0	0	0	0	0	0	0	0	0	0	0	0	1	0	0	0	0	1	1
Hourly 'Heavy Vehicles'	0	0	0	0	0	0	0	0	0	0	0	0	0	0	0	0	0	0	0	1	0	0	0	0	1	1
3:00 AM	0	0	0	0	0	0	0	0	0	0	0	0	0	0	0	0	0	0	0	0	0	0	0	0	0	0
3:15 AM	0	0	1	0	0	1	0	0	0	0	0	0	0	0	0	0	0	0	0	0	0	0	0	0	0	1
3:30 AM	0	0	0	0	0	0	0	0	0	0	0	0	0	0	0	0	0	0	0	0	0	0	0	0	0	0
3:45 AM	0	0	0	0	0	0	0	0	0	0	0	0	0	0	0	0	0	0	0	0	0	0	0	0	0	0
Hourly 'Heavy Vehicles'	0	0	1	0	0	1	0	0	0	0	0	0	0	0	0	0	0	0	0	0	0	0	0	0	0	1
4:00 AM	0	0	0	0	0	0	0	0	0	0	0	0	0	0	0	0	0	0	0	0	0	0	0	0	0	0
4:15 AM	0	0	0	0	0	0	0	0	0	0	0	0	0	0	0	0	0	0	0	0	0	0	0	0	0	0
4:30 AM	0	0	0	0	0	0	0	0	0	0	0	0	0	0	0	0	0	0	0	0	0	0	0	0	0	0
4:45 AM	0	0	0	0	0	0	0	0	0	0	0	0	0	0	0	0	0	0	0	0	0	0	0	0	0	0
Hourly 'Heavy Vehicles'	0	0	0	0	0	0	0	0	0	0	0	0	0	0	0	0	0	0	0	0	0	0	0	0	0	0
5:00 AM	0	0	0	0	0	0	0	0	0	0	0	0	0	0	0	0	0	0	0	0	0	0	0	0	0	0
5:15 AM	0	0	0	0	0	0	0	0	0	0	0	0	0	1	0	0	0	1	0	0	0	0	0	0	0	1
5:30 AM	0	0	1	0	0	1	0	0	0	0	0	0	0	1	0	0	0	1	0	0	0	0	0	0	0	2
5:45 AM	0	0	2	0	0	2	0	0	0	0	0	0	0	1	0	0	0	1	0	0	0	0	0	0	0	3
Hourly 'Heavy Vehicles'	0	0	3	0	0	3	0	0	0	0	0	0	0	3	0	0	0	3	0	0	0	0	0	0	0	6
6:00 AM	0	0	2	0	0	2	0	0	0	0	0	0	0	3	0	0	0	3	0	0	0	0	0	0	0	5
6:15 AM	0	0	3	0	0	3	0	0	0	0	0	0	0	1	0	0	0	1	0	0	0	0	0	0	0	4
6:30 AM	0	0	1	0	0	1	0	0	0	0	0	0	0	1	0	0	0	1	0	0	0	0	0	0	0	2
6:45 AM	0	0	1	1	0	2	0	0	0	0	0	0	0	2	0	0	0	2	0	0	0	0	0	0	0	4
Hourly 'Heavy Vehicles'	0	0	7	1	0	8	0	0	0	0	0	0	0	7	0	0	0	7	0	0	0	0	0	0	0	15
7:00 AM	0	0	2	0	0	2	0	0	0	0	0	0	0	4	0	0	0	4	0	2	0	0	0	0	2	8
7:15 AM	0	0	1	0	0	1	0	0	0	0	0	0	0	2	0	0	0	2	0	1	0	0	0	0	1	4
7:30 AM	0	0	3	0	0	3	0	0	0	0	0	0	0	3	0	0	0	3	0	2	0	0	0	0	2	8
7:45 AM	0	0	3	1	0	4	0	0	0	0	0	0	0	3	0	0	0	3	0	1	0	0	0	0	1	8
Hourly 'Heavy Vehicles'	0	0	9	1	0	10	0	0	0	0	0	0	0	12	0	0	0	12	0	6	0	0	0	0	6	28

TMC 2607 - CSAH 23 @ Camp Three Rd
Columbus MN
Thursday, March 19, 2026

Time	Southbound Heavy CSAH 23						Westbound Heavy None						Northbound Heavy CSAH 23						Eastbound Heavy Camp Three Rd						VEHICLE 'Heavy Vehicles'
	U Turns	Left Turns	Straight Through	Right Turns	Crosswalk Crossings	Vehicle Approach 'Heavy Vehicles'	U Turns	Left Turns	Straight Through	Right Turns	Crosswalk Crossings	Vehicle Approach 'Heavy Vehicles'	U Turns	Left Turns	Straight Through	Right Turns	Crosswalk Crossings	Vehicle Approach 'Heavy Vehicles'	U Turns	Left Turns	Straight Through	Right Turns	Crosswalk Crossings	Vehicle Approach 'Heavy Vehicles'	
8:00 AM	0	0	1	2	0	3	0	0	0	0	0	0	0	0	2	0	0	2	0	0	0	0	0	0	5
8:15 AM	0	0	5	2	0	7	0	0	0	0	0	0	0	0	3	0	0	3	0	0	0	0	0	0	10
8:30 AM	0	0	1	0	0	1	0	0	0	0	0	0	0	0	2	0	0	2	0	0	0	0	0	0	3
8:45 AM	0	0	3	0	0	3	0	0	0	0	0	0	0	0	2	0	0	2	0	0	0	0	0	0	5
Hourly 'Heavy Vehicles'	0	0	10	4	0	14	0	0	0	0	0	0	0	0	9	0	0	9	0	0	0	0	0	0	23
9:00 AM	0	0	4	1	0	5	0	0	0	0	0	0	0	0	11	0	0	11	0	0	0	0	0	0	16
9:15 AM	0	0	3	0	0	3	0	0	0	0	0	0	0	0	1	0	0	1	0	1	0	0	0	1	5
9:30 AM	0	0	2	0	0	2	0	0	0	0	0	0	0	0	1	0	0	1	0	0	0	0	0	0	3
9:45 AM	0	0	2	0	0	2	0	0	0	0	0	0	0	0	2	0	0	2	0	0	0	0	0	0	4
Hourly 'Heavy Vehicles'	0	0	11	1	0	12	0	0	0	0	0	0	0	0	15	0	0	15	0	1	0	0	0	1	28
10:00 AM	0	0	3	0	0	3	0	0	0	0	0	0	0	0	3	0	0	3	0	0	0	0	0	0	6
10:15 AM	0	0	3	0	0	3	0	0	0	0	0	0	0	0	1	0	0	1	0	1	0	0	0	1	5
10:30 AM	0	0	3	0	0	3	0	0	0	0	0	0	0	0	4	0	0	4	0	0	0	0	0	0	7
10:45 AM	0	0	2	0	0	2	0	0	0	0	0	0	0	0	1	0	0	1	0	0	0	0	0	0	3
Hourly 'Heavy Vehicles'	0	0	11	0	0	11	0	0	0	0	0	0	0	0	9	0	0	9	0	1	0	0	0	1	21
11:00 AM	0	0	4	0	0	4	0	0	0	0	0	0	0	0	1	0	0	1	0	0	0	0	0	0	5
11:15 AM	0	0	2	1	0	3	0	0	0	0	0	0	0	0	2	0	0	2	0	0	0	0	0	0	5
11:30 AM	0	0	2	0	0	2	0	0	0	0	0	0	0	0	2	0	0	2	0	0	0	0	0	0	4
11:45 AM	0	0	1	1	0	2	0	0	0	0	0	0	0	0	2	0	0	2	0	0	0	0	0	0	4
Hourly 'Heavy Vehicles'	0	0	9	2	0	11	0	0	0	0	0	0	0	0	7	0	0	7	0	0	0	0	0	0	18
12:00 PM	0	0	1	0	0	1	0	0	0	0	0	0	0	0	4	0	0	4	0	0	0	0	0	0	5
12:15 PM	0	0	2	0	0	2	0	0	0	0	0	0	0	0	5	0	0	5	0	0	0	0	0	0	7
12:30 PM	0	0	6	0	0	6	0	0	0	0	0	0	0	1	1	0	0	2	0	0	0	0	0	0	8
12:45 PM	0	0	4	0	0	4	0	0	0	0	0	0	0	0	2	0	0	2	0	0	0	0	0	0	6
Hourly 'Heavy Vehicles'	0	0	13	0	0	13	0	0	0	0	0	0	0	1	12	0	0	13	0	0	0	0	0	0	26
1:00 PM	0	0	1	0	0	1	0	0	0	0	0	0	0	0	3	0	0	3	0	0	0	0	0	0	4
1:15 PM	0	0	2	1	0	3	0	0	0	0	0	0	0	0	2	0	0	2	0	0	0	0	0	0	5
1:30 PM	0	0	7	0	0	7	0	0	0	0	0	0	0	0	1	0	0	1	0	1	0	0	0	1	9
1:45 PM	0	0	2	0	0	2	0	0	0	0	0	0	0	0	3	0	0	3	0	0	0	0	0	0	5
Hourly 'Heavy Vehicles'	0	0	12	1	0	13	0	0	0	0	0	0	0	0	9	0	0	9	0	1	0	0	0	1	23
2:00 PM	0	0	6	0	0	6	0	0	0	0	0	0	0	0	0	0	0	0	0	0	0	0	0	0	6
2:15 PM	0	0	2	0	0	2	0	0	0	0	0	0	0	0	3	0	0	3	0	0	0	0	0	0	5
2:30 PM	0	0	4	1	0	5	0	0	0	0	0	0	0	0	1	0	0	1	0	0	0	0	0	0	6
2:45 PM	0	0	4	3	0	7	0	0	0	0	0	0	0	0	4	0	0	4	0	0	0	0	0	0	11
Hourly 'Heavy Vehicles'	0	0	16	4	0	20	0	0	0	0	0	0	0	0	8	0	0	8	0	0	0	0	0	0	28
3:00 PM	0	0	3	0	0	3	0	0	0	0	0	0	0	0	2	0	0	2	0	0	0	0	0	0	5
3:15 PM	0	0	2	0	0	2	0	0	0	0	0	0	0	0	1	0	0	1	0	0	0	0	0	0	3
3:30 PM	0	0	6	0	0	6	0	0	0	0	0	0	0	0	2	0	0	2	0	0	0	0	0	0	8
3:45 PM	0	0	3	0	0	3	0	0	0	0	0	0	0	0	0	0	0	0	0	0	0	0	0	0	3
Hourly 'Heavy Vehicles'	0	0	14	0	0	14	0	0	0	0	0	0	0	0	5	0	0	5	0	0	0	0	0	0	19

TMC 2607 - CSAH 23 @ Camp Three Rd
Columbus MN
Thursday, March 19, 2026

Time	Southbound Heavy CSAH 23						Westbound Heavy None						Northbound Heavy CSAH 23						Eastbound Heavy Camp Three Rd						VEHICLE 'Heavy Vehicles'	
	U Turns	Left Turns	Straight Through	Right Turns	Crosswalk Crossings	Vehicle Approach 'Heavy Vehicles'	U Turns	Left Turns	Straight Through	Right Turns	Crosswalk Crossings	Vehicle Approach 'Heavy Vehicles'	U Turns	Left Turns	Straight Through	Right Turns	Crosswalk Crossings	Vehicle Approach 'Heavy Vehicles'	U Turns	Left Turns	Straight Through	Right Turns	Crosswalk Crossings	Vehicle Approach 'Heavy Vehicles'		
4:00 PM	0	0	5	0	0	5	0	0	0	0	0	0	0	0	1	0	0	0	1	0	1	0	0	0	0	7
4:15 PM	0	0	1	1	0	2	0	0	0	0	0	0	0	0	2	0	0	0	2	0	0	0	0	0	0	4
4:30 PM	0	0	1	1	0	2	0	0	0	0	0	0	0	0	1	0	0	0	1	0	0	0	0	0	0	3
4:45 PM	0	0	1	0	0	1	0	0	0	0	0	0	0	0	1	0	0	0	1	0	0	0	0	0	0	2
Hourly 'Heavy Vehicles'	0	0	8	2	0	10	0	0	0	0	0	0	0	0	5	0	0	0	5	0	1	0	0	0	0	16
5:00 PM	0	0	0	1	0	1	0	0	0	0	0	0	0	0	2	0	0	0	2	0	0	0	0	0	0	3
5:15 PM	0	0	1	0	0	1	0	0	0	0	0	0	0	0	0	0	0	0	0	0	0	0	0	0	0	1
5:30 PM	0	0	1	0	0	1	0	0	0	0	0	0	0	0	1	0	0	0	1	0	0	0	0	0	0	2
5:45 PM	0	0	0	0	0	0	0	0	0	0	0	0	0	0	1	0	0	0	1	0	0	0	0	0	0	1
Hourly 'Heavy Vehicles'	0	0	2	1	0	3	0	0	0	0	0	0	0	0	4	0	0	0	4	0	0	0	0	0	0	7
6:00 PM	0	0	0	1	0	1	0	0	0	0	0	0	0	0	0	0	0	0	0	0	0	0	0	0	0	1
6:15 PM	0	0	0	0	0	0	0	0	0	0	0	0	0	0	0	0	0	0	0	0	0	0	0	0	0	0
6:30 PM	0	0	0	0	0	0	0	0	0	0	0	0	0	0	0	0	0	0	0	0	0	0	0	0	0	0
6:45 PM	0	0	0	0	0	0	0	0	0	0	0	0	0	0	0	0	0	0	0	0	0	0	0	0	0	0
Hourly 'Heavy Vehicles'	0	0	0	1	0	1	0	0	0	0	0	0	0	0	0	0	0	0	0	0	0	0	0	0	0	1
7:00 PM	0	0	0	0	0	0	0	0	0	0	0	0	0	0	0	0	0	0	0	0	0	0	0	0	0	0
7:15 PM	0	0	1	0	0	1	0	0	0	0	0	0	0	0	0	0	0	0	0	0	0	0	0	0	0	1
7:30 PM	0	0	0	0	0	0	0	0	0	0	0	0	0	0	0	0	0	0	0	0	0	0	0	0	0	0
7:45 PM	0	0	0	0	0	0	0	0	0	0	0	0	0	0	0	0	0	0	0	0	0	0	0	0	0	0
Hourly 'Heavy Vehicles'	0	0	1	0	0	1	0	0	0	0	0	0	0	0	0	0	0	0	0	0	0	0	0	0	0	1
8:00 PM	0	0	0	0	0	0	0	0	0	0	0	0	0	0	0	0	0	0	0	0	0	0	0	0	0	0
8:15 PM	0	0	0	0	0	0	0	0	0	0	0	0	0	0	0	0	0	0	0	0	0	0	0	0	0	0
8:30 PM	0	0	1	0	0	1	0	0	0	0	0	0	0	0	0	0	0	0	0	0	0	0	0	0	0	1
8:45 PM	0	0	0	0	0	0	0	0	0	0	0	0	0	0	0	0	0	0	0	0	0	0	0	0	0	0
Hourly 'Heavy Vehicles'	0	0	1	0	0	1	0	0	0	0	0	0	0	0	0	0	0	0	0	0	0	0	0	0	0	1
9:00 PM	0	0	0	0	0	0	0	0	0	0	0	0	0	0	0	0	0	0	0	0	0	0	0	0	0	0
9:15 PM	0	0	0	0	0	0	0	0	0	0	0	0	0	0	0	0	0	0	0	0	0	0	0	0	0	0
9:30 PM	0	0	0	0	0	0	0	0	0	0	0	0	0	0	0	0	0	0	0	0	0	0	0	0	0	0
9:45 PM	0	0	0	0	0	0	0	0	0	0	0	0	0	0	0	0	0	0	0	0	0	0	0	0	0	0
Hourly 'Heavy Vehicles'	0	0	0	0	0	0	0	0	0	0	0	0	0	0	0	0	0	0	0	0	0	0	0	0	0	0
10:00 PM	0	0	0	0	0	0	0	0	0	0	0	0	0	0	0	0	0	0	0	0	0	0	0	0	0	0
10:15 PM	0	0	0	0	0	0	0	0	0	0	0	0	0	0	0	0	0	0	0	0	0	0	0	0	0	0
10:30 PM	0	0	0	0	0	0	0	0	0	0	0	0	0	0	0	0	0	0	0	0	0	0	0	0	0	0
10:45 PM	0	0	0	0	0	0	0	0	0	0	0	0	0	0	0	0	0	0	0	0	0	0	0	0	0	0
Hourly 'Heavy Vehicles'	0	0	0	0	0	0	0	0	0	0	0	0	0	0	0	0	0	0	0	0	0	0	0	0	0	0
11:00 PM	0	0	0	0	0	0	0	0	0	0	0	0	0	0	0	0	0	0	0	0	0	0	0	0	0	0
11:15 PM	0	0	0	0	0	0	0	0	0	0	0	0	0	0	0	0	0	0	0	0	0	0	0	0	0	0
11:30 PM	0	0	0	0	0	0	0	0	0	0	0	0	0	0	0	0	0	0	0	0	0	0	0	0	0	0
11:45 PM	0	0	0	0	0	0	0	0	0	0	0	0	0	0	0	0	0	0	0	0	0	0	0	0	0	0
Hourly 'Heavy Vehicles'	0	0	0	0	0	0	0	0	0	0	0	0	0	0	0	0	0	0	0	0	0	0	0	0	0	0
DAILY 'Heavy Vehicles'	0	0	129	18	0	147	0	0	0	0	0	0	0	1	105	0	0	106	0	11	0	0	0	11	264	

ANOKA COUNTY HIGHWAY

PC-WARRANTS

TRAFFIC SIGNAL WARRANT ANALYSIS

Study Name: 2607

Study Date : 06/10/2026

Signal Warrants - Summary

Major Street Approaches

Northbound: CSAH 23

Number of Lanes : 1

Total Approach Volume: 1,903

Southbound: CSAH 23

Number of Lanes : 1

Total Approach Volume: 2,422

Minor Street Approaches

Eastbound: Camp Three Rd

Number of Lanes : 1

Total Approach Volume: 633

Warrant Summary (Rural Values Apply)

Warrant 1 - Eight Hour Vehicular Volumes.....Not Satisfied

Warrant 1A - Minimum Vehicular Volume.....Not Satisfied

Required volumes reached for 2 hours, 8 are needed

Warrant 1B - Interruption of Continuous Traffic.....Not Satisfied

Required volumes reached for 3 hours, 8 are needed

Warrant 1C - Combination of Warrants.....Not Satisfied

Required 1A volumes reached for 4 hours, 8 are needed

Required 1B volumes reached for 7 hours, 8 are needed

Warrant 2 - Four Hour Volumes.....Not Satisfied

Number of hours (0) volumes exceed minimum < minimum required (4).

Warrant 3 - Peak Hour.....Not Satisfied

Warrant 3A - Peak Hour Delay.....Not Satisfied

Approach volumes on minor street don't exceed minimums for any one hour period. Delay data not evaluated.

Warrant 3B - Peak Hour Volumes.....Not Satisfied

Volumes do not exceed minimums for any one hour period.

Warrant 4 - Pedestrian Volumes.....Not Evaluated

Warrant 5 - School Crossing.....Not Evaluated

Warrant 6 - Coordinated Signal System.....Not Evaluated

Warrant 7 - Crash Experience.....Not Evaluated

Warrant 8 - Roadway Network.....Not Evaluated

Warrant 9 - Intersection Near a Grade Crossing.....Not Evaluated

ANOKA COUNTY HIGHWAY

PC-WARRANTS

TRAFFIC SIGNAL WARRANT ANALYSIS

Study Name: 2607

Study Date : 06/10/2026

Warrant 1B - Interruption of Continuous Traffic

Description

Intended for sites where the volume of the major street is so heavy that traffic on the minor street suffers excessive delay or hazard.

Summary

Only 3 one hour periods meet minimums.
Warrant is NOT met.

Site Data Required

Rural Settings Apply = **True**
 Number of Major Lanes = **1**
 Number of Minor Lanes = **1**

Volume Requirements

Rural Factor of 70 % applied
 Veh/Hr Major = **315**
 Veh/Hr Minor = **31**

Time	Major Road				Total	Minor Road		Met?
	Major NB	+	Major SB	=		Minor EB	Minor WB	
	CSAH 23					Camp Three Rd		
15:30 - 16:30	216	+	246	=	462	53	0	Yes
16:30 - 17:30	189	+	227	=	416	43	0	Yes
14:30 - 15:30	169	+	190	=	359	38	0	Yes
14:15 - 15:15	179	+	179	=	358	29	0	No
14:00 - 15:00	179	+	176	=	355	24	0	No
13:45 - 14:45	163	+	161	=	324	23	0	No
13:30 - 14:30	157	+	151	=	308	22	0	No
17:30 - 18:30	128	+	164	=	292	31	0	No
12:45 - 13:45	128	+	160	=	288	30	0	No
12:30 - 13:30	117	+	161	=	278	32	0	No
13:15 - 14:15	129	+	147	=	276	23	0	No
07:15 - 08:15	123	+	150	=	273	85	0	No
07:30 - 08:30	120	+	153	=	273	69	0	No
12:15 - 13:15	118	+	154	=	272	32	0	No
13:00 - 14:00	123	+	147	=	270	27	0	No
12:00 - 13:00	118	+	147	=	265	27	0	No
07:00 - 08:00	114	+	144	=	258	98	0	No
11:45 - 12:45	111	+	137	=	248	32	0	No
07:45 - 08:45	109	+	139	=	248	57	0	No
06:45 - 07:45	112	+	134	=	246	96	0	No
06:30 - 07:30	107	+	138	=	245	83	0	No
17:45 - 18:45	105	+	136	=	241	24	0	No
06:00 - 07:00	86	+	150	=	236	56	0	No
06:15 - 07:15	92	+	143	=	235	68	0	No
11:30 - 12:30	104		130		234	28	0	No

ANOKA COUNTY HIGHWAY

PC-WARRANTS

TRAFFIC SIGNAL WARRANT ANALYSIS

Study Name: 2607

Study Date : 06/10/2026

Warrant 1C Combination of Warrants

Description

Intended for sites where the traffic volumes don't meet individual warrants but where Warrants 1A and 1B are both met to 80% of their stated values.

Summary

Only 4 hours meet 1A minimums.
Only 7 hours meet 1B minimums.
Warrant is NOT met.

Site Data Required

Rural Settings Apply = **True**
Number of Major Lanes = **1**
Number of Minor Lanes = **1**

Volume Requirements

Rural Factor of 70% applied
Warrant 1A 1B
Veh/Hr Major = **168 252**

Veh/Hr Minor = **50 25**

Major Road CSAH 23

Minor Road Camp Three Rd

Time	Major NB	+	Major SB	=	Total	Minor EB	Minor WB	Met1A?
16:00 - 17:00	214	+	235	=	449	51	0	Yes
15:00 - 16:00	184	+	225	=	409	50	0	Yes
07:00 - 08:00	114	+	144	=	258	98	0	Yes
06:00 - 07:00	86	+	150	=	236	56	0	Yes
14:45 - 15:45	187	+	200	=	387	40	0	No
17:00 - 18:00	163	+	197	=	360	43	0	No
14:30 - 15:30	169	+	190	=	359	38	0	No
14:15 - 15:15	179	+	179	=	358	29	0	No
14:00 - 15:00	179	+	176	=	355	24	0	No
17:15 - 18:15	144	+	186	=	330	40	0	No
13:45 - 14:45	163	+	161	=	324	23	0	No
13:30 - 14:30	157	+	151	=	308	22	0	No

Time	Major NB	+	Major SB	=	Total	Minor EB	Minor WB	Met1B?
15:15 - 16:15	210	+	252	=	462	55	0	Yes
16:15 - 17:15	200	+	228	=	428	42	0	Yes
14:15 - 15:15	179	+	179	=	358	29	0	Yes
17:15 - 18:15	144	+	186	=	330	40	0	Yes
13:00 - 14:00	123	+	147	=	270	27	0	Yes
12:00 - 13:00	118	+	147	=	265	27	0	Yes
07:00 - 08:00	114	+	144	=	258	98	0	Yes
14:00 - 15:00	179	+	176	=	355	24	0	No
11:45 - 12:45	111	+	137	=	248	32	0	No
06:45 - 07:45	112	+	134	=	246	96	0	No
06:30 - 07:30	107	+	138	=	245	83	0	No
06:00 - 07:00	86	+	150	=	236	56	0	No

ANOKA COUNTY HIGHWAY

PC-WARRANTS

TRAFFIC SIGNAL WARRANT ANALYSIS

Study Name: 2607

Study Date : 06/10/2026

Warrant 2 - Four Hour Volumes

Description

Intended for sites where the volume of intersecting traffic during any four hours of the day is the principal reason for consideration of a signal installation.

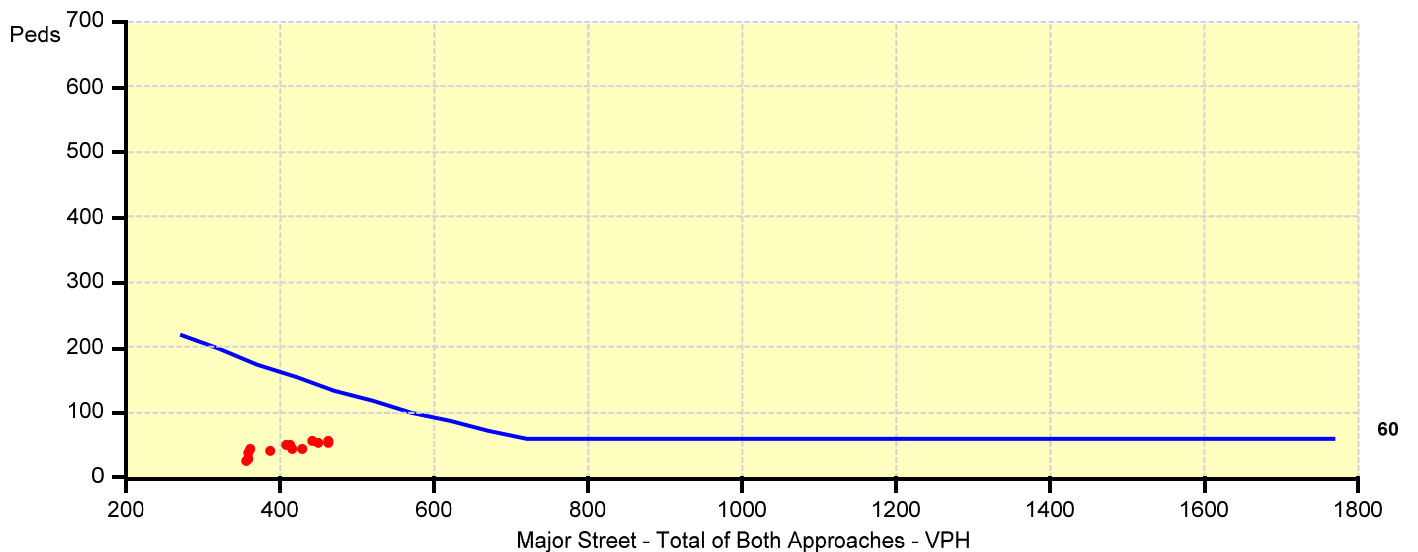
Summary

Only 0 one hour periods meet minimums.
Warrant is NOT met.

Site Data Required

Rural Settings Apply = **True**
 Number of Major Lanes = **1**
 Number of Minor Lanes = **1**

Time	Major Road CSAH 23				Total	Minor Road Camp Three Rd		Met?
	Major NB	+	Major SB	=		Minor EB	Minor WB	
15:30 - 16:30	216	+	246	=	462	53	0	No
15:15 - 16:15	210	+	252	=	462	55	0	No
16:00 - 17:00	214	+	235	=	449	51	0	No
15:45 - 16:45	200	+	241	=	441	54	0	No
16:15 - 17:15	200	+	228	=	428	42	0	No
16:30 - 17:30	189	+	227	=	416	43	0	No
16:45 - 17:45	188	+	224	=	412	48	0	No
15:00 - 16:00	184	+	225	=	409	50	0	No
14:45 - 15:45	187	+	200	=	387	40	0	No
17:00 - 18:00	163	+	197	=	360	43	0	No
14:30 - 15:30	169	+	190	=	359	38	0	No
14:15 - 15:15	179	+	179	=	358	29	0	No



ANOKA COUNTY HIGHWAY

PC-WARRANTS

TRAFFIC SIGNAL WARRANT ANALYSIS

Study Name: 2607

Study Date : 06/10/2026

Warrant 3B - Peak Hour Volumes

Description

Intended for sites where the volume of intersecting traffic during one hour of the day is the principal reason for consideration of a signal installation.

Summary

Only 0 one hour periods meet minimums.
Warrant is NOT met.

Site Data Required

Rural Settings Apply = **True**
 Number of Major Lanes = **1**
 Number of Minor Lanes = **1**

Time	Major Road CSAH 23				Total	Minor Road Camp Three Rd		Met?
	Major NB	+	Major SB	=		Minor EB	Minor WB	
15:30 - 16:30	216	+	246	=	462	53	0	No
15:15 - 16:15	210	+	252	=	462	55	0	No
16:00 - 17:00	214	+	235	=	449	51	0	No
15:45 - 16:45	200	+	241	=	441	54	0	No
16:15 - 17:15	200	+	228	=	428	42	0	No
16:30 - 17:30	189	+	227	=	416	43	0	No
16:45 - 17:45	188	+	224	=	412	48	0	No
15:00 - 16:00	184	+	225	=	409	50	0	No
14:45 - 15:45	187	+	200	=	387	40	0	No
17:00 - 18:00	163	+	197	=	360	43	0	No
14:30 - 15:30	169	+	190	=	359	38	0	No
14:15 - 15:15	179	+	179	=	358	29	0	No

