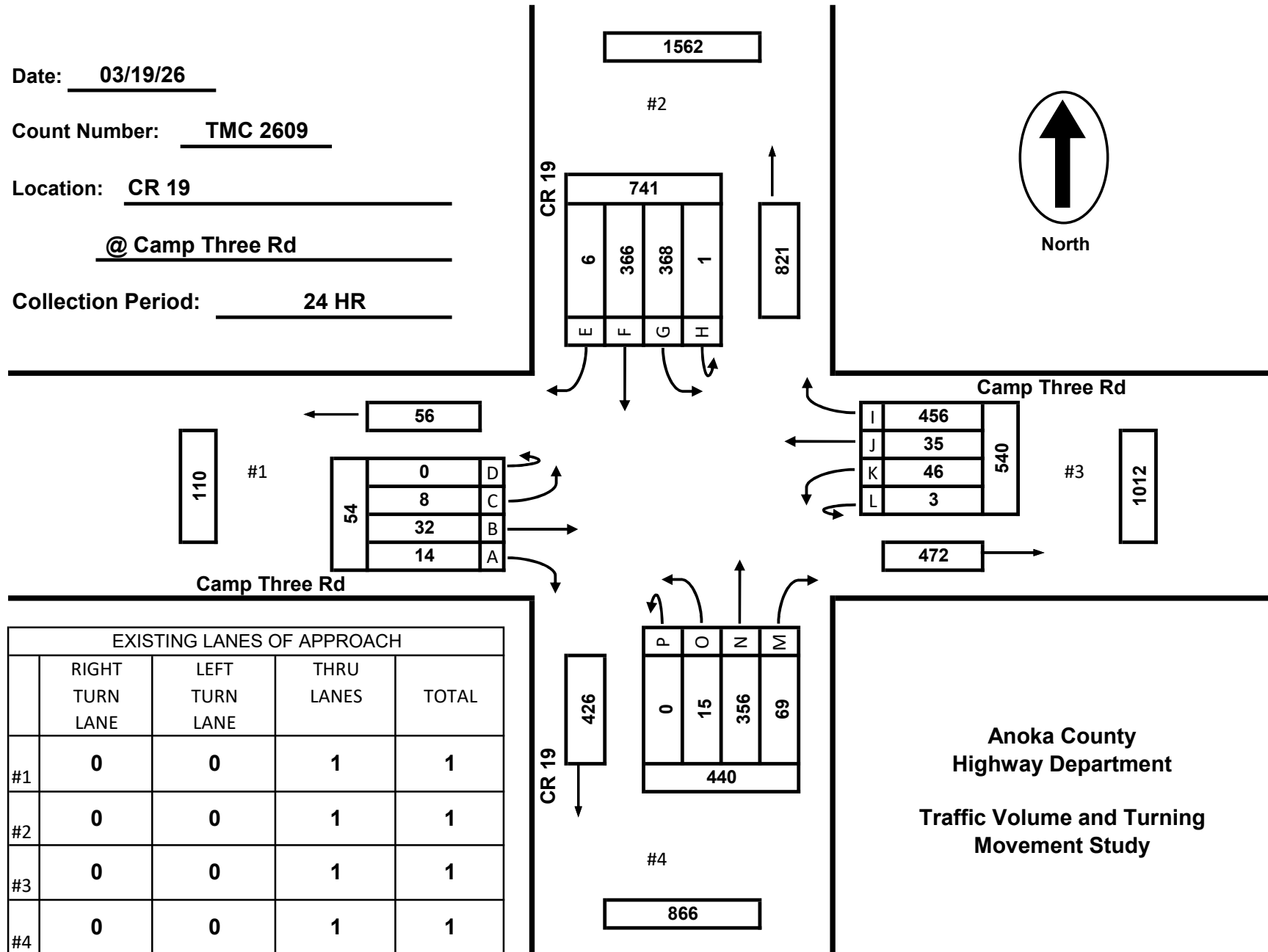



Date: 03/19/26

Count Number: TMC 2609

Location: CR 19  
@ Camp Three Rd

Collection Period: 24 HR



EXISTING LANES OF APPROACH				
	RIGHT TURN LANE	LEFT TURN LANE	THRU LANES	TOTAL
#1	0	0	1	1
#2	0	0	1	1
#3	0	0	1	1
#4	0	0	1	1

Anoka County  
 Highway Department  
 Traffic Volume and Turning  
 Movement Study


Date: 03/19/26

Count Number: TMC 2609

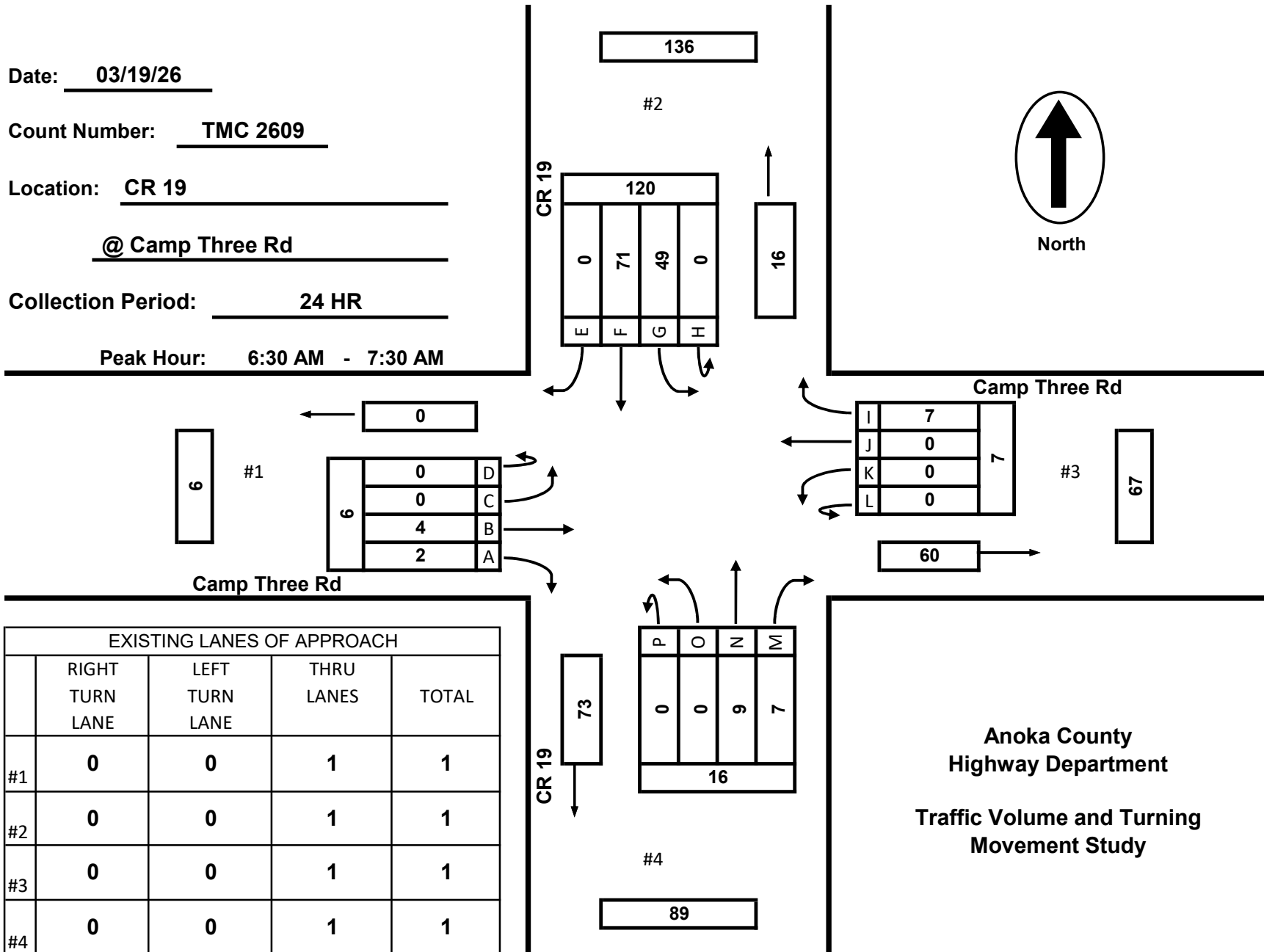
Location: CR 19  
@ Camp Three Rd

Collection Period: 24 HR

Peak Hour: 6:30 AM - 7:30 AM



North



EXISTING LANES OF APPROACH				
	RIGHT TURN LANE	LEFT TURN LANE	THRU LANES	TOTAL
#1	0	0	1	1
#2	0	0	1	1
#3	0	0	1	1
#4	0	0	1	1

Anoka County  
 Highway Department  
 Traffic Volume and Turning  
 Movement Study

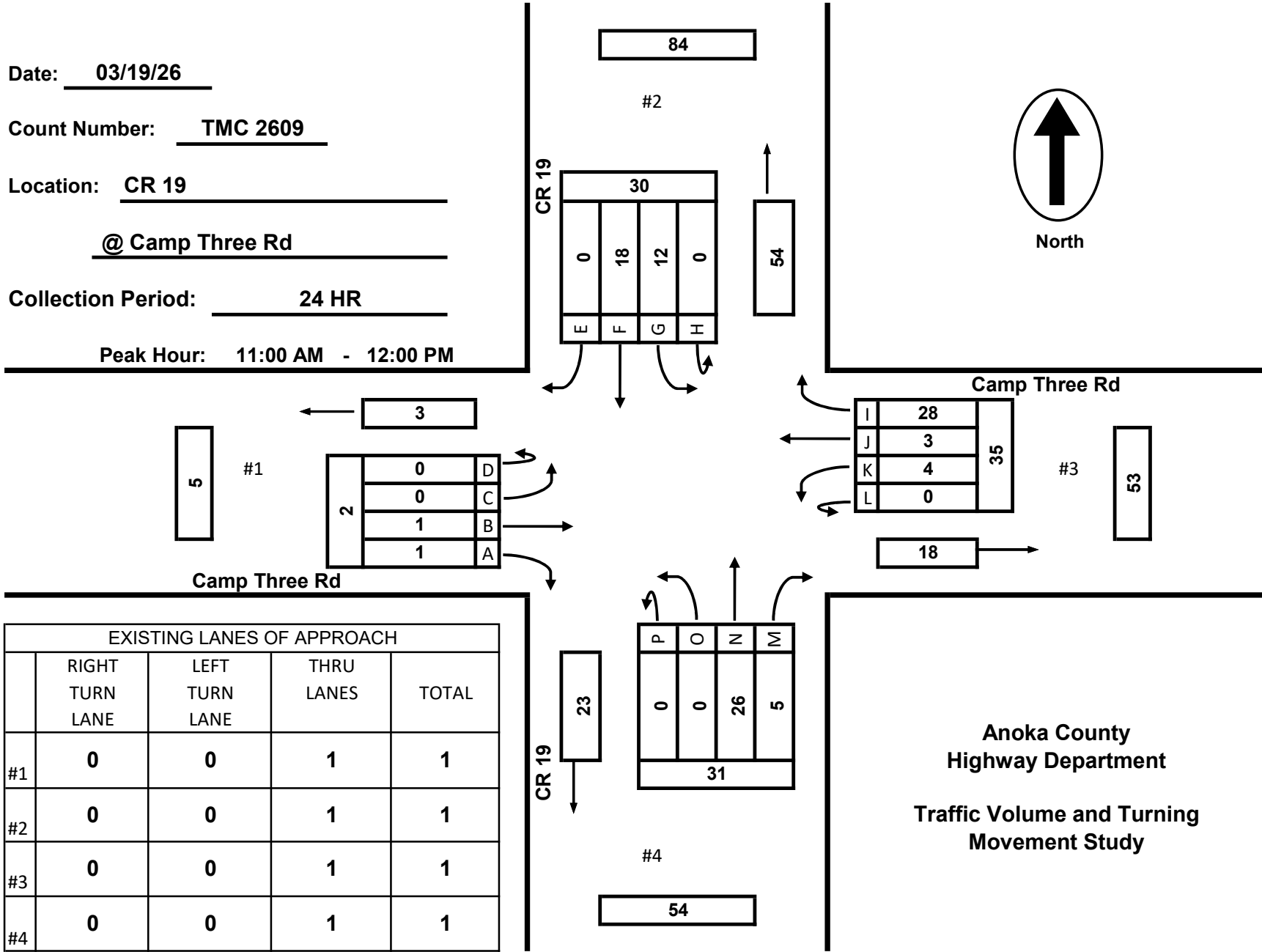

Date: 03/19/26

Count Number: TMC 2609

Location: CR 19  
@ Camp Three Rd

Collection Period: 24 HR

Peak Hour: 11:00 AM - 12:00 PM



EXISTING LANES OF APPROACH				
	RIGHT TURN LANE	LEFT TURN LANE	THRU LANES	TOTAL
#1	0	0	1	1
#2	0	0	1	1
#3	0	0	1	1
#4	0	0	1	1

**Anoka County  
Highway Department  
Traffic Volume and Turning  
Movement Study**

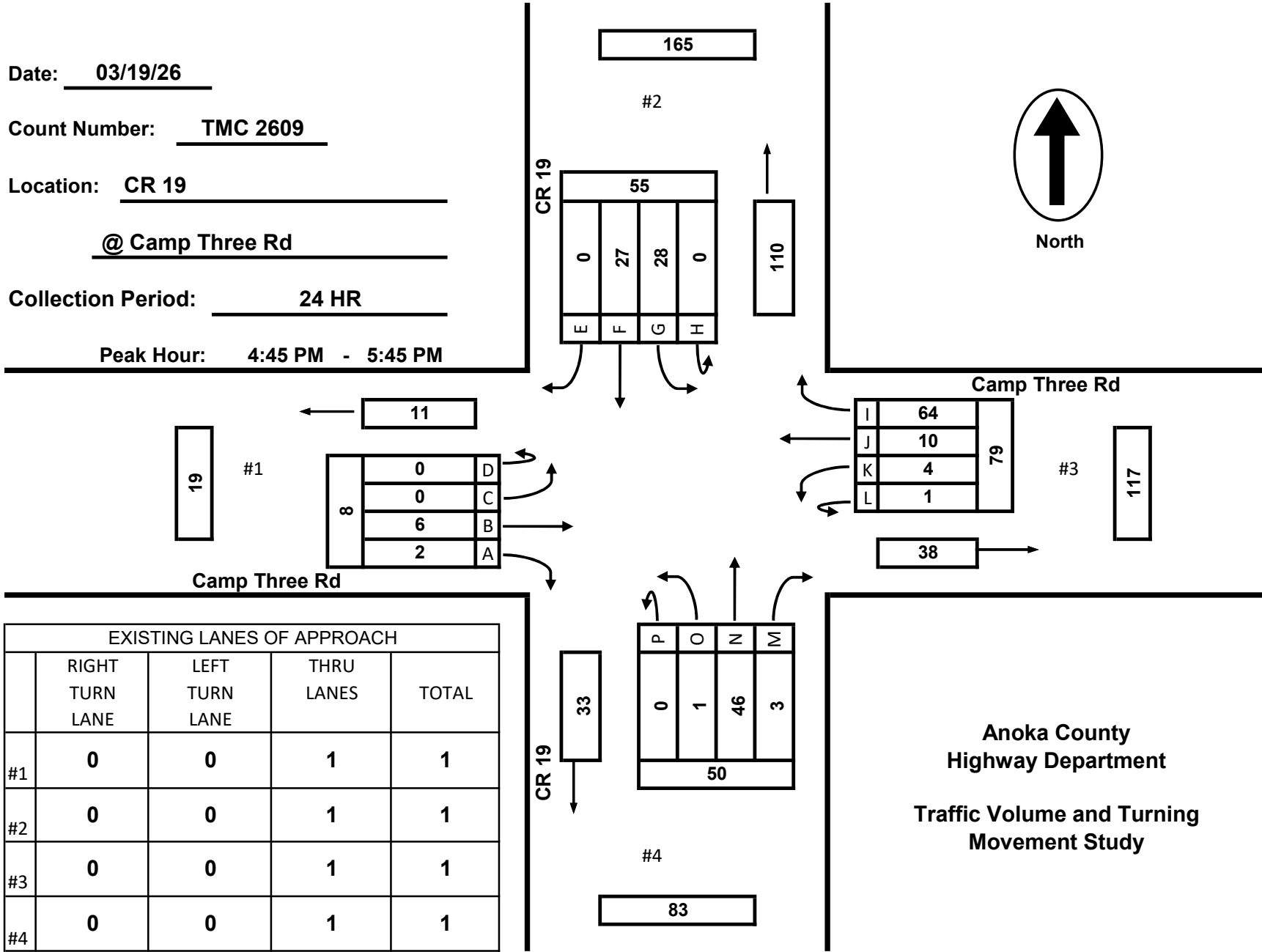

Date: 03/19/26

Count Number: TMC 2609

Location: CR 19  
@ Camp Three Rd

Collection Period: 24 HR

Peak Hour: 4:45 PM - 5:45 PM



EXISTING LANES OF APPROACH				
	RIGHT TURN LANE	LEFT TURN LANE	THRU LANES	TOTAL
#1	0	0	1	1
#2	0	0	1	1
#3	0	0	1	1
#4	0	0	1	1

Anoka County  
 Highway Department  
 Traffic Volume and Turning  
 Movement Study

TMC 2609 - CR 19 @ Camp Three Rd  
Columbus MN  
Thursday, March 19, 2026

Time	Southbound CR 19						Westbound Camp Three Rd						Northbound CR 19						Eastbound Camp Three Rd						VEHICLE TOTAL	
	U Turns	Left Turns	Straight Through	Right Turns	Crosswalk Crossings	Vehicle Approach Total	U Turns	Left Turns	Straight Through	Right Turns	Crosswalk Crossings	Vehicle Approach Total	U Turns	Left Turns	Straight Through	Right Turns	Crosswalk Crossings	Vehicle Approach Total	U Turns	Left Turns	Straight Through	Right Turns	Crosswalk Crossings	Vehicle Approach Total		
12:00 AM	0	0	0	0	0	0	0	1	0	0	0	1	0	0	0	0	0	0	1	0	0	1	0	0	1	3
12:15 AM	0	0	0	0	0	0	0	0	0	2	0	2	0	0	1	0	0	1	0	0	0	0	0	0	3	
12:30 AM	0	0	2	0	0	2	0	0	0	0	0	0	0	0	0	0	0	0	0	0	0	0	0	0	2	
12:45 AM	0	0	0	0	0	0	0	1	0	3	0	4	0	0	1	0	0	1	0	0	0	0	0	0	5	
Hourly Total	0	0	2	0	0	2	0	2	0	5	0	7	0	0	3	0	0	3	0	0	1	0	0	1	13	
1:00 AM	0	0	0	0	0	0	0	0	0	0	0	0	0	0	0	0	0	0	0	0	0	0	0	0	0	
1:15 AM	0	0	0	0	0	0	0	0	0	1	0	1	0	0	0	0	0	0	0	0	0	0	0	0	1	
1:30 AM	0	1	1	0	0	2	0	0	0	1	0	1	0	0	0	0	0	0	0	0	0	0	0	0	3	
1:45 AM	0	0	0	0	0	0	0	0	0	1	0	1	0	0	0	0	0	0	0	0	0	0	0	0	1	
Hourly Total	0	1	1	0	0	2	0	0	0	3	0	3	0	0	0	0	0	0	0	0	0	0	0	0	5	
2:00 AM	0	0	0	0	0	0	0	0	0	0	0	0	0	1	0	0	0	1	0	0	0	0	0	0	1	
2:15 AM	0	0	0	0	0	0	0	0	0	0	0	0	0	0	0	0	0	0	0	0	0	0	0	0	0	
2:30 AM	0	0	0	0	0	0	0	0	0	1	0	1	0	0	1	0	0	1	0	0	0	0	0	0	2	
2:45 AM	0	1	0	0	0	1	0	0	0	0	0	0	0	0	0	0	0	0	0	0	0	0	0	0	1	
Hourly Total	0	1	0	0	0	1	0	0	0	1	0	1	0	1	1	0	0	2	0	0	0	0	0	0	4	
3:00 AM	0	0	2	0	0	2	0	0	0	0	0	0	0	0	1	0	0	1	0	0	0	0	0	0	3	
3:15 AM	0	2	1	0	0	3	0	0	0	2	0	2	0	0	0	0	0	0	0	0	1	0	0	1	6	
3:30 AM	0	0	0	0	0	0	0	0	0	1	0	1	0	0	0	0	0	0	0	0	0	0	0	0	1	
3:45 AM	0	0	1	0	0	1	0	0	0	0	0	0	0	0	0	0	0	0	0	0	0	0	0	0	1	
Hourly Total	0	2	4	0	0	6	0	0	0	3	0	3	0	0	1	0	0	1	0	0	1	0	0	1	11	
4:00 AM	0	0	0	0	0	0	0	0	0	0	0	0	0	0	0	0	0	0	0	0	0	0	0	0	0	
4:15 AM	0	2	2	0	0	4	0	0	0	0	0	0	0	0	0	0	0	0	0	0	0	0	0	0	4	
4:30 AM	0	0	2	0	0	2	0	0	0	0	0	0	0	0	0	2	0	2	0	0	0	0	0	0	4	
4:45 AM	0	1	5	0	0	6	0	0	0	0	0	0	0	0	0	0	0	0	0	0	0	0	0	0	6	
Hourly Total	0	3	9	0	0	12	0	0	0	0	0	0	0	0	0	2	0	2	0	0	0	0	0	0	14	
5:00 AM	0	0	6	0	0	6	0	0	0	0	0	0	0	0	0	0	0	0	0	0	0	0	0	0	6	
5:15 AM	0	2	9	0	0	11	0	0	0	0	0	0	0	0	1	0	0	1	0	0	1	0	0	1	13	
5:30 AM	0	4	9	0	0	13	0	0	0	2	0	2	0	0	1	0	0	1	0	0	0	0	0	0	16	
5:45 AM	0	6	9	0	0	15	0	0	0	2	0	2	0	0	0	0	0	0	0	0	0	0	0	0	17	
Hourly Total	0	12	33	0	0	45	0	0	0	4	0	4	0	0	2	0	0	2	0	0	1	0	0	1	52	
6:00 AM	0	6	7	0	0	13	0	0	0	1	0	1	0	0	0	1	0	1	0	0	0	0	0	0	15	
6:15 AM	0	8	9	0	0	17	0	0	0	2	0	2	0	0	0	3	0	3	0	0	1	0	0	1	23	
6:30 AM	0	7	23	0	0	30	0	0	0	2	0	2	0	0	3	0	0	3	0	0	3	0	0	3	38	
6:45 AM	0	9	24	0	0	33	0	0	0	2	0	2	0	0	3	0	0	3	0	0	0	0	0	0	38	
Hourly Total	0	30	63	0	0	93	0	0	0	7	0	7	0	0	6	4	0	10	0	0	4	0	0	4	114	
7:00 AM	0	17	12	0	0	29	0	0	0	1	0	1	0	0	2	3	0	5	0	0	0	1	0	1	36	
7:15 AM	0	16	12	0	0	28	0	0	0	2	0	2	0	0	1	4	0	5	0	0	1	1	0	2	37	
7:30 AM	0	13	14	0	0	27	0	0	0	5	0	5	0	0	2	2	0	4	0	0	1	1	0	2	38	
7:45 AM	0	12	4	0	0	16	0	2	1	3	0	6	0	0	3	0	0	3	0	0	0	0	0	0	25	
Hourly Total	0	58	42	0	0	100	0	2	1	11	0	14	0	0	8	9	0	17	0	0	2	3	0	5	136	

TMC 2609 - CR 19 @ Camp Three Rd  
Columbus MN  
Thursday, March 19, 2026

Time	Southbound CR 19						Westbound Camp Three Rd						Northbound CR 19						Eastbound Camp Three Rd						VEHICLE TOTAL
	U Turns	Left Turns	Straight Through	Right Turns	Crosswalk Crossings	Vehicle Approach Total	U Turns	Left Turns	Straight Through	Right Turns	Crosswalk Crossings	Vehicle Approach Total	U Turns	Left Turns	Straight Through	Right Turns	Crosswalk Crossings	Vehicle Approach Total	U Turns	Left Turns	Straight Through	Right Turns	Crosswalk Crossings	Vehicle Approach Total	
8:00 AM	0	7	10	0	0	17	0	1	0	7	0	8	0	0	3	0	0	3	0	0	0	1	0	1	29
8:15 AM	0	8	8	0	0	16	0	0	0	5	0	5	0	0	0	1	0	1	0	0	2	2	0	4	26
8:30 AM	0	8	9	0	0	17	0	0	0	3	0	3	0	2	6	0	0	8	0	0	0	0	0	0	28
8:45 AM	0	1	6	0	0	7	0	2	0	4	0	6	0	0	2	2	0	4	0	0	0	0	0	0	17
Hourly Total	0	24	33	0	0	57	0	3	0	19	0	22	0	2	11	3	0	16	0	0	2	3	0	5	100
9:00 AM	0	4	2	0	0	6	0	1	0	3	0	4	0	0	3	0	0	3	0	0	1	0	0	1	14
9:15 AM	0	8	5	2	0	15	0	0	0	4	0	4	0	0	6	0	0	6	0	0	0	2	0	2	27
9:30 AM	0	3	4	0	0	7	0	1	0	9	0	10	0	0	4	0	0	4	0	1	0	0	0	1	22
9:45 AM	0	2	5	0	0	7	0	0	0	2	0	2	0	0	6	2	0	8	0	0	0	0	0	0	17
Hourly Total	0	17	16	2	0	35	0	2	0	18	0	20	0	0	19	2	0	21	0	1	1	2	0	4	80
10:00 AM	0	1	4	0	0	5	0	3	1	6	0	10	0	0	1	0	0	1	0	0	0	0	1	0	16
10:15 AM	0	6	5	0	0	11	0	1	0	5	0	6	0	0	2	1	0	3	0	1	0	0	0	1	21
10:30 AM	0	4	4	1	0	9	0	0	0	3	0	3	0	0	5	0	0	5	0	0	1	0	0	1	18
10:45 AM	0	11	1	0	0	12	0	0	0	1	0	1	0	0	1	2	0	3	0	0	1	0	0	1	17
Hourly Total	0	22	14	1	0	37	0	4	1	15	0	20	0	0	9	3	0	12	0	1	2	0	1	3	72
11:00 AM	0	3	3	0	0	6	0	1	0	3	0	4	0	0	5	2	0	7	0	0	1	0	0	1	18
11:15 AM	0	3	7	0	0	10	0	0	0	8	0	8	0	0	6	0	0	6	0	0	0	0	0	0	24
11:30 AM	0	1	7	0	0	8	0	2	2	10	0	14	0	0	5	2	0	7	0	0	0	0	0	0	29
11:45 AM	0	5	1	0	0	6	0	1	1	7	0	9	0	0	10	1	0	11	0	0	0	1	0	1	27
Hourly Total	0	12	18	0	0	30	0	4	3	28	0	35	0	0	26	5	0	31	0	0	1	1	0	2	98
12:00 PM	0	4	6	0	0	10	0	0	0	3	0	3	0	0	4	0	0	4	0	0	0	0	0	0	17
12:15 PM	0	4	2	0	0	6	0	3	0	4	0	7	0	0	3	1	0	4	0	0	0	0	0	0	17
12:30 PM	0	5	6	0	0	11	0	0	0	3	0	3	0	0	3	1	0	4	0	0	0	0	0	0	18
12:45 PM	0	5	2	0	0	7	0	0	1	8	0	9	0	0	5	2	0	7	0	0	0	0	0	0	23
Hourly Total	0	18	16	0	0	34	0	3	1	18	0	22	0	0	15	4	0	19	0	0	0	0	0	0	75
1:00 PM	0	5	5	0	0	10	0	1	0	5	0	6	0	1	3	1	0	5	0	0	0	0	0	0	21
1:15 PM	0	1	2	0	0	3	0	0	1	6	0	7	0	0	6	2	0	8	0	0	2	0	0	2	20
1:30 PM	0	3	5	0	0	8	0	1	3	4	0	8	0	0	2	0	0	2	0	0	1	0	0	1	19
1:45 PM	0	5	1	0	0	6	0	1	0	3	0	4	0	0	5	0	0	5	0	0	0	0	0	0	15
Hourly Total	0	14	13	0	0	27	0	3	4	18	0	25	0	1	16	3	0	20	0	0	3	0	0	3	75
2:00 PM	0	5	3	0	0	8	0	1	0	6	0	7	0	0	4	2	0	6	0	1	0	2	0	3	24
2:15 PM	0	3	1	1	0	5	0	1	1	12	0	14	0	0	6	0	0	6	0	1	0	0	0	1	26
2:30 PM	0	3	4	0	0	7	1	2	1	20	0	24	0	0	7	0	0	7	0	1	2	1	0	4	42
2:45 PM	0	4	1	0	2	5	0	1	1	9	0	11	0	0	6	1	0	7	0	0	0	0	0	0	23
Hourly Total	0	15	9	1	2	25	1	5	3	47	0	56	0	0	23	3	0	26	0	3	2	3	0	8	115
3:00 PM	0	7	2	0	0	9	0	0	1	7	0	8	0	1	16	1	0	18	0	2	0	0	0	2	37
3:15 PM	0	13	4	0	0	17	0	1	0	4	0	5	0	0	10	3	0	13	0	0	0	0	0	0	35
3:30 PM	0	6	5	0	0	11	0	0	1	13	0	14	0	0	13	2	0	15	0	0	2	0	0	2	42
3:45 PM	0	7	5	0	0	12	1	2	1	14	0	18	0	0	12	0	0	12	0	0	1	0	0	1	43
Hourly Total	0	33	16	0	0	49	1	3	3	38	0	45	0	1	51	6	0	58	0	2	3	0	0	5	157

TMC 2609 - CR 19 @ Camp Three Rd  
Columbus MN  
Thursday, March 19, 2026

Time	Southbound CR 19						Westbound Camp Three Rd						Northbound CR 19						Eastbound Camp Three Rd						VEHICLE TOTAL
	U Turns	Left Turns	Straight Through	Right Turns	Crosswalk Crossings	Vehicle Approach Total	U Turns	Left Turns	Straight Through	Right Turns	Crosswalk Crossings	Vehicle Approach Total	U Turns	Left Turns	Straight Through	Right Turns	Crosswalk Crossings	Vehicle Approach Total	U Turns	Left Turns	Straight Through	Right Turns	Crosswalk Crossings	Vehicle Approach Total	
4:00 PM	0	9	5	1	0	15	0	1	2	21	0	24	0	1	16	0	0	17	0	0	0	0	0	0	56
4:15 PM	0	8	1	0	0	9	0	0	0	14	0	14	0	0	15	2	0	17	0	0	0	0	0	0	40
4:30 PM	0	8	5	0	0	13	0	0	1	13	0	14	0	3	9	1	0	13	0	1	0	0	1	1	41
4:45 PM	0	4	6	0	0	10	1	2	1	18	0	22	0	1	16	0	0	17	0	0	0	0	0	0	49
Hourly Total	0	29	17	1	0	47	1	3	4	66	0	74	0	5	56	3	0	64	0	1	0	0	1	1	186
5:00 PM	0	7	5	0	0	12	0	1	1	17	0	19	0	0	15	0	0	15	0	0	1	2	0	3	49
5:15 PM	0	7	9	0	0	16	0	1	4	13	0	18	0	0	6	2	0	8	0	0	2	0	0	2	44
5:30 PM	0	10	7	0	0	17	0	0	4	16	0	20	0	0	9	1	0	10	0	0	3	0	0	3	50
5:45 PM	1	7	5	0	0	13	0	1	0	13	0	14	0	0	17	2	0	19	0	0	2	0	0	2	48
Hourly Total	1	31	26	0	0	58	0	3	9	59	0	71	0	0	47	5	0	52	0	0	8	2	0	10	191
6:00 PM	0	2	3	0	0	5	0	0	0	15	0	15	0	2	3	4	0	9	0	0	0	0	0	0	29
6:15 PM	0	3	3	0	0	6	0	2	0	11	0	13	0	0	7	2	0	9	0	0	1	0	0	1	29
6:30 PM	0	5	2	1	0	8	0	0	0	7	0	7	0	0	5	0	0	5	0	0	0	0	0	0	20
6:45 PM	0	0	5	0	0	5	0	2	2	3	0	7	0	0	3	1	0	4	0	0	0	0	0	0	16
Hourly Total	0	10	13	1	0	24	0	4	2	36	0	42	0	2	18	7	0	27	0	0	1	0	0	1	94
7:00 PM	0	3	3	0	0	6	0	0	0	5	0	5	0	0	1	1	0	2	0	0	0	0	0	0	13
7:15 PM	0	4	2	0	0	6	0	1	0	3	0	4	0	0	5	3	0	8	0	0	0	0	0	0	18
7:30 PM	0	0	2	0	0	2	0	0	0	14	0	14	0	0	5	1	0	6	0	0	0	0	0	0	22
7:45 PM	0	2	4	0	0	6	0	1	0	4	0	5	0	0	2	0	0	2	0	0	0	0	0	0	13
Hourly Total	0	9	11	0	0	20	0	2	0	26	0	28	0	0	13	5	0	18	0	0	0	0	0	0	66
8:00 PM	0	2	3	0	0	5	0	1	0	1	0	2	0	1	5	1	0	7	0	0	0	0	0	0	14
8:15 PM	0	5	3	0	0	8	0	0	0	2	0	2	0	0	1	0	0	1	0	0	0	0	0	0	11
8:30 PM	0	3	0	0	0	3	0	0	0	1	0	1	0	0	5	0	0	5	0	0	0	0	0	0	9
8:45 PM	0	2	0	0	0	2	0	0	1	3	0	4	0	0	6	1	0	7	0	0	0	0	0	0	13
Hourly Total	0	12	6	0	0	18	0	1	1	7	0	9	0	1	17	2	0	20	0	0	0	0	0	0	47
9:00 PM	0	0	1	0	0	1	0	0	1	2	0	3	0	0	1	0	0	1	0	0	0	0	0	0	5
9:15 PM	0	4	1	0	0	5	0	0	1	5	0	6	0	0	1	0	0	1	0	0	0	0	0	0	12
9:30 PM	0	1	2	0	0	3	0	0	0	4	0	4	0	0	1	1	0	2	0	0	0	0	0	0	9
9:45 PM	0	2	0	0	0	2	0	1	0	0	0	1	0	0	5	1	0	6	0	0	0	0	0	0	9
Hourly Total	0	7	4	0	0	11	0	1	2	11	0	14	0	0	8	2	0	10	0	0	0	0	0	0	35
10:00 PM	0	3	0	0	0	3	0	0	0	4	0	4	0	0	0	0	0	0	0	0	0	0	0	0	7
10:15 PM	0	4	0	0	0	4	0	0	0	4	0	4	0	1	1	0	0	2	0	0	0	0	0	0	10
10:30 PM	0	0	0	0	0	0	0	0	1	2	0	3	0	0	0	0	0	0	0	0	0	0	0	0	3
10:45 PM	0	0	0	0	0	0	0	0	0	1	0	1	0	0	3	0	0	3	0	0	0	0	0	0	4
Hourly Total	0	7	0	0	0	7	0	0	1	11	0	12	0	1	4	0	0	5	0	0	0	0	0	0	24
11:00 PM	0	0	0	0	0	0	0	0	0	1	0	1	0	0	0	0	0	0	0	0	0	0	0	0	1
11:15 PM	0	0	0	0	0	0	0	0	0	2	0	2	0	0	2	0	0	2	0	0	0	0	0	0	4
11:30 PM	0	0	0	0	0	0	0	1	0	0	0	1	0	1	0	0	0	1	0	0	0	0	0	0	2
11:45 PM	0	1	0	0	0	1	0	0	0	2	0	2	0	0	0	1	0	1	0	0	0	0	0	0	4
Hourly Total	0	1	0	0	0	1	0	1	0	5	0	6	0	1	2	1	0	4	0	0	0	0	0	0	11
<b>DAILY TOTAL</b>	<b>1</b>	<b>368</b>	<b>366</b>	<b>6</b>	<b>2</b>	<b>741</b>	<b>3</b>	<b>46</b>	<b>35</b>	<b>456</b>	<b>0</b>	<b>540</b>	<b>0</b>	<b>15</b>	<b>356</b>	<b>69</b>	<b>0</b>	<b>440</b>	<b>0</b>	<b>8</b>	<b>32</b>	<b>14</b>	<b>2</b>	<b>54</b>	<b>1775</b>
<b>Cars</b>	1	364	347	6	2	718	3	46	33	446	0	528	0	15	338	69	0	422	0	7	30	14	2	51	1719
<b>Heavy Vehicles</b>	0	4	19	0	0	23	0	0	2	10	0	12	0	0	18	0	0	18	0	1	2	0	0	3	56
<b>Heavy Vehicle %</b>	0.00%	1.09%	5.19%	0.00%	0.00%	3.10%	0.00%	0.00%	5.71%	2.19%	0.00%	2.22%	0.00%	0.00%	5.06%	0.00%	0.00%	4.09%	0.00%	12.50%	6.25%	0.00%	0.00%	5.56%	3.15%

TMC 2609 - CR 19 @ Camp Three Rd  
Columbus MN  
Thursday, March 19, 2026  
AM Peak Hour (00:00 to 10:00)

Time	Southbound						Westbound						Northbound						Eastbound						VEHICLE TOTAL						
	U Turns	Left Turns	Straight Through	Right Turns	Crosswalk Crossings	Vehicle Approach Total	U Turns	Left Turns	Straight Through	Right Turns	Crosswalk Crossings	Vehicle Approach Total	U Turns	Left Turns	Straight Through	Right Turns	Crosswalk Crossings	Vehicle Approach Total	U Turns	Left Turns	Straight Through	Right Turns	Crosswalk Crossings	Vehicle Approach Total							
6:30 AM	0	7	23	0	0	30	0	0	0	2	0	2	0	0	3	0	0	3	0	0	3	0	0	3	0	0	0	0	0	0	38
6:45 AM	0	9	24	0	0	33	0	0	0	2	0	2	0	0	3	0	0	3	0	0	0	0	0	0	0	0	0	0	0	0	38
7:00 AM	0	17	12	0	0	29	0	0	0	1	0	1	0	0	2	3	0	5	0	0	0	1	0	1	0	0	0	1	0	1	36
7:15 AM	0	16	12	0	0	28	0	0	0	2	0	2	0	0	1	4	0	5	0	0	1	1	0	2	0	0	1	1	0	2	37
Peak Hour Total	0	49	71	0	0	120	0	0	0	7	0	7	0	0	9	7	0	16	0	0	4	2	0	6	0	0	4	2	0	6	149
Peak Hour Heavy Vehicle	0	1	1	0	0	2	0	0	0	1	0	1	0	0	0	0	0	0	0	0	0	0	0	0	0	0	0	0	0	0	3
Peak Hour Heavy Vehicle PHF	0.00%	2.04%	1.41%	0.00%	0.00%	1.67%	0.00%	0.00%	0.00%	14.29%	0.00%	14.29%	0.00%	0.00%	0.00%	0.00%	0.00%	0.00%	0.00%	0.00%	0.00%	0.00%	0.00%	0.00%	0.00%	0.00%	0.333	0.500	0.00%	0.500	2.01%
	0.00%	0.721	0.740	0.000	0.000	0.909	0.000	0.000	0.000	0.875	0.000	0.875	0.000	0.000	0.750	0.438	0.000	0.800	0.000	0.000	0.333	0.500	0.000	0.500	0.000	0.000	0.000	0.500	0.000	0.500	0.980

Mid Peak Hour (10:00 - 14:00)


Time	Southbound						Westbound						Northbound						Eastbound						VEHICLE TOTAL						
	U Turns	Left Turns	Straight Through	Right Turns	Crosswalk Crossings	Vehicle Approach Total	U Turns	Left Turns	Straight Through	Right Turns	Crosswalk Crossings	Vehicle Approach Total	U Turns	Left Turns	Straight Through	Right Turns	Crosswalk Crossings	Vehicle Approach Total	U Turns	Left Turns	Straight Through	Right Turns	Crosswalk Crossings	Vehicle Approach Total							
11:00 AM	0	3	3	0	0	6	0	1	0	3	0	4	0	0	5	2	0	7	0	0	1	0	0	1	0	0	0	0	0	0	18
11:15 AM	0	3	7	0	0	10	0	0	0	8	0	8	0	0	6	0	0	6	0	0	0	0	0	0	0	0	0	0	0	0	24
11:30 AM	0	1	7	0	0	8	0	2	2	10	0	14	0	0	5	2	0	7	0	0	0	0	0	0	0	0	0	0	0	0	29
11:45 AM	0	5	1	0	0	6	0	1	1	7	0	9	0	0	10	1	0	11	0	0	0	1	0	1	0	0	0	1	0	1	27
Peak Hour Total	0	12	18	0	0	30	0	4	3	28	0	35	0	0	26	5	0	31	0	0	1	1	0	2	0	0	1	1	0	2	98
Peak Hour Heavy Vehicle	0	0	5	0	0	5	0	0	1	0	0	1	0	0	1	0	0	1	0	0	0	0	0	0	0	0	0	0	0	0	7
Peak Hour Heavy Vehicle PHF	0.00%	0.00%	27.78%	0.00%	0.00%	16.67%	0.00%	0.00%	33.33%	0.00%	0.00%	2.86%	0.00%	0.00%	3.85%	0.00%	0.00%	3.23%	0.00%	0.00%	0.00%	0.00%	0.00%	0.00%	0.00%	0.00%	0.250	0.250	0.00%	0.500	7.14%
	0.00%	0.600	0.643	0.000	0.000	0.750	0.000	0.500	0.375	0.700	0.000	0.625	0.000	0.000	0.650	0.625	0.000	0.705	0.000	0.000	0.250	0.250	0.000	0.500	0.000	0.000	0.000	0.500	0.000	0.500	0.845

PM Peak Hour (14:00 - 24:00)

Time	Southbound						Westbound						Northbound						Eastbound						VEHICLE TOTAL						
	U Turns	Left Turns	Straight Through	Right Turns	Crosswalk Crossings	Vehicle Approach Total	U Turns	Left Turns	Straight Through	Right Turns	Crosswalk Crossings	Vehicle Approach Total	U Turns	Left Turns	Straight Through	Right Turns	Crosswalk Crossings	Vehicle Approach Total	U Turns	Left Turns	Straight Through	Right Turns	Crosswalk Crossings	Vehicle Approach Total							
4:45 PM	0	4	6	0	0	10	1	2	1	18	0	22	0	1	16	0	0	17	0	0	0	0	0	0	0	0	0	0	0	0	49
5:00 PM	0	7	5	0	0	12	0	1	1	17	0	19	0	0	15	0	0	15	0	0	1	2	0	3	0	0	0	0	0	0	49
5:15 PM	0	7	9	0	0	16	0	1	4	13	0	18	0	0	6	2	0	8	0	0	2	0	0	2	0	0	0	0	0	0	44
5:30 PM	0	10	7	0	0	17	0	0	4	16	0	20	0	0	9	1	0	10	0	0	3	0	0	3	0	0	0	0	0	0	50
Peak Hour Total	0	28	27	0	0	55	1	4	10	64	0	79	0	1	46	3	0	50	0	0	6	2	0	8	0	0	6	2	0	8	192
Peak Hour Heavy Vehicle	0	0	1	0	0	1	0	0	0	0	0	0	0	0	2	0	0	2	0	0	0	0	0	0	0	0	0	0	0	0	3
Peak Hour Heavy Vehicle PHF	0.00%	0.00%	3.70%	0.00%	0.00%	1.82%	0.00%	0.00%	0.00%	0.00%	0.00%	0.00%	0.00%	0.00%	4.35%	0.00%	0.00%	4.00%	0.00%	0.00%	0.00%	0.00%	0.00%	0.00%	0.00%	0.00%	0.500	0.250	0.00%	0.667	1.56%
	0.00%	0.700	0.750	0.000	0.000	0.809	0.250	0.500	0.625	0.889	0.000	0.898	0.000	0.250	0.719	0.375	0.000	0.735	0.000	0.000	0.500	0.250	0.000	0.667	0.000	0.000	0.500	0.250	0.000	0.667	0.960

Total Vehicles On Leg		1562	
Vehicles Entering Intersection	741	Vehicles Exiting Intersection	821
Southbound			
Cars	6	347	364
Heavy	0	19	4
Total	6	366	368

Total Vehicles on Leg 110	Vehicles Entering Intersection	Eastbound	Cars	Heavy	Total
	54		2	0	2
	Vehicles Exiting Intersection		7	1	8
	56		30	2	32
			14	0	14



Cars	Heavy	Total	Westbound	Vehicles Entering Intersection	Total Vehicles on Leg 1012
446	10	456		540	
33	2	35		Vehicles Exiting Intersection	
46	0	46		472	
3	0	3			
0	0	0			

Cars	0	0	15	338	69
Heavy	0	0	0	18	0
Total	0	0	15	356	69
Northbound					
Vehicles Entering Intersection			Vehicles Exiting Intersection		
440			426		
Total Vehicles On Leg			866		



TMC 2609 - CR 19 @ Camp Three Rd  
Columbus MN  
Thursday, March 19, 2026

Time	Southbound Heavy CR 19						Westbound Heavy Camp Three Rd						Northbound Heavy CR 19						Eastbound Heavy Camp Three Rd						VEHICLE 'Heavy Vehicles'						
	U Turns	Left Turns	Straight Through	Right Turns	Crosswalk Crossings	Vehicle Approach 'Heavy Vehicles'	U Turns	Left Turns	Straight Through	Right Turns	Crosswalk Crossings	Vehicle Approach 'Heavy Vehicles'	U Turns	Left Turns	Straight Through	Right Turns	Crosswalk Crossings	Vehicle Approach 'Heavy Vehicles'	U Turns	Left Turns	Straight Through	Right Turns	Crosswalk Crossings	Vehicle Approach 'Heavy Vehicles'							
8:00 AM	0	0	0	0	0	0	0	0	0	2	0	2	0	0	0	0	0	0	0	0	0	0	0	0	0	0	0	0	0	0	2
8:15 AM	0	0	1	0	0	1	0	0	0	2	0	2	0	0	0	0	0	0	0	0	0	1	0	0	0	0	0	0	0	1	4
8:30 AM	0	0	0	0	0	0	0	0	0	0	0	0	0	0	2	0	0	0	0	0	0	0	0	0	0	0	0	0	0	0	2
8:45 AM	0	0	0	0	0	0	0	0	0	0	0	0	0	0	0	0	0	0	0	0	0	0	0	0	0	0	0	0	0	0	0
Hourly 'Heavy Vehicles'	0	0	1	0	0	1	0	0	0	4	0	4	0	0	2	0	0	2	0	0	1	0	0	1	0	0	0	0	0	1	8
9:00 AM	0	0	1	0	0	1	0	0	0	0	0	0	0	0	0	0	0	0	0	0	0	0	0	0	0	0	0	0	0	0	1
9:15 AM	0	0	0	0	0	0	0	0	0	0	0	0	0	0	1	0	0	0	0	0	0	0	0	0	0	0	0	0	0	0	1
9:30 AM	0	0	1	0	0	1	0	0	0	0	0	0	0	0	1	0	0	0	0	0	0	0	0	0	0	0	0	0	0	0	2
9:45 AM	0	0	0	0	0	0	0	0	0	0	0	0	0	0	1	0	0	0	0	0	0	0	0	0	0	0	0	0	0	0	1
Hourly 'Heavy Vehicles'	0	0	2	0	0	2	0	0	0	0	0	0	0	0	3	0	0	3	0	0	0	0	0	0	0	0	0	0	0	0	5
10:00 AM	0	0	0	0	0	0	0	0	0	0	0	0	0	0	0	0	0	0	0	0	0	0	0	0	0	0	0	0	0	0	0
10:15 AM	0	1	1	0	0	2	0	0	0	0	0	0	0	0	0	0	0	0	0	0	0	0	0	0	0	0	0	0	0	0	2
10:30 AM	0	0	0	0	0	0	0	0	0	0	0	0	0	0	0	0	0	0	0	0	0	0	0	0	0	0	0	0	0	0	0
10:45 AM	0	0	0	0	0	0	0	0	0	0	0	0	0	0	1	0	0	1	0	0	0	0	0	0	0	0	0	0	0	0	1
Hourly 'Heavy Vehicles'	0	1	1	0	0	2	0	0	0	0	0	0	0	0	1	0	0	1	0	0	0	0	0	0	0	0	0	0	0	0	3
11:00 AM	0	0	2	0	0	2	0	0	0	0	0	0	0	0	1	0	0	1	0	0	0	0	0	0	0	0	0	0	0	0	3
11:15 AM	0	0	3	0	0	3	0	0	0	0	0	0	0	0	0	0	0	0	0	0	0	0	0	0	0	0	0	0	0	0	3
11:30 AM	0	0	0	0	0	0	0	0	0	0	0	0	0	0	0	0	0	0	0	0	0	0	0	0	0	0	0	0	0	0	0
11:45 AM	0	0	0	0	0	0	0	0	1	0	0	1	0	0	0	0	0	0	0	0	0	0	0	0	0	0	0	0	0	0	1
Hourly 'Heavy Vehicles'	0	0	5	0	0	5	0	0	1	0	0	1	0	0	1	0	0	1	0	0	0	0	0	0	0	0	0	0	0	0	7
12:00 PM	0	0	0	0	0	0	0	0	0	0	0	0	0	0	1	0	0	1	0	0	0	0	0	0	0	0	0	0	0	0	1
12:15 PM	0	0	1	0	0	1	0	0	0	0	0	0	0	0	0	0	0	0	0	0	0	0	0	0	0	0	0	0	0	0	1
12:30 PM	0	0	0	0	0	0	0	0	0	0	0	0	0	0	0	0	0	0	0	0	0	0	0	0	0	0	0	0	0	0	0
12:45 PM	0	0	0	0	0	0	0	0	0	0	0	0	0	0	2	0	0	2	0	0	0	0	0	0	0	0	0	0	0	0	2
Hourly 'Heavy Vehicles'	0	0	1	0	0	1	0	0	0	0	0	0	0	0	3	0	0	3	0	0	0	0	0	0	0	0	0	0	0	0	4
1:00 PM	0	0	0	0	0	0	0	0	0	0	0	0	0	0	0	0	0	0	0	0	0	0	0	0	0	0	0	0	0	0	0
1:15 PM	0	0	0	0	0	0	0	0	0	0	0	0	0	0	0	0	0	0	0	0	1	0	0	0	0	0	0	0	0	1	1
1:30 PM	0	1	1	0	0	2	0	0	0	0	0	0	0	0	0	0	0	0	0	0	0	0	0	0	0	0	0	0	0	0	2
1:45 PM	0	0	0	0	0	0	0	0	0	0	0	0	0	0	0	0	0	0	0	0	0	0	0	0	0	0	0	0	0	0	0
Hourly 'Heavy Vehicles'	0	1	1	0	0	2	0	0	0	0	0	0	0	0	0	0	0	0	0	0	1	0	0	1	0	0	0	0	0	1	3
2:00 PM	0	0	1	0	0	1	0	0	0	0	0	0	0	0	0	0	0	0	0	0	0	0	0	0	0	0	0	0	0	0	1
2:15 PM	0	0	0	0	0	0	0	0	0	0	0	0	0	0	0	0	0	0	0	0	0	0	0	0	0	0	0	0	0	0	0
2:30 PM	0	0	0	0	0	0	0	0	0	1	0	1	0	0	0	0	0	0	0	0	0	0	0	0	0	0	0	0	0	0	1
2:45 PM	0	0	0	0	0	0	0	0	0	0	0	0	0	0	0	0	0	0	0	0	0	0	0	0	0	0	0	0	0	0	0
Hourly 'Heavy Vehicles'	0	0	1	0	0	1	0	0	0	1	0	1	0	0	0	0	0	0	0	0	0	0	0	0	0	0	0	0	0	0	2
3:00 PM	0	0	0	0	0	0	0	0	0	0	0	0	0	0	2	0	0	2	0	1	0	0	0	1	0	0	0	0	0	1	3
3:15 PM	0	0	1	0	0	1	0	0	0	0	0	0	0	0	0	0	0	0	0	0	0	0	0	0	0	0	0	0	0	0	1
3:30 PM	0	0	0	0	0	0	0	0	0	0	0	0	0	0	0	0	0	0	0	0	0	0	0	0	0	0	0	0	0	0	0
3:45 PM	0	0	2	0	0	2	0	0	0	0	0	0	0	0	1	0	0	1	0	0	0	0	0	0	0	0	0	0	0	0	3
Hourly 'Heavy Vehicles'	0	0	3	0	0	3	0	0	0	0	0	0	0	0	3	0	0	3	0	1	0	0	0	1	0	0	0	0	0	1	7

TMC 2609 - CR 19 @ Camp Three Rd  
Columbus MN  
Thursday, March 19, 2026

Time	Southbound Heavy CR 19						Westbound Heavy Camp Three Rd						Northbound Heavy CR 19						Eastbound Heavy Camp Three Rd						VEHICLE 'Heavy Vehicles'	
	U Turns	Left Turns	Straight Through	Right Turns	Crosswalk Crossings	Vehicle Approach 'Heavy Vehicles'	U Turns	Left Turns	Straight Through	Right Turns	Crosswalk Crossings	Vehicle Approach 'Heavy Vehicles'	U Turns	Left Turns	Straight Through	Right Turns	Crosswalk Crossings	Vehicle Approach 'Heavy Vehicles'	U Turns	Left Turns	Straight Through	Right Turns	Crosswalk Crossings	Vehicle Approach 'Heavy Vehicles'		
4:00 PM	0	1	0	0	0	1	0	0	1	0	0	1	0	0	1	0	0	0	1	0	0	0	0	0	0	3
4:15 PM	0	0	0	0	0	0	0	0	0	2	0	2	0	0	1	0	0	0	1	0	0	0	0	0	0	3
4:30 PM	0	0	2	0	0	2	0	0	0	1	0	1	0	0	0	0	0	0	0	0	0	0	0	0	0	3
4:45 PM	0	0	0	0	0	0	0	0	0	0	0	0	0	0	0	0	0	0	0	0	0	0	0	0	0	0
Hourly 'Heavy Vehicles'	0	1	2	0	0	3	0	0	1	3	0	4	0	0	2	0	0	2	0	0	0	0	0	0	9	
5:00 PM	0	0	0	0	0	0	0	0	0	0	0	0	0	0	0	0	0	0	0	0	0	0	0	0	0	
5:15 PM	0	0	0	0	0	0	0	0	0	0	0	0	0	0	0	0	0	0	0	0	0	0	0	0	0	
5:30 PM	0	0	1	0	0	1	0	0	0	0	0	0	0	0	2	0	0	2	0	0	0	0	0	0	3	
5:45 PM	0	0	0	0	0	0	0	0	0	0	0	0	0	0	1	0	0	1	0	0	0	0	0	0	1	
Hourly 'Heavy Vehicles'	0	0	1	0	0	1	0	0	0	0	0	0	0	0	3	0	0	3	0	0	0	0	0	0	4	
6:00 PM	0	0	0	0	0	0	0	0	0	1	0	1	0	0	0	0	0	0	0	0	0	0	0	0	1	
6:15 PM	0	0	0	0	0	0	0	0	0	0	0	0	0	0	0	0	0	0	0	0	0	0	0	0	0	
6:30 PM	0	0	0	0	0	0	0	0	0	0	0	0	0	0	0	0	0	0	0	0	0	0	0	0	0	
6:45 PM	0	0	0	0	0	0	0	0	0	0	0	0	0	0	0	0	0	0	0	0	0	0	0	0	0	
Hourly 'Heavy Vehicles'	0	0	0	0	0	0	0	0	0	1	0	1	0	0	0	0	0	0	0	0	0	0	0	0	1	
7:00 PM	0	0	0	0	0	0	0	0	0	0	0	0	0	0	0	0	0	0	0	0	0	0	0	0	0	
7:15 PM	0	0	0	0	0	0	0	0	0	0	0	0	0	0	0	0	0	0	0	0	0	0	0	0	0	
7:30 PM	0	0	0	0	0	0	0	0	0	0	0	0	0	0	0	0	0	0	0	0	0	0	0	0	0	
7:45 PM	0	0	0	0	0	0	0	0	0	0	0	0	0	0	0	0	0	0	0	0	0	0	0	0	0	
Hourly 'Heavy Vehicles'	0	0	0	0	0	0	0	0	0	0	0	0	0	0	0	0	0	0	0	0	0	0	0	0	0	
8:00 PM	0	0	0	0	0	0	0	0	0	0	0	0	0	0	0	0	0	0	0	0	0	0	0	0	0	
8:15 PM	0	0	0	0	0	0	0	0	0	0	0	0	0	0	0	0	0	0	0	0	0	0	0	0	0	
8:30 PM	0	0	0	0	0	0	0	0	0	0	0	0	0	0	0	0	0	0	0	0	0	0	0	0	0	
8:45 PM	0	0	0	0	0	0	0	0	0	0	0	0	0	0	0	0	0	0	0	0	0	0	0	0	0	
Hourly 'Heavy Vehicles'	0	0	0	0	0	0	0	0	0	0	0	0	0	0	0	0	0	0	0	0	0	0	0	0	0	
9:00 PM	0	0	0	0	0	0	0	0	0	0	0	0	0	0	0	0	0	0	0	0	0	0	0	0	0	
9:15 PM	0	0	0	0	0	0	0	0	0	0	0	0	0	0	0	0	0	0	0	0	0	0	0	0	0	
9:30 PM	0	0	0	0	0	0	0	0	0	0	0	0	0	0	0	0	0	0	0	0	0	0	0	0	0	
9:45 PM	0	0	0	0	0	0	0	0	0	0	0	0	0	0	0	0	0	0	0	0	0	0	0	0	0	
Hourly 'Heavy Vehicles'	0	0	0	0	0	0	0	0	0	0	0	0	0	0	0	0	0	0	0	0	0	0	0	0	0	
10:00 PM	0	0	0	0	0	0	0	0	0	0	0	0	0	0	0	0	0	0	0	0	0	0	0	0	0	
10:15 PM	0	0	0	0	0	0	0	0	0	0	0	0	0	0	0	0	0	0	0	0	0	0	0	0	0	
10:30 PM	0	0	0	0	0	0	0	0	0	0	0	0	0	0	0	0	0	0	0	0	0	0	0	0	0	
10:45 PM	0	0	0	0	0	0	0	0	0	0	0	0	0	0	0	0	0	0	0	0	0	0	0	0	0	
Hourly 'Heavy Vehicles'	0	0	0	0	0	0	0	0	0	0	0	0	0	0	0	0	0	0	0	0	0	0	0	0	0	
11:00 PM	0	0	0	0	0	0	0	0	0	0	0	0	0	0	0	0	0	0	0	0	0	0	0	0	0	
11:15 PM	0	0	0	0	0	0	0	0	0	0	0	0	0	0	0	0	0	0	0	0	0	0	0	0	0	
11:30 PM	0	0	0	0	0	0	0	0	0	0	0	0	0	0	0	0	0	0	0	0	0	0	0	0	0	
11:45 PM	0	0	0	0	0	0	0	0	0	0	0	0	0	0	0	0	0	0	0	0	0	0	0	0	0	
Hourly 'Heavy Vehicles'	0	0	0	0	0	0	0	0	0	0	0	0	0	0	0	0	0	0	0	0	0	0	0	0	0	
<b>DAILY 'Heavy Vehicles'</b>	<b>0</b>	<b>4</b>	<b>19</b>	<b>0</b>	<b>0</b>	<b>23</b>	<b>0</b>	<b>0</b>	<b>2</b>	<b>10</b>	<b>0</b>	<b>12</b>	<b>0</b>	<b>0</b>	<b>18</b>	<b>0</b>	<b>0</b>	<b>18</b>	<b>0</b>	<b>1</b>	<b>2</b>	<b>0</b>	<b>0</b>	<b>3</b>	<b>56</b>	

# ANOKA COUNTY HIGHWAY

## PC-WARRANTS

### TRAFFIC SIGNAL WARRANT ANALYSIS

Study Name: 2609

Study Date : 06/10/2026

## Signal Warrants - Summary

---

### Major Street Approaches

Northbound: CR 19

Number of Lanes : 1

Total Approach Volume: 440

Southbound: CR 19

Number of Lanes : 1

Total Approach Volume: 741

### Minor Street Approaches

Eastbound: Camp Three Rd

Number of Lanes : 1

Total Approach Volume: 54

Westbound: Camp Three Rd

Number of Lanes : 1

Total Approach Volume: 540

---

### Warrant Summary (Rural Values Apply)

**Warrant 1 - Eight Hour Vehicular Volumes.....Not Satisfied**

**Warrant 1A - Minimum Vehicular Volume.....Not Satisfied**

Required volumes reached for 0 hours, 8 are needed

**Warrant 1B - Interruption of Continuous Traffic.....Not Satisfied**

Required volumes reached for 0 hours, 8 are needed

**Warrant 1C - Combination of Warrants.....Not Satisfied**

Required 1A volumes reached for 0 hours, 8 are needed

Required 1B volumes reached for 0 hours, 8 are needed

**Warrant 2 - Four Hour Volumes.....Not Satisfied**

Number of hours (0) volumes exceed minimum < minimum required (4).

**Warrant 3 - Peak Hour.....Not Satisfied**

**Warrant 3A - Peak Hour Delay.....Not Satisfied**

Approach volumes on minor street don't exceed minimums for any one hour period. Delay data not evaluated.

**Warrant 3B - Peak Hour Volumes.....Not Satisfied**

Volumes do not exceed minimums for any one hour period.

**Warrant 4 - Pedestrian Volumes.....Not Evaluated**

**Warrant 5 - School Crossing.....Not Evaluated**

**Warrant 6 - Coordinated Signal System.....Not Evaluated**

**Warrant 7 - Crash Experience.....Not Evaluated**

**Warrant 8 - Roadway Network.....Not Evaluated**

**Warrant 9 - Intersection Near a Grade Crossing.....Not Evaluated**

# ANOKA COUNTY HIGHWAY

## PC-WARRANTS

### TRAFFIC SIGNAL WARRANT ANALYSIS

Study Name: 2609

Study Date : 06/10/2026

## Warrant 1A - Minimum Volumes

#### Description

Intended for sites where the volume of intersecting traffic is the principal reason for consideration of a signal installation.

#### Summary

Only 0 one hour periods meet minimums.  
Warrant is NOT met.

#### Site Data Required

Rural Settings Apply = **True**  
Number of Major Lanes = **1**  
Number of Minor Lanes = **1**

#### Volume Requirements

Rural Factor of 70 % applied  
Veh/Hr Major = **210**  
  
Veh/Hr Minor = **63**

Time	Major Road				Total	Minor Road		Met?
	Major NB	+	Major SB	=		Minor EB	Minor WB	
	<b>CR 19</b>					<b>Camp Three Rd</b>		
06:30 - 07:30	16	+	120	=	136	6	7	No
06:45 - 07:45	17	+	117	=	134	5	10	No
06:15 - 07:15	14	+	109	=	123	5	7	No
07:00 - 08:00	17	+	100	=	117	5	14	No
15:15 - 16:15	57	+	55	=	112	3	61	No
16:00 - 17:00	64	+	47	=	111	1	74	No
17:00 - 18:00	52	+	58	=	110	10	71	No
15:30 - 16:30	61	+	47	=	108	3	70	No
15:45 - 16:45	59	+	49	=	108	2	70	No
15:00 - 16:00	58	+	49	=	107	5	45	No
16:15 - 17:15	62	+	44	=	106	4	69	No
16:45 - 17:45	50	+	55	=	105	8	79	No
16:30 - 17:30	53	+	51	=	104	6	73	No
07:15 - 08:15	15	+	88	=	103	5	21	No
06:00 - 07:00	10	+	93	=	103	4	7	No
17:15 - 18:15	46	+	51	=	97	7	67	No
14:45 - 15:45	53	+	42	=	95	4	38	No
17:30 - 18:30	47	+	41	=	88	6	62	No
07:30 - 08:30	11	+	76	=	87	7	24	No
14:30 - 15:30	45	+	38	=	83	6	48	No
05:45 - 06:45	7	+	75	=	82	4	7	No
07:45 - 08:45	15	+	66	=	81	5	22	No
17:45 - 18:45	42	+	32	=	74	3	49	No
08:00 - 09:00	16	+	57	=	73	5	22	No
08:30 - 09:30	21		45		66	3	17	No



# ANOKA COUNTY HIGHWAY

## PC-WARRANTS

### TRAFFIC SIGNAL WARRANT ANALYSIS

Study Name: 2609

Study Date : 06/10/2026

## Warrant 1C Combination of Warrants

#### Description

Intended for sites where the traffic volumes don't meet individual warrants but where Warrants 1A and 1B are both met to 80% of their stated values.

#### Summary

Only 0 hours meet 1A minimums.  
Only 0 hours meet 1B minimums.  
Warrant is NOT met.

#### Site Data Required

Rural Settings Apply = **True**  
Number of Major Lanes = **1**  
Number of Minor Lanes = **1**

#### Volume Requirements

Rural Factor of 70% applied  
Warrant 1A 1B  
Veh/Hr Major = **168 252**  
  
Veh/Hr Minor = **50 25**

#### Major Road

**CR 19**

#### Minor Road

**Camp Three Rd**

Time	Major NB	+	Major SB	=	Total	Minor EB	Minor WB	Met1A?
06:30 - 07:30	16	+	120	=	136	6	7	No
06:45 - 07:45	17	+	117	=	134	5	10	No
06:15 - 07:15	14	+	109	=	123	5	7	No
07:00 - 08:00	17	+	100	=	117	5	14	No
15:15 - 16:15	57	+	55	=	112	3	61	No
16:00 - 17:00	64	+	47	=	111	1	74	No
17:00 - 18:00	52	+	58	=	110	10	71	No
15:30 - 16:30	61	+	47	=	108	3	70	No
15:45 - 16:45	59	+	49	=	108	2	70	No
15:00 - 16:00	58	+	49	=	107	5	45	No
16:15 - 17:15	62	+	44	=	106	4	69	No
16:45 - 17:45	50	+	55	=	105	8	79	No

Time	Major NB	+	Major SB	=	Total	Minor EB	Minor WB	Met1B?
06:30 - 07:30	16	+	120	=	136	6	7	No
06:45 - 07:45	17	+	117	=	134	5	10	No
06:15 - 07:15	14	+	109	=	123	5	7	No
07:00 - 08:00	17	+	100	=	117	5	14	No
15:15 - 16:15	57	+	55	=	112	3	61	No
16:00 - 17:00	64	+	47	=	111	1	74	No
17:00 - 18:00	52	+	58	=	110	10	71	No
15:30 - 16:30	61	+	47	=	108	3	70	No
15:45 - 16:45	59	+	49	=	108	2	70	No
15:00 - 16:00	58	+	49	=	107	5	45	No
16:15 - 17:15	62	+	44	=	106	4	69	No
16:45 - 17:45	50	+	55	=	105	8	79	No

# ANOKA COUNTY HIGHWAY

## PC-WARRANTS

### TRAFFIC SIGNAL WARRANT ANALYSIS

Study Name: 2609

Study Date : 06/10/2026

## Warrant 2 - Four Hour Volumes

#### Description

Intended for sites where the volume of intersecting traffic during any four hours of the day is the principal reason for consideration of a signal installation.

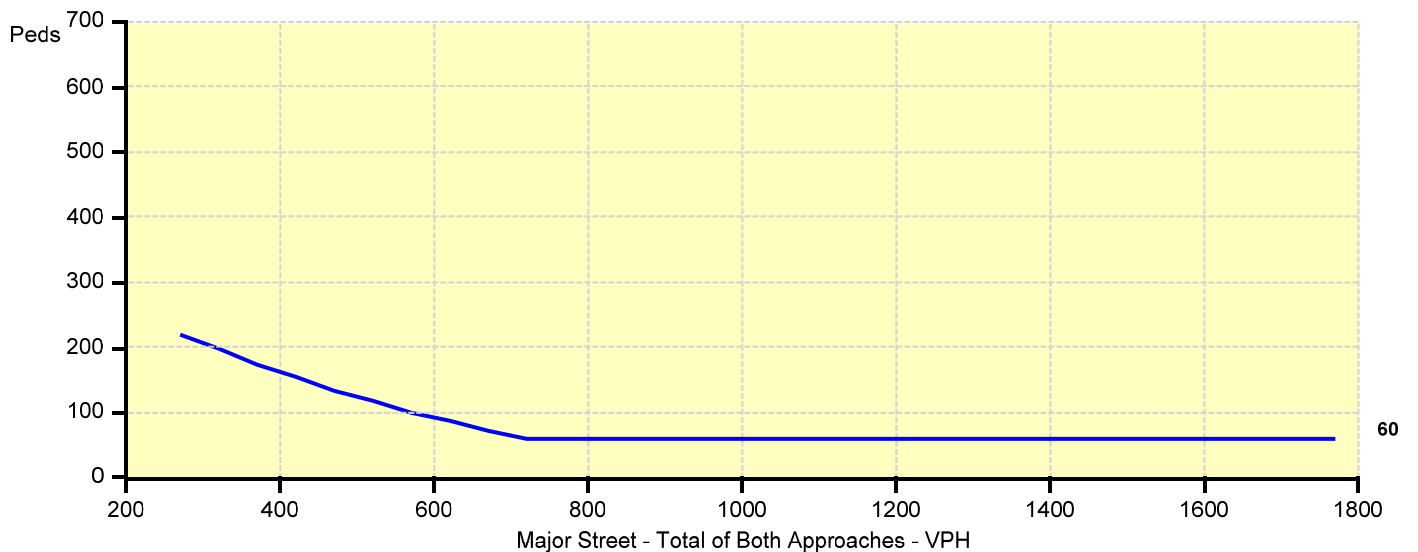
#### Summary

Only 0 one hour periods meet minimums.  
Warrant is NOT met.

#### Site Data Required

Rural Settings Apply = **True**  
 Number of Major Lanes = **1**  
 Number of Minor Lanes = **1**

Time	Major Road CR 19				Total	Minor Road Camp Three Rd		Met?
	Major NB	+	Major SB	=		Minor EB	Minor WB	
06:30 - 07:30	16	+	120	=	136	6	7	No
06:45 - 07:45	17	+	117	=	134	5	10	No
06:15 - 07:15	14	+	109	=	123	5	7	No
07:00 - 08:00	17	+	100	=	117	5	14	No
15:15 - 16:15	57	+	55	=	112	3	61	No
16:00 - 17:00	64	+	47	=	111	1	74	No
17:00 - 18:00	52	+	58	=	110	10	71	No
15:30 - 16:30	61	+	47	=	108	3	70	No
15:45 - 16:45	59	+	49	=	108	2	70	No
15:00 - 16:00	58	+	49	=	107	5	45	No
16:15 - 17:15	62	+	44	=	106	4	69	No
16:45 - 17:45	50	+	55	=	105	8	79	No



# ANOKA COUNTY HIGHWAY

## PC-WARRANTS

### TRAFFIC SIGNAL WARRANT ANALYSIS

Study Name: 2609

Study Date : 06/10/2026

## Warrant 3B - Peak Hour Volumes

#### Description

Intended for sites where the volume of intersecting traffic during one hour of the day is the principal reason for consideration of a signal installation.

#### Summary

Only 0 one hour periods meet minimums.  
Warrant is NOT met.

#### Site Data Required

Rural Settings Apply = **True**  
 Number of Major Lanes = **1**  
 Number of Minor Lanes = **1**

Time	Major Road CR 19				Total	Minor Road Camp Three Rd		Met?
	Major NB	+	Major SB	=		Minor EB	Minor WB	
06:30 - 07:30	16	+	120	=	136	6	7	No
06:45 - 07:45	17	+	117	=	134	5	10	No
06:15 - 07:15	14	+	109	=	123	5	7	No
07:00 - 08:00	17	+	100	=	117	5	14	No
15:15 - 16:15	57	+	55	=	112	3	61	No
16:00 - 17:00	64	+	47	=	111	1	74	No
17:00 - 18:00	52	+	58	=	110	10	71	No
15:30 - 16:30	61	+	47	=	108	3	70	No
15:45 - 16:45	59	+	49	=	108	2	70	No
15:00 - 16:00	58	+	49	=	107	5	45	No
16:15 - 17:15	62	+	44	=	106	4	69	No
16:45 - 17:45	50	+	55	=	105	8	79	No

